

# 2013 BlackJack National

## Meet Results

Feb 8-10, 2013







Page: 1

Printed: 2/8/2013 10:20 PM

Men / 10 / 15-16

Session: 3B

Judge's Signatures

Rank	Num	Name	Gym							AA
1	1113	Phillip Campos-10	Victory-CA	12.500 7	12.600 1	13.400 3	13.950 2	14.550 1	13.900 1	80.900 1
2	326	Peter Daggett-10	Daggett	13.300 3T	11.300 7	14.450 1	13.600 3	13.900 2T	13.500 3T	80.050 2
3	1112	Jeremiah McReynolds-10	Victory-CA	13.000 6	12.350 2	13.650 2	12.650 5	13.350 5	13.400 5	78.400 3
4	327	Eric Klein-10	Daggett	13.650 1	11.200 8	13.350 4	14.600 1	13.650 4	11.700 9	78.150 4
5	325	Shaun Herzog-10	Daggett	13.550 2	10.500 10	11.350 8	13.200 4	13.900 2T	13.600 2	76.100 5
6	111	J.T. Oldroyd-10	All-American	12.300 9	11.950 4	10.400 11	12.550 7	13.150 6	12.100 6T	72.450 6
7	84	Paul Marchando-10	Active	12.350 8	12.000 3	11.750 6	11.750 10	12.300 8	11.600 10	71.750 7
8	329	Luke Aldrich-10	Daggett	13.300 3T	8.200 13	12.950 5	12.600 6	10.350 11	13.500 3T	70.900 8
9	113	Joshua Brazell-10	All-American	11.550 11	10.900 9	11.700 7	12.100 8	12.500 7	10.700 12	69.450 9
10	257	Kevin Klein-10	CGC Champions	11.950 10	11.350 6	10.500 10	10.750 13	10.650 10	11.800 8	67.000 10
11	256	Micah Cliffe-10	CGC Champions	13.250 5	6.600 14	11.000 9	11.050 11T	11.550 9	11.300 11	64.750 11
12	112	Jared Charlesworth-10	All-American	11.000 12	9.950 11	8.250 13	11.900 9	9.300 13	12.100 6T	62.500 12
13	328	Michael Lambert-10	Daggett	10.950 13	8.800 12	10.100 12	11.050 11T	9.950 12	10.200 13	61.050 13
14	273	Elijah Parsells-10	Cal Star	0.000 14	11.650 5	0.000 14	0.000 14	0.000 14	0.000 14	11.650 14

# 2013 BlackJack National

## Meet Results

Feb 8-10, 2013







Page: 1

Printed: 2/8/2013 10:20 PM

Men / 10 / 17-18

Session: 3B







Judge's Signatures

Rank	Num	Name	Gym							AA
1	259	Caleb Fischle-Faulk-10	CGC Champions	12.700 6	11.950 2	13.300 3	12.650 3	13.000 5	12.700 1	76.300 1
2	274	Andreas Silbermann-10	Cal Star	11.300 9	12.300 1	11.850 9	13.000 1	14.200 1	11.500 6T	74.150 2
3	690	Banks Hall-10	Multnomah	13.550 1	10.850 6T	12.550 5	11.750 9	13.700 2	10.700 9	73.100 3
4	986	Joseph Pritts-10	Sunrise	12.900 4	9.700 8	12.400 6	12.700 2	13.400 4	11.500 6T	72.600 4
5	456	Taylor Smith-10	Geist	13.500 2	11.600 5	12.100 8	12.200 6	11.850 9	10.800 8	72.050 5
6	688	Nathan Swanson-10	Multnomah	12.800 5	10.850 6T	12.700 4	11.850 8	11.300 11	11.700 5	71.200 6
7	985	Andrew Misiolek-10	Sunrise	9.200 10	11.900 3T	13.350 2	11.700 10	12.350 7	11.800 4	70.300 7
8	427	Robert Rutherford Jr.-10	Elite Gym - SD	12.150 7	9.000 11	12.200 7	12.350 5	12.250 8	12.200 2T	70.150 8
9	689	Patrick Casey-10	Multnomah	13.000 3	6.350 12	11.200 11	12.500 4	13.450 3	12.200 2T	68.700 9
10	941	Matt Turnansky-10	Southwest	11.400 8	9.550 9	11.000 12	12.000 7	11.350 10	9.500 10	64.800 10
11	1114	Damon Laguna-10	Victory-CA	0.000 11T	11.900 3T	11.800 10	0.000 11T	12.650 6	0.000 11T	36.350 11
12	775	Will Knox-10	Ok-Gold	0.000 11T	9.150 10	14.600 1	0.000 11T	0.000 12	0.000 11T	23.750 12

# 2013 BlackJack National

## Team Results

Feb 8-10, 2013

Rank	Gym	Team	Score						
1	Daggett	*	237.700	40.500 1	33.000 6	40.750 1	41.400 1	41.450 1	40.600 1
2	Victory-CA	*	233.550	38.500 3	37.100 1	39.550 2	39.300 2	40.700 2	38.400 2
3	DeVeau's	*	220.750	38.400 4	36.400 2	37.350 3	37.750 3	36.850 6	34.000 7
4	USA Flairs	*	219.850	36.850 7	34.300 4	37.000 4T	36.550 5	40.550 3	34.600 6
5	Multnomah	*	218.350	40.000 2	30.950 7	37.000 4T	36.300 7	38.800 4	35.300 5
6	All-American	*	210.780	36.050 8	34.500 3	31.350 8	37.050 4	36.230 7	35.600 4
7	CGC Champions	*	208.950	37.900 5	29.900 9	34.800 6	35.350 8	35.200 9	35.800 3
8	Cal Star	*	205.750	35.000 9	33.200 5	32.250 7	36.500 6	37.600 5	31.200 9
9	Geist	*	198.300	37.700 6	30.300 8	28.300 9	34.900 9	35.400 8	31.700 8