

2013 BlackJack National

Meet Results

Feb 8-10, 2013

Page: 1
Printed: 2/10/2013 12:24 PM

Men / 6 / 8-9

Session: 4B

Judge's Signatures

Rank	Num	Name	Gym							AA
1	1157	Javier Alphonso	Universal	10.600 8T	10.300 3	9.600 1T	9.100 3T	10.600 3T	11.500 1	61.700 1
2	737	Raydel Gamboa-6	North Valley	11.100 5	9.800 4	9.600 1T	9.100 3T	11.400 1	10.600 3	61.600 2
3	397	Jonah Molnar	Desert	11.400 1T	10.400 2	9.400 3	8.300 23T	10.700 2	9.900 7	60.100 3
4	396	Jaxon Young	Desert	11.000 6T	10.800 1	9.200 4T	8.800 11T	10.400 5T	9.300 11	59.500 4
5	206	Xander Weber	Bartlett	11.400 1T	8.600 6T	9.200 4T	8.900 8T	10.300 7T	10.300 5	58.700 5
6	414	Zachary Nieman-Macak	Diamond Elite	11.300 3	9.700 5	8.500 7T	9.000 6T	10.200 9T	9.800 8	58.500 6
7	379	Barron Orais	Demarays	10.600 8T	8.600 6T	8.500 7T	8.500 18T	10.200 9T	10.200 6	56.600 7
8	774	Joey Pepe	Oasis	8.900 17	7.700 12T	8.500 7T	8.900 8T	10.600 3T	10.800 2	55.400 8
9	968	Connor Thomas	St. Louis	11.200 4	7.300 16T	7.800 13	8.800 11T	10.000 11T	8.400 19T	53.500 9
10	1001	Dalton Dumitru	Technique	10.100 10	6.600 20	7.600 15	8.200 25T	9.800 16	10.500 4	52.800 10
11	998	Ajeeth Iyer	Technique	9.300 13	7.800 11	7.700 14	8.700 14T	10.400 5T	8.400 19T	52.300 11
12	999	Everett Tai	Technique	11.000 6T	6.100 23	7.900 12	8.500 18T	9.000 21T	9.200 12T	51.700 12
13	130	Adam Weekes	All-American	9.100 15T	7.300 16T	8.800 6	9.400 1	10.000 11T	6.800 27	51.400 13
14	966	Jerid Enyard	St. Louis	8.500 18T	7.900 9T	8.400 10	8.700 14T	10.000 11T	7.600 24	51.100 14
15	108	George Miller	AirTime	9.600 12	7.900 9T	5.900 25	8.900 8T	9.500 18	9.200 12T	51.000 15
16	967	Logan Mosier	St. Louis	9.200 14	6.900 19	7.000 17	9.100 3T	9.100 20	9.500 9	50.800 16
17	1000	Luke Stewart	Technique	8.100 21	6.400 21	8.000 11	8.600 16T	10.000 11T	9.200 12T	50.300 17
18	1021	Vincent Remy	Twister	7.700 23T	8.200 8	6.700 19	9.200 2	9.600 17	8.700 15	50.100 18
19	378	Isaac Orais	Demarays	8.500 18T	7.600 14	6.500 20T	8.400 20T	10.000 11T	8.500 16T	49.500 19
20	131	Zachary Connelly	All-American	9.100 15T	7.700 12T	6.500 20T	9.000 6T	9.000 21T	8.100 23	49.400 20
21	964	Payton Kasper	St. Louis	9.900 11	5.700 25	6.500 20T	8.600 16T	10.300 7T	8.200 21T	49.200 21
22	109	Colin Gwilliam	AirTime	8.400 20	7.400 15	7.100 16	8.200 25T	7.500 26T	9.400 10	48.000 22
23	380	Kai Audy	Demarays	6.300 28	7.200 18	6.400 24	8.300 23T	9.200 19	8.500 16T	45.900 23
24	207	Max Laine	Bartlett	7.800 22	6.300 22	5.500 26	8.400 20T	8.900 23	7.300 25	44.200 24
25	965	Kaleb Dettinger	St. Louis	7.700 23T	5.800 24	6.900 18	8.000 27	7.500 26T	7.000 26	42.900 25







2013 BlackJack National

Meet Results

Feb 8-10, 2013

Page: 2
Printed: 2/10/2013 12:24 PM

Men / 6 / 8-9
Session: 4B

Rank	Num	Name	Gym							AA
26	643	James Smart	Madison	7.700 23T	5.400 26	4.000 28	8.400 20T	8.200 24	8.500 16T	42.200 26
27	644	Conner Shaw	Madison	6.700 27	3.600 28	6.500 20T	8.800 11T	8.000 25	8.200 21T	41.800 27
28	94	Nathan Hornik	Aerial, IL	7.600 26	4.700 27	4.500 27	7.700 28	6.400 28	6.700 28	37.600 28

2013 BlackJack National

Meet Results

Feb 8-10, 2013

Page: 1
Printed: 2/10/2013 12:24 PM

Men / 6 / 10-11

Session: 4B

Judge's Signatures

Rank	Num	Name	Gym							AA
1	736	Drew Dodge-6	North Valley	10.900 2	10.900 1	9.800 1	9.100 5T	10.200 6	10.000 4	60.900 1
2	395	Cameron Weiskopf	Desert	12.000 1	10.000 3	8.600 2	10.000 1	10.600 3	9.200 10	60.400 2
3	738	Grant Chapman-6	North Valley	10.400 5T	9.800 4	7.700 7T	9.400 3	9.800 9	11.300 1	58.400 3
4	563	Kameron Nelson	Hayden's	10.800 3T	6.900 15T	7.400 10T	9.600 2	10.800 2	10.300 3	55.800 4
5	639	Zackrey Lerwill	Madison	10.300 7T	8.100 9	8.400 3	8.600 15T	11.000 1	9.000 11T	55.400 5
6	107	Simon Smith	AirTime	8.900 17	10.400 2	7.700 7T	8.500 18T	10.400 4	9.000 11T	54.900 6
7	417	Ethan VanBeek	Diamond Elite	8.800 18	8.200 6T	7.500 9	8.700 12T	9.900 7T	9.700 5T	52.800 7
8T	106	Gavin Shepard	AirTime	10.000 10	8.000 10	4.000 27	8.900 9	10.300 5	10.600 2	51.800 8T
8T	564	Dylan Carter	Hayden's	9.800 11	8.200 6T	7.000 14	9.000 7T	9.000 15T	8.800 14	51.800 8T
10	154	Emmett Bouchard	American - SF	10.300 7T	7.200 11	6.000 21T	8.500 18T	9.700 10T	9.300 8T	51.000 10
11	413	Kofi Quansah	Diamond Elite	10.800 3T	6.600 18T	6.700 16T	8.700 12T	8.200 20	9.400 7	50.400 11
12	128	Chance Olsen	All-American	9.000 15T	4.900 26	8.300 4	9.300 4	9.100 13T	9.300 8T	49.900 12
13	1170	Ryan Niermann	St. Louis	10.300 7T	6.800 17	6.700 16T	8.300 22T	8.800 17	8.700 15	49.600 13
14T	127	Corbin Beus	All-American	10.400 5T	6.100 22T	7.800 6	7.100 27	9.500 12	8.600 16	49.500 14T
14T	994	Collin Tai	Technique	9.200 13	8.200 6T	6.300 20	8.800 10T	9.000 15T	8.000 19T	49.500 14T
16	640	Calvin Simkins	Madison	9.300 12	7.000 13T	7.100 12T	8.400 21	9.900 7T	6.800 25T	48.500 16
17	1097	Nick Villamizar	Universal	6.300 25	6.600 18T	8.000 5	8.300 22T	7.700 21	9.700 5T	46.600 17
18	561	Logan Kelly	Hayden's	7.800 21T	6.600 18T	7.400 10T	8.200 24T	7.600 22	8.400 17	46.000 18
19	1140	Jackson Pophal	Xtreme	8.100 20	6.100 22T	6.500 19	9.000 7T	7.000 25T	9.000 11T	45.700 19
20	676	Daniel Colon	Mihai	7.000 24	5.300 24	7.100 12T	8.700 12T	9.700 10T	7.800 21	45.600 20
21	910	Christian Evans	Seawind	8.200 19	6.900 15T	5.400 25	8.200 24T	8.400 18T	8.000 19T	45.100 21
22	1020	Robbie Brown	Twister	7.400 23	7.000 13T	5.100 26	8.800 10T	9.100 13T	7.300 23	44.700 22
23	460	Nikolas Jeffries	Geist	9.000 15T	7.100 12	5.700 23T	8.600 15T	7.300 24	6.800 25T	44.500 23
24	459	Liman Griman	Geist	9.100 14	4.200 27	6.900 15	9.100 5T	8.400 18T	6.600 27	44.300 24
25	963	Fitz Lodes	St. Louis	5.800 27	8.300 5	6.700 16T	8.600 15T	7.000 25T	7.400 22	43.800 25







2013 BlackJack National

Meet Results

Feb 8-10, 2013

Page: 2
Printed: 2/10/2013 12:24 PM

Men / 6 / 10-11
Session: 4B

Rank	Num	Name	Gym							AA
26	93	Eddie Burke	Aerial, IL	7.800 21T	5.100 25	5.700 23T	8.500 18T	7.500 23	7.000 24	41.600 26
27	1096	Diego Perez	Universal	6.000 26	6.200 21	6.000 21T	8.100 26	7.000 25T	8.100 18	41.400 27

2013 BlackJack National

Meet Results







Feb 8-10, 2013

Page: 1
Printed: 2/10/2013 12:24 PM

Men / 6 / 12+

Session: 4B

Judge's Signatures

Rank	Num	Name	Gym							AA
1	740	Taylor McLaughlin-6	North Valley	9.700 2	9.400 1	8.900 1T	9.200 3	10.000 1T	9.000 4	56.200 1
2	739	Joshua Brown-6	North Valley	10.400 1	6.400 7	8.900 1T	9.300 2	9.800 3	11.100 1	55.900 2
3	741	Karl Nagy-6	North Valley	7.700 6T	7.000 6	7.800 4	9.400 1	10.000 1T	9.900 3	51.800 3
4	996	Zac Farrington	Technique	7.300 8	7.200 5	8.100 3	8.300 8	7.900 9	10.800 2	49.600 4
5	1142	Jared Gordon	Xtreme	8.800 4	7.400 4	7.000 6	8.200 9	9.000 4T	8.700 5	49.100 5
6	1022	Colin Bates	Twister	9.200 3	7.500 3	5.800 8	8.900 4T	9.000 4T	8.200 7T	48.600 6
7	565	Logan Parrish	Hayden's	7.800 5	8.400 2	7.400 5	8.100 10T	8.500 6	8.200 7T	48.400 7
8	911	Alex Kasai	Seawind	5.800 11	4.500 10	4.500 11T	8.900 4T	8.300 7	8.400 6	40.400 8
9	912	Nathan Palmer	Seawind	6.500 10	4.900 9	4.900 10	8.600 6	7.000 10	8.200 7T	40.100 9
10	416	Brandon Echegaray	Diamond Elite	7.000 9	4.100 11	6.000 7	8.100 10T	8.100 8	6.700 12	40.000 10
11	606	Ryan Shepherd	Interstate	7.700 6T	3.000 12T	5.500 9	8.400 7	6.000 11	7.300 10	37.900 11
12	641	Damien Stonehill	Madison	4.000 12	3.000 12T	4.500 11T	8.000 12	5.500 12	6.000 13	31.000 12
13	997	Teagan Skaff	Technique	0.000 13	5.700 8	4.500 11T	7.400 13	0.000 13	7.200 11	24.800 13

2013 BlackJack National

Team Results







Feb 8-10, 2013

Page: 1

Printed: 2/10/2013 12:24 PM

Men / 6 / All Ages

Session: 4B

Rank	Gym	Team	Score						
1	North Valley	*	183.900	32.400 2	30.500 2	28.300 1	28.100 1	31.600 2	33.000 1
2	Desert	*	180.000	34.400 1	31.200 1	27.200 2	27.100 3	31.700 1	28.400 6
3	Technique	*	164.400	30.400 5	23.200 8	24.000 4	26.100 9	30.200 4T	30.500 2
4	Diamond Elite	*	161.700	30.900 4	24.500 4	22.700 7	26.400 7	28.300 9T	28.900 5
5	St. Louis	*	161.600	31.400 3	23.500 5T	23.200 6	26.600 6	30.300 3	26.600 9
6	AirTime	*	161.200	28.500 7	26.300 3	20.700 11	26.300 8	30.200 4T	29.200 4
7	All-American	*	156.900	28.600 6	21.100 11	24.900 3	27.700 2	28.600 8	26.000 10
8	Hayden's	*	156.700	28.400 8	23.500 5T	22.200 8	26.800 5	28.300 9T	27.500 7
9	Demarays	*	152.000	25.400 10	23.400 7	21.400 10	25.200 13	29.400 6	27.200 8
10	Madison	*	150.400	27.300 9	20.500 12	22.000 9	25.800 10	29.100 7	25.700 11
11	Universal	*	149.700	22.900 12	23.100 9	23.600 5	25.500 12	25.300 12	29.300 3
12	Twister	*	143.400	24.300 11	22.700 10	17.600 12	26.900 4	27.700 11	24.200 13
13	Seawind	*	125.600	20.500 13	16.300 13	14.800 13	25.700 11	23.700 13	24.600 12