

# 2013 BlackJack National

## Meet Results







Feb 8-10, 2013

Page: 1  
Printed: 2/9/2013 4:55:17 PM

Men / 10 / 15-16

Session: 5A

Judge's Signatures

Rank	Num	Name	Gym							AA
1	840	Alex Diab-10	Premier IL	14.900 1	12.800 3	15.350 1	14.900 1	13.750 3	14.100 1	85.800 1
2	757	Blake Martin-10	DeRon's Elite	12.600 15T	12.950 2	11.700 7	13.650 4	13.450 5	13.050 2	77.400 2
3	950	Jonathon Fornoff-10	St. Charles	13.300 6	11.000 16	10.550 17	14.400 2	14.250 1	12.600 4	76.100 3
4	758	Christopher Munneke-10	DeRon's Elite	12.900 10	12.300 5	12.200 4	13.200 8	13.250 6	10.350 16	74.200 4
5	213	Max DeFrees-10	Black Hills	13.000 9	11.950 10	11.200 10	12.950 10T	12.750 9	12.150 6	74.000 5
6	214	Fletcher Braunton-10	Black Hills	13.400 5	10.450 19	12.500 2	13.450 5	12.500 14	11.600 9T	73.900 6
7	949	David MacDonald-10	St. Charles	13.700 2	12.450 4	11.800 6	13.350 6	14.150 2	8.400 19	73.850 7
8	502	Zeke Howald-10	Gym Nevada	12.600 15T	13.700 1	11.400 8	11.950 16	12.600 11	11.400 12	73.650 8
9	17	Jordyn Lopez-10	5280 Gym	13.250 7	12.000 9	11.100 11T	12.900 12	12.550 12T	11.550 11	73.350 9
10	947	Will Zimmer-10	St. Charles	13.500 3T	12.250 6T	11.050 13T	12.100 14	12.400 15	11.900 8	73.200 10
11	439	Matthew Rada-10	Eric Will's-Ca.	11.600 20	11.250 12T	10.900 15	13.000 9	13.700 4	12.500 5	72.950 11
12	211	Farrell Baker-10	Black Hills	13.500 3T	10.900 17	10.750 16	11.850 17T	12.950 7	12.650 3	72.600 12
13	503	John Herrera-10	Gym Nevada	12.700 12T	12.250 6T	9.900 19	13.850 3	10.650 20	12.000 7	71.350 13
14	948	Mitchell Fornek-10	St. Charles	13.200 8	11.100 14	11.050 13T	13.250 7	11.700 18	10.400 15	70.700 14
15	703	Russell Littman-10	New Hope	12.200 18	10.550 18	11.350 9	12.950 10T	12.000 17	9.650 17T	68.700 15
16	424	Kevin Strasser-10	Docksiders	11.800 19	11.900 11	8.300 21	12.050 15	12.550 12T	11.600 9T	68.200 16
17	212	Alex Dimmer-10	Black Hills	12.650 14	11.250 12T	10.300 18	11.400 20T	11.100 19	11.350 13	68.050 17
18	924	Daniel Perez-Kowalski-10	South Coast	12.400 17	12.250 6T	11.100 11T	11.850 17T	10.600 21	9.650 17T	67.850 18
19	1015	Nicholas Servadio-10	Tri-Town	10.750 21	7.000 20	9.550 20	11.400 20T	12.650 10	11.000 14	62.350 19
20	759	Kirk Williams-10	DeRon's Elite	12.850 11	11.050 15	11.850 5	11.500 19	12.800 8	0.000 20T	60.050 20
21	760	Dennis Minton-10	DeRon's Elite	12.700 12T	0.000 21T	12.300 3	12.250 13	12.350 16	0.000 20T	49.600 21
22	704	Jacob Silvestri-10	New Hope	0.000 22	0.000 21T	0.000 22	0.000 22	0.000 22	0.000 20T	0.000 22

# 2013 BlackJack National

## Meet Results







Feb 8-10, 2013

Page: 1  
Printed: 2/9/2013 4:55:20 PM

Men / 10 / 17-18

Session: 5A

Judge's Signatures

Rank	Num	Name	Gym							AA
1	705	Nico Del Junco-10	New Hope	13.800 1	12.850 1	12.050 2	14.350 1	11.600 7	12.900 1	77.550 1
2	1018	Nathan Kopp-10	Tri-Town	13.250 4	10.750 5T	11.100 4T	11.550 9	13.450 2	12.650 2	72.750 2
3	1016	Jonathan Lerch-10	Tri-Town	11.550 8	12.000 2	12.250 1	11.650 8	12.950 5	12.300 3	72.700 3
4	984	Joshua Dieker-10	Stick It	13.400 3	11.850 3	11.100 4T	12.000 6	12.050 6	11.950 4	72.350 4
5	605	Brian Manning-10	Interstate	11.300 9	10.750 5T	11.000 7	12.650 2T	13.000 4	11.500 6	70.200 5
6	1103	Max Murray-10	Upstate-NY	12.600 6	8.950 8	11.050 6	12.050 5	13.550 1	10.950 7	69.150 6
7	425	Jakob Welsh-10	Docksiders	13.500 2	9.900 7	0.000 9	12.650 2T	13.250 3	11.550 5	60.850 7
8	1017	Sean Sylvain-10	Tri-Town	12.000 7	7.450 9	9.750 8	11.800 7	10.250 9	9.400 8	60.650 8
9	951	Brenon Sommers-10	St. Charles	12.750 5	11.550 4	11.600 3	12.650 2T	11.200 8	0.000 9	59.750 9

# 2013 BlackJack National

## Team Results







Feb 8-10, 2013

Page: 1

Printed: 2/9/2013 4:55:30 PM

Men / 9,10 / All Ages

Session: 5A

Rank	Gym	Team	Score						
1	St. Charles	*	232.350	40.500 2	38.250 1	34.450 5	41.000 1	41.800 1	36.350 4
2	Black Hills	*	226.900	40.400 3	36.100 4	35.550 3	39.200 3	38.200 7	37.450 1
3	DeRon's Elite	*	225.050	38.450 4T	36.500 3	36.700 1	39.250 2	40.000 2	34.150 7
4	5280 Gym	*	224.100	40.850 1	35.100 6	33.350 6	37.450 7	39.950 3	37.400 2
5	Eric Will's-Ca.	*	220.500	37.500 7	33.450 7	35.300 4	38.500 4	39.450 4	36.300 5
6	New Hope	*	216.200	38.450 4T	36.050 5	35.850 2	37.950 6	35.000 11	32.900 8T
7	Gym Nevada	*	214.800	37.550 6	36.850 2	29.000 11	38.250 5	36.750 10	36.400 3
8	Tri-Town	*	210.100	36.800 8	30.200 9	33.100 7	35.000 11	39.050 5	35.950 6
9	Interstate	*	201.700	35.750 12	29.000 10	32.900 8	36.450 8	37.650 9	29.950 12
10	Upstate-NY	*	200.550	36.600 9	26.000 12	32.350 9	35.900 10	38.350 6	31.350 11
11	South Coast	*	200.050	35.850 11	32.250 8	32.250 10	35.950 9	31.900 12	31.850 10
12	Docksiders	*	189.200	36.100 10	28.900 11	18.700 14	34.850 12	37.750 8	32.900 8T