

2013 BlackJack National

Meet Results







Feb 8-10, 2013

Page: 1
Printed: 2/10/2013 11:07 AM

Men / 7 / 9-10

Session: 6B

Judge's Signatures

Rank	Num	Name	Gym							AA
1	488	Matthew Sulham	Gold Cup	10.400 1	9.100 3	9.000 7	11.900 7	9.800 4	9.900 1	60.100 1
2	157	David Rauchwerger	American - SF	10.100 2T	9.000 4	8.400 8	12.100 1T	9.900 2T	9.700 2T	59.200 2
3	399	Jayden Young	Desert	10.100 2T	8.900 5	9.900 1	12.100 1T	8.200 10	9.700 2T	58.900 3
4	491	Alexander Ortiz	Gold Cup	10.000 4	9.300 2	9.400 2	12.100 1T	10.300 1	6.500 11	57.600 4
5T	1003	Kai Balala	Technique	8.700 9	8.600 6	9.100 4T	12.100 1T	9.900 2T	9.000 4*	57.400 5T
5T	490	Marshall Edwards	Gold Cup	9.200 5	8.500 7	9.300 3	12.000 6	9.400 5	9.000 4*	57.400 5T
7	489	Jake Gatten	Gold Cup	9.100 6T	9.600 1	8.200 9	11.800 8T	9.200 7	6.700 10	54.600 7
8	376	Gabriel Radow-7	Deltchev	8.500 11T	7.400 10	9.100 4T	11.800 8T	8.000 11	8.500 6	53.300 8
9	156	Erik Dashevsky	American - SF	8.500 11T	6.200 11	9.100 4T	11.800 8T	9.300 6	8.200 7	53.100 9
10	1082	Dylan Valuch	Unattached (1)	8.800 8	7.600 9	7.600 10	11.700 11	7.800 12	7.800 8	51.300 10
11	164	Avery Ashby	Anchorage	9.100 6T	7.900 8	6.600 11	11.300 12	8.500 8	6.400 12	49.800 11
12	163	Noah Williams	Anchorage	8.600 10	4.900 12	6.400 12	12.100 1T	8.300 9	7.000 9	47.300 12

2013 BlackJack National

Meet Results

Feb 8-10, 2013

Men / 7 / 11+

Session: 6B

Judge's Signatures

Rank	Num	Name	Gym							AA
1	779	Reese Bowler	Ok-Gold	10.200 3T	9.900 2T	10.600 1	11.800 17T	10.800 1	8.200 22	61.500 1
2	778	Joshua Corona	Ok-Gold	10.200 3T	9.600 4T	10.100 3	12.300 3	9.800 10T	9.300 9T	61.300 2
3	375	Kalama Flagg-7	Deltchev	8.400 21T	8.300 17	10.400 2	12.200 4T	10.400 4T	9.700 5	59.400 3
4	678	Emanuel Vazquez	Mihai	9.600 9	9.900 2T	9.800 5T	11.900 14T	8.900 22	9.100 12	59.200 4
5	782	Dalton Farmer	Ok-Gold	10.300 2	6.200 24	9.100 13	12.500 1T	10.600 2T	10.100 1	58.800 5
6	781	Braxton Poe	Ok-Gold	9.700 8	9.300 6	8.600 20	12.000 8T	10.400 4T	8.300 21	58.300 6
7T	1002	Nathan Sullivan	Technique	8.600 17T	10.000 1	8.900 17	12.000 8*	9.800 10T	8.800 14	58.100 7T
7T	398	Devon Cooley	Desert	9.500 10	8.900 11	8.700 19	12.000 8*	9.700 12	9.300 9T	58.100 7T
9	1037	Jake Guerink	USA Flairs	10.400 1	8.500 13T	8.200 21	12.100 7	9.900 7T	8.900 13	58.000 9
10	786	Matthew Whittington	Ok-Gold	10.000 5T	6.900 21	9.000 14T	12.500 1T	9.500 13T	10.000 2	57.900 10
11	743	Thomas Prince-7	North Valley	9.100 13	9.600 4T	9.600 9	11.400 22	9.900 7T	8.000 23T	57.600 11
12	374	Nicholas Montella-7	Deltchev	8.000 23T	9.200 7	9.500 10T	11.900 14T	9.500 13T	8.700 15T	56.800 12
13T	776	Carter Gutteridge	Ok-Gold	10.000 5T	5.500 25	9.700 7*	12.200 4T	9.000 21	9.800 3*	56.200 13T
13T	785	Canon Swiggart	Ok-Gold	9.800 7	7.400 19	7.400 27	11.900 14T	9.900 7T	9.800 3*	56.200 13T
13T	679	Alexis Fontanez	Mihai	7.800 25	9.100 8	9.000 14T	11.600 20T	9.300 19*	9.400 8	56.200 13T
13T	1081	Kael Seaver	Unattached (1)	8.900 14	9.000 9T	9.700 7*	11.300 23T	9.300 19*	8.000 23T	56.200 13T
17	742	Aidan Zamboni-7	North Valley	8.600 17T	8.200 18	10.000 4	11.700 19	8.700 23T	8.700 15T	55.900 17
18	783	Ashton Bennett	Ok-Gold	8.000 23T	9.000 9T	9.000 14T	11.300 23T	9.500 13T	8.600 18	55.400 18
19	155	Ethan Quan	American - SF	8.400 21T	8.500 13T	8.800 18	12.200 4T	8.700 23T	8.500 19T	55.100 19
20	1080	Gabriel Miguel	Unattached (1)	7.500 27	8.500 13T	9.300 12	11.600 20T	8.500 25	9.500 6T	54.900 20
21	780	Kobe Williams	Ok-Gold	9.300 12	4.700 26	8.000 22	12.000 8T	10.600 2T	9.500 6T	54.100 21
22	784	Joey Chendra	Ok-Gold	7.700 26	8.400 16	7.800 24T	11.800 17T	9.500 13T	8.700 15T	53.900 22
23	677	Javier Santos	Mihai	8.500 19T	8.800 12	9.500 10T	9.500 25	10.100 6	6.700 26	53.100 23
24	914	Nathan Burns	Seawind	8.500 19T	6.400 23	9.800 5T	9.200 27	9.400 17T	9.300 9T	52.600 24
25	1079	Parker Calomiris	Unattached (1)	9.400 11	6.500 22	7.800 24T	12.000 8T	8.300 27	8.500 19T	52.500 25







2013 BlackJack National

Meet Results

Feb 8-10, 2013

Page: 2
Printed: 2/10/2013 11:07 AM

Men / 7 / 11+
Session: 6B







Rank	Num	Name	Gym							AA
26	418	Tyler Ruffner	Diamond Elite	8.800 15	7.200 20	7.900 23	12.000 8T	8.400 26	6.600 27	50.900 26
27	915	Sam Mikel	Seawind	8.700 16	4.600 27	7.600 26	9.300 26	9.400 17T	7.600 25	47.200 27

2013 BlackJack National

Team Results

Feb 8-10, 2013

Page: 1
 Printed: 2/10/2013 11:07 AM
 Men / 7 / All Ages
 Session: 6B

Rank	Gym	Team	Score						
1	Ok-Gold	*	189.100	30.700 1	28.800 1	30.400 1	37.300 1	32.000 1	29.900 1
2	Gold Cup	*	176.400	29.600 2	28.000 2	27.700 4	36.000 3	29.500 2	25.600 5
3	Deltchev	*	169.500	24.900 6	24.900 5	29.000 2	35.900 4	27.900 4T	26.900 2
4	Mihai	*	168.500	25.900 5	27.800 3	28.300 3	33.000 6	28.300 3	25.200 6
5	American - SF	*	167.400	27.000 4	23.700 6	26.300 6	36.100 2	27.900 4T	26.400 3
6	Unattached (1)	*	166.400	27.100 3	25.100 4	26.800 5	35.300 5	26.100 6	26.000 4