

2013 BlackJack National

Meet Results

Feb 8-10, 2013

Page: 1
Printed: 2/10/2013 4:25:25 PM

Men / 8 / 11-12

Session: 7B

Judge's Signatures

Rank	Num	Name	Gym							AA
1	1155	Dillan King	USA Gymworld-UT	13.050 1	10.850 4	11.350 4	12.300 3	12.200 4	12.500 1	72.250 1
2	62	Vitaliy Guimaraes	5280 Gym	12.600 5	10.000 13T	12.400 1	13.200 1	12.000 7T	11.600 3T	71.800 2
3	762	Jonathan Suarez	DeRon's Elite	12.800 3	11.000 3	11.400 3	13.000 2	10.900 17	11.100 9	70.200 3
4	744	Noah Nguyen	North Valley	12.050 13T	11.200 2	10.750 10	11.950 5	12.450 1	11.700 2	70.100 4
5	208	Evan Perreault	Bartlett	12.950 2	10.350 8T	11.600 2	11.300 23T	12.250 3	11.600 3T	70.050 5
6	64	Jake Sawyer	5280 Gym	12.200 10	11.600 1	10.950 7T	11.850 8T	11.700 9	11.300 6	69.600 6
7	698	Jonathon Liu	NEAG	11.400 23T	10.350 8T	11.200 6	11.700 14	12.300 2	11.200 7T	68.150 7
8	61	Vadim Galchenko	5280 Gym	12.300 8	10.000 13T	10.500 15T	11.600 16T	12.000 7T	11.200 7T	67.600 8
9	719	Jonathan Wu	New Hope	11.950 15T	10.500 5T	10.950 7T	11.400 20	11.000 14T	10.800 11T	66.600 9
10	419	Caleb Rickard	Diamond Elite	12.250 9	10.500 5T	10.300 21T	11.750 12T	10.950 16	10.600 14T	66.350 10
11	66	Calvin Bleskan	5280 Gym	10.950 30	9.750 16T	10.650 12	11.850 8T	12.050 6	10.800 11T	66.050 11
12	658	Kacey Provo	Metropolitan	12.650 4	8.700 22T	11.300 5	11.350 21T	11.450 10	10.450 16	65.900 12
13	167	Josh Williams	Anchorage	11.700 21	10.100 12	9.250 30	12.250 4	12.150 5	10.300 19T	65.750 13
14	65	Derek Stark	5280 Gym	11.850 17T	8.150 28	10.550 14	11.650 15	11.300 12	11.500 5	65.000 14
15	95	Cooper Giles	Aerial, IL	11.850 17T	10.150 11	10.300 21T	11.050 25T	11.400 11	10.000 24	64.750 15
16T	1073	Carter Chappelle	USA Gymworld-UT	12.350 7	10.400 7	9.750 26	11.000 28	10.150 25T	10.200 22	63.850 16T
16T	1074	Jack Mismash	USA Gymworld-UT	11.950 15T	10.000 13T	9.450 28	10.800 30T	11.050 13	10.600 14T	63.850 16T
18	567	Will Hitchcock	Hayden's	12.100 11T	8.750 21	10.500 15T	11.850 8T	11.000 14T	9.000 31	63.200 18
19	1154	CJ Gobles	USA Gymworld-UT	12.500 6	9.400 18	8.500 34T	11.800 11	10.200 24	10.700 13	63.100 19
20	1024	Austin Bratti	Twister	10.100 33	10.200 10	10.600 13	11.050 25T	10.150 25T	10.400 17T	62.500 20
21	63	Matthew Rudolph	5280 Gym	11.850 17T	9.750 16T	10.400 18	11.300 23T	8.850 35	9.800 25T	61.950 21
22	97	Kaiden Shofstall	Aerial, IL	11.200 28	7.700 30	10.350 19T	11.550 18	10.600 19	10.400 17T	61.800 22
23	168	Ian Waalkes	Anchorage	11.750 20	7.300 31	10.500 15T	11.900 6T	9.950 27	10.300 19T	61.700 23
24	96	Lukas Elisha	Aerial, IL	11.300 27	8.600 25	9.400 29	10.850 29	10.250 21T	11.000 10	61.400 24
25T	498	Christian Gulotta	Gold Medal	11.450 22	8.500 26	9.550 27	11.900 6T	10.250 21T	9.500 28T	61.150 25T

2013 BlackJack National







Meet Results

Feb 8-10, 2013

Page: 2
Printed: 2/10/2013 4:25:25 PM

Men / 8 / 11-12

Session: 7B

Rank	Num	Name	Gym							AA
25T	918	Kevin Ward	Seawind	11.350 26	8.700 22T	10.300 21T	11.050 25T	9.650 30	10.100 23	61.150 25T
27	577	Jacob Nauman	Hocking Valley	10.650 31	9.000 19	10.800 9	11.350 21T	9.300 32	9.800 25T	60.900 27
28	1005	Jack Cartwright	Technique	12.100 11T	7.100 32	10.050 25	11.500 19	10.250 21T	9.500 28T	60.500 28
29	917	Michael Eades	Seawind	11.400 23T	6.000 34	10.350 19T	11.600 16T	10.500 20	9.600 27	59.450 29
30	884	Jameson Coolidge	SD United	12.050 13T	7.950 29	9.100 31	11.750 12T	8.900 34	9.200 30	58.950 30
31T	888	Sam Schneider	SD United	11.400 23T	8.250 27	9.000 32	10.600 33	9.800 29	8.700 33	57.750 31T
31T	566	Cole Bakeman	Hayden's	11.100 29	8.650 24	10.100 24	10.750 32	9.250 33	7.900 34	57.750 31T
33	889	Avraam Demetriades	SD United	9.900 34	4.000 35	10.700 11	10.500 34	9.850 28	8.900 32	53.850 33
34	492	Vincent Martinez	Gold Cup	10.600 32	6.650 33	8.500 34T	10.800 30T	10.700 18	6.000 35	53.250 34
35	269	Zach Wallace	CGC Champions	0.000 35	8.900 20	8.750 33	0.000 35	9.400 31	10.250 21	37.300 35

2013 BlackJack National

Meet Results



Feb 8-10, 2013

Page: 1
Printed: 2/10/2013 4:25:27 PM

Men / 8 / 13-18

Session: 7B

Judge's Signatures

Rank	Num	Name	Gym							AA
1	358	Robin Klause	DeVeau's	10.750 20	10.050 2	10.950 5	12.150 2	12.450 1	11.900 2	68.250 1
2	745	Brian Shaw	North Valley	11.350 11	9.150 10	8.750 26	12.000 4T	12.200 2	12.400 1	65.850 2
3	478	Alex Ibrahim	Go For It	11.200 12T	9.300 9	10.800 8T	12.000 4T	11.350 5T	10.900 5T	65.550 3
4	660	Ethan Williamson	Metropolitan	11.750 3	9.950 4	10.700 12T	12.250 1	10.250 16T	10.600 7	65.500 4
5	835	Jacob Gasperi	Platinum	11.700 4	9.400 8	11.000 3T	11.000 18T	9.900 21T	11.600 3	64.600 5
6	824	Cooper Hoskins	Paragon	11.400 9T	10.400 1	10.750 10T	11.600 8T	10.200 18T	10.100 9T	64.450 6
7	659	Evan Shimasaki	Metropolitan	10.950 16T	8.750 12	11.500 2	11.500 10T	9.800 23T	10.950 4	63.450 7
8	919	Gabriel Senter	Seawind	12.000 2	7.750 21T	10.050 19	11.600 8T	11.600 4	10.000 12	63.000 8
9	493	Luke Morrell	Gold Cup	11.150 14	9.700 6	9.800 20	10.950 20T	11.350 5T	9.500 15T	62.450 9
10	440	Joshua Sanchez	Eric Will's-Ca.	10.400 23	7.500 23	11.000 3T	11.700 7	11.800 3	9.500 15T	61.900 10
11	16	Luke Sabey	5280 Gym	12.350 1	5.600 29	10.900 6	10.600 25T	11.350 5T	10.900 5T	61.700 11
12	1008	Jared Dishman	Technique	11.600 6T	9.800 5	10.700 12T	10.550 27	10.900 9	8.000 24	61.550 12
13	1006	Erik Gralian	Technique	11.400 9T	8.100 16T	11.550 1	10.950 20T	9.800 23T	9.300 18	61.100 13
14	360	Joey Hanley	DeVeau's	10.550 21T	8.200 15	10.250 17	10.800 22T	11.000 8	10.100 9T	60.900 14
15	479	Joe Cook	Go For It	11.450 8	8.100 16T	10.650 14T	11.200 15	9.700 26T	8.800 20	59.900 15
16	897	Nicholas McCulloch	Seattle	10.800 19	7.800 20	10.800 8T	11.050 16T	10.650 11T	8.300 22T	59.400 16
17	836	Nick Steinberg	Platinum	11.650 5	6.000 28	10.650 14T	11.450 13	9.200 28	9.800 13	58.750 17
18	361	Joshua Schmitt	DeVeau's	10.350 24T	8.850 11	8.650 28T	10.500 28	10.600 13T	9.700 14	58.650 18
19	607	Leyton Barr	Interstate	10.250 26	6.850 26	9.650 22	11.000 18T	9.700 26T	10.400 8	57.850 19
20	1007	Kevin Kliner	Technique	10.550 21T	7.350 24	9.750 21	10.600 25T	10.650 11T	8.300 22T	57.200 20
21	1075	Jacob Bone	USA Gymworld-UT	11.100 15	6.550 27	9.200 25	12.050 3	9.900 21T	7.400 25	56.200 21
22	855	Aris Zavitsanos	Rising Star	10.050 27	5.250 30	10.150 18	10.750 24	10.150 20	9.500 15T	55.850 22
23	501	Ethan Waldorf	Gold Medal	10.350 24T	7.900 19	8.600 30	11.350 14	8.500 30	8.600 21	55.300 23
24	500	Michael Lehmann	Gold Medal	9.550 28	8.250 14	9.500 23	10.800 22T	10.350 15	6.500 26	54.950 24
25	359	Mike Tallman	DeVeau's	9.000 29	7.750 21T	9.350 24	10.350 29	9.000 29	9.200 19	54.650 25

2013 BlackJack National







Meet Results

Feb 8-10, 2013

Page: 2
Printed: 2/10/2013 4:25:27 PM

Men / 8 / 13-18

Session: 7B

Rank	Num	Name	Gym							AA
26	920	Alex Jones	Seawind	10.950 16T	10.000 3	10.300 16	11.500 10T	10.200 18T	0.000 27T	52.950 26
27	922	Zachary Fox	Seawind	10.850 18	9.550 7	10.750 10T	11.050 16T	10.700 10	0.000 27T	52.900 27
28	921	Peyton Gaston	Seawind	11.600 6T	7.000 25	10.850 7	11.500 10T	10.250 16T	0.000 27T	51.200 28
29	721	Maurice Armstrong	New Hope	11.200 12T	8.050 18	8.700 27	11.750 6	10.600 13T	0.000 27T	50.300 29
30	791	Mac Bowman	Old Pueblo	0.000 30	8.350 13	8.650 28T	0.000 30	9.800 23T	10.100 9T	36.900 30







2013 BlackJack National

Team Results

Feb 8-10, 2013

Page: 1
Printed: 2/10/2013 4:25:31 PM

Men / 8 / All Ages
Session: 7B

Rank	Gym	Team	Score						
1	5280 Gym	*	210.450	37.250 2	31.600 1	34.250 1	36.900 1	36.050 1	34.400 1
2	USA Gymworld-UT	*	203.100	37.900 1	31.250 2	30.550 5T	36.150 2	33.450 3	33.800 2
3	Metropolitan	*	194.850	35.350 3	27.400 4	33.500 2	35.100 3	31.500 7	32.000 3
4	Seawind	*	192.400	35.000 5	28.250 3	31.950 4	34.700 4	32.800 4	29.700 6
5	DeVeau's	*	188.500	31.650 8	27.100 5	30.550 5T	33.450 6T	34.050 2	31.700 4
6	Aerial, IL	*	187.950	34.350 6	26.450 6	30.050 7	33.450 6T	32.250 5	31.400 5
7	Technique	*	184.600	35.100 4	25.250 7	32.300 3	33.050 8	31.800 6	27.100 7
8	Gold Medal	*	171.400	31.350 9	24.650 8	27.650 9	34.050 5	29.100 8	24.600 9
9	SD United	*	170.550	33.350 7	20.200 10	28.800 8	32.850 9	28.550 9	26.800 8