







2013 BlackJack National

Meet Results

Feb 8-10, 2013

| Rank | Num | Name | Gym |  |  |  |  |  |  | AA |
|------|------|--------------------------|---------------|---|---|--|---|---|---|--------------|
| 1 | 531 | Hudson Harms | Gymcats | 11.600 1 | 10.600 2 | 11.000 1 | 10.400 1 | 8.200 16T | 11.200 1 | 63.000 1 |
| 2 | 392 | Kevin Dammers | Desert | 9.800 2 | 11.400 1 | 9.900 2T | 7.800 19T | 10.200 2 | 8.400 11 | 57.500 2 |
| 3 | 651 | Haeden Zarapkar | Metropolitan | 9.700 3 | 9.100 4 | 9.300 5T | 9.800 3 | 8.700 13 | 10.500 2 | 57.100 3 |
| 4 | 150 | Quillan Gee | American - SF | 9.300 6 | 7.700 10 | 9.700 4 | 9.400 10T | 10.600 1 | 9.000 6T | 55.700 4 |
| 5 | 1139 | Nathan Pophal | Xtreme | 9.500 4T | 7.000 17 | 9.300 5T | 9.400 10T | 10.100 3 | 9.700 3 | 55.000 5 |
| 6 | 129 | Brock Golding | All-American | 8.800 11T | 8.700 6 | 8.800 8T | 9.300 13T | 9.200 10 | 8.700 8T | 53.500 6 |
| 7 | 887 | Tate Denure | SD United | 8.800 11T | 9.500 3 | 8.100 15 | 9.300 13T | 9.400 8T | 8.150 15 | 53.250 7 |
| 8 | 812 | Robbie Gangretto | Pacific Coast | 8.900 9T | 8.900 5 | 8.200 13T | 9.600 6T | 8.200 16T | 9.000 6T | 52.800 8 |
| 9 | 114 | Degan Marshall | All-American | 9.000 8 | 8.100 8 | 8.700 10 | 8.500 18 | 9.600 6 | 8.450 10 | 52.350 9 |
| 10 | 591 | Aidan Morris | Inland Emprie | 9.100 7 | 7.500 11T | 8.200 13T | 9.500 8T | 8.800 11T | 8.700 8T | 51.800 10 |
| 11 | 391 | Jack Jelinek | Desert | 9.500 4T | 8.400 7 | 7.000 18 | 9.700 4T | 8.800 11T | 8.200 13T | 51.600 11 |
| 12 | 121 | Evan Kilgore | All-American | 8.900 9T | 6.900 18 | 8.600 11 | 9.500 8T | 9.700 5 | 7.900 18T | 51.500 12 |
| 13 | 878 | Miki Korol | SD United | 7.000 17 | 7.300 15 | 9.900 2T | 8.800 15T | 9.800 4 | 7.900 18T | 50.700 13 |
| 14 | 147 | Sean Huckleberry | American - SF | 7.900 15 | 7.400 13T | 9.100 7 | 9.600 6T | 8.200 16T | 8.100 16 | 50.300 14 |
| 15 | 149 | Khiven Kadyk-Chiaverotti | American - SF | 6.700 18 | 7.500 11T | 8.800 8T | 9.900 2 | 7.400 19T | 9.400 5 | 49.700 15 |
| 16 | 115 | Emmitt Glover | All-American | 8.100 14 | 8.000 9 | 6.900 19 | 9.400 10T | 8.400 14T | 8.000 17 | 48.800 16 |
| 17 | 813 | Sam Price | Pacific Coast | 8.200 13 | 7.200 16 | 7.300 17 | 8.800 15T | 8.400 14T | 8.300 12 | 48.200 17 |
| 18 | 626 | Rainen Schwartz | Lone Mountain | 7.400 16 | 4.800 19T | 6.700 20 | 9.700 4T | 9.500 7 | 9.500 4 | 47.600 18 |
| 19 | 116 | Ricken Matsuzawa | All-American | 6.100 20 | 7.400 13T | 7.800 16 | 7.800 19T | 9.400 8T | 7.300 20 | 45.800 19 |
| 20 | 119 | Ben Scoresby | All-American | 5.000 21 | 4.800 19T | 8.300 12 | 7.100 21 | 7.400 19T | 8.200 13T | 40.800 20 |
| 21 | 148 | Luke McIntire | American - SF | 6.600 19 | 4.000 21 | 6.400 21 | 8.800 15T | 5.500 21 | 6.400 21 | 37.700 21 |

2013 BlackJack National

Meet Results



Feb 8-10, 2013

Page: 1
Printed: 2/10/2013 7:45:22 PM

Men / 5 / 9-10

Session: 8B

Judge's Signatures

| Rank | Num | Name | Gym |  |  |  |  |  |  | AA |
|------|------|-------------------|---------------|---|---|--|---|---|---|--------------|
| 1 | 534 | Ian Traficanti | Gymcats | 10.500 4 | 11.400 1 | 10.900 1 | 9.500 9T | 10.900 2 | 11.250 1 | 64.450 1 |
| 2 | 533 | Justin Csizmas | Gymcats | 11.600 1 | 10.300 3 | 10.700 3 | 9.700 6 | 11.100 1 | 10.850 4 | 64.250 2 |
| 3 | 394 | Roman Rozbitskyy | Desert | 10.900 3 | 10.400 2 | 9.600 4T | 10.000 1T | 10.600 4 | 10.150 7 | 61.650 3 |
| 4 | 532 | Jordan Tobin | Gymcats | 10.000 5T | 10.000 5T | 10.800 2 | 10.000 1T | 10.200 6T | 9.000 13T | 60.000 4 |
| 5 | 1141 | Ashton Wilkinson | Xtreme | 9.700 9 | 9.100 7 | 9.300 8 | 9.400 13T | 10.300 5 | 11.000 3 | 58.800 5 |
| 6 | 153 | Landon Smaw | American - SF | 11.100 2 | 7.500 20 | 9.500 7 | 9.400 13T | 9.800 9T | 10.100 8 | 57.400 6 |
| 7 | 200 | Zach Sipple | Az Olympians | 10.000 5T | 7.900 19 | 9.600 4T | 9.400 13T | 10.800 3 | 9.300 11 | 57.000 7 |
| 8 | 711 | Zachary Lurie | New Hope | 9.800 8 | 8.400 13 | 8.800 13T | 9.600 7T | 10.200 6T | 9.850 9 | 56.650 8 |
| 9 | 815 | Benjamin Pancarik | Pacific Coast | 9.000 14 | 8.100 16 | 9.600 4T | 9.800 4T | 9.400 12T | 10.500 5 | 56.400 9 |
| 10 | 476 | Aaron Chandler | Go For It | 10.000 5T | 10.200 4 | 8.300 18 | 9.900 3 | 9.400 12T | 8.500 15T | 56.300 10 |
| 11 | 151 | Connor Gaughan | American - SF | 9.600 10T | 8.300 14 | 9.100 9T | 9.500 9T | 9.300 14T | 10.200 6 | 56.000 11 |
| 12 | 474 | Koby Gabriel | Go For It | 8.800 15T | 8.500 12 | 9.100 9T | 9.800 4T | 10.100 8 | 8.500 15T | 54.800 12 |
| 13 | 372 | Logan Shima | Deltchev | 9.600 10T | 8.800 10T | 8.800 13T | 9.300 17T | 9.100 16 | 9.150 12 | 54.750 13 |
| 14 | 473 | Michael Thomas | Go For It | 9.200 13 | 8.200 15 | 9.100 9T | 9.300 17T | 9.800 9T | 9.000 13T | 54.600 14 |
| 15 | 710 | Rigel Broeren | New Hope | 8.800 15T | 10.000 5T | 8.900 12 | 8.700 21 | 9.300 14T | 8.400 17T | 54.100 15 |
| 16 | 475 | Kevin Laurino | Go For It | 9.600 10T | 8.900 8T | 7.700 20 | 9.500 9T | 9.500 11 | 8.200 19T | 53.400 16 |
| 17 | 199 | Jacob Drogosz | Az Olympians | 8.500 18 | 8.800 10T | 7.600 21T | 8.900 20 | 9.000 17 | 9.700 10 | 52.500 17 |
| 18 | 814 | RJ Jessup | Pacific Coast | 8.200 20 | 8.900 8T | 8.500 15 | 9.500 9T | 8.600 18 | 8.400 17T | 52.100 18 |
| 19 | 879 | Cian Wheeler | SD United | 7.000 21 | 7.200 21 | 7.600 21T | 9.400 13T | 7.700 19 | 8.200 19T | 47.100 19 |
| 20 | 393 | Benjamin Bell | Desert | 8.700 17 | 8.000 17T | 8.400 16T | 7.600 22 | 6.400 22 | 7.300 22 | 46.400 20 |
| 21 | 627 | Carter Allen | Lone Mountain | 8.300 19 | 8.000 17T | 6.000 23 | 9.600 7T | 7.200 20 | 7.000 23 | 46.100 21 |
| 22 | 816 | Logan Lidster | Pacific Coast | 6.000 22 | 5.800 22 | 8.000 19 | 9.300 17T | 7.000 21 | 8.100 21 | 44.200 22 |
| 23 | 152 | Justin Forde | American - SF | 0.000 23 | 0.000 23 | 8.400 16T | 0.000 23 | 0.000 23 | 11.050 2 | 19.450 23 |

2013 BlackJack National

Meet Results







Feb 8-10, 2013

Page: 1
Printed: 2/10/2013 7:45:25 PM

Men / 5 / 11+

Session: 8B

Judge's Signatures

| Rank | Num | Name | Gym |  |  |  |  |  |  | AA |
|------|------|-------------------|---------------|---|---|--|---|---|---|--------------|
| 1 | 530 | Reagan Rice | Gymcats | 10.800 1T | 10.500 1T | 10.500 2 | 10.200 1 | 10.300 3T | 11.500 1 | 63.800 1 |
| 2 | 529 | Anthony Modugno | Gymcats | 10.800 1T | 10.500 1T | 10.700 1 | 10.000 2 | 10.500 1T | 10.350 7 | 62.850 2 |
| 3 | 448 | Marcus Marquardt | Flagstaff | 9.200 9 | 9.300 8 | 9.200 9T | 9.500 10 | 10.500 1T | 10.800 4 | 58.500 3 |
| 4 | 590 | Ahlijah Espino | Inland Empire | 10.400 5 | 8.400 13 | 9.700 4 | 9.400 11T | 10.000 6 | 10.450 6 | 58.350 4 |
| 5 | 589 | Matthew Lim | Inland Empire | 10.000 7 | 9.100 9 | 8.700 12T | 9.900 3T | 10.200 5 | 10.200 9 | 58.100 5 |
| 6 | 198 | Zachary Litwin | Az Olympians | 10.300 6 | 9.800 4T | 8.700 12T | 9.800 6 | 9.700 8 | 9.600 12 | 57.900 6 |
| 7 | 197 | Bryce Suell | Az Olympians | 8.000 14 | 8.200 14 | 9.800 3 | 9.900 3T | 10.300 3T | 11.450 2 | 57.650 7 |
| 8 | 145 | Nicky Lauber | American - SF | 10.600 3 | 10.200 3 | 9.100 11 | 9.900 3T | 9.100 12 | 8.200 14 | 57.100 8 |
| 9 | 449 | Charlie Marquardt | Flagstaff | 8.400 12 | 9.800 4T | 9.400 6T | 9.600 8T | 9.400 10T | 10.300 8 | 56.900 9 |
| 10 | 447 | Emmett Hough | Flagstaff | 10.500 4 | 8.100 15 | 9.400 6T | 9.600 8T | 8.200 16 | 10.850 3 | 56.650 10 |
| 11 | 1167 | Ryan Wolff | Xtreme | 8.300 13 | 8.900 10 | 9.500 5 | 9.200 13T | 9.800 7 | 10.000 10 | 55.700 11 |
| 12 | 810 | Hendrik Pilve | Pacific Coast | 8.900 10 | 9.400 6T | 8.000 15 | 8.500 16 | 9.400 10T | 10.500 5 | 54.700 12 |
| 13 | 811 | Alvaro Davila | Pacific Coast | 8.600 11 | 8.500 11T | 9.200 9T | 9.200 13T | 8.800 14 | 9.900 11 | 54.200 13 |
| 14 | 528 | Khorbin Kern | Gymcats | 9.600 8 | 8.500 11T | 7.800 16 | 9.400 11T | 8.500 15 | 9.400 13 | 53.200 14 |
| 15 | 709 | Billy Burney | New Hope | 7.000 15 | 9.400 6T | 8.700 12T | 9.700 7 | 9.000 13 | 8.100 15T | 51.900 15 |
| 16 | 146 | Devon Ferguson | American - SF | 6.400 16 | 7.000 16 | 9.300 8 | 8.900 15 | 9.500 9 | 8.100 15T | 49.200 16 |







2013 BlackJack National

Team Results

Feb 8-10, 2013

Page: 1
Printed: 2/10/2013 7:45:29 PM

Men / 5 / All Ages
Session: 8B

| Rank | Gym | Team | Score |  |  |  |  |  |  |
|------|---------------|------|---------|---|--|---|---|---|---|
| 1 | Gymcats | * | 196.250 | 34.000 1 | 32.500 1 | 32.700 1 | 30.600 1 | 32.500 1 | 33.950 1 |
| 2 | American - SF | * | 176.650 | 31.300 2 | 26.200 8 | 28.500 2 | 29.400 2 | 29.900 4 | 31.350 3 |
| 3 | Az Olympians | * | 174.350 | 28.800 5T | 26.800 7 | 28.100 3T | 29.100 4 | 30.800 2 | 30.750 5 |
| 4 | Desert | * | 172.150 | 30.200 3 | 30.200 2 | 27.900 6 | 27.500 11T | 29.600 5 | 26.750 8 |
| 5 | Flagstaff | * | 172.050 | 28.100 7 | 27.200 5T | 28.000 5 | 28.700 7 | 28.100 10 | 31.950 2 |
| 6 | Xtreme | * | 169.500 | 27.500 8 | 25.000 9T | 28.100 3T | 28.000 9T | 30.200 3 | 30.700 6 |
| 7 | Pacific Coast | * | 168.700 | 26.800 9 | 27.200 5T | 27.300 7 | 28.900 5 | 27.600 11 | 30.900 4 |
| 8 | Inland Emprie | * | 168.250 | 29.500 4 | 25.000 9T | 26.600 8 | 28.800 6 | 29.000 7 | 29.350 7 |
| 9 | Go For It | * | 167.500 | 28.800 5T | 27.600 4 | 26.500 9 | 29.200 3 | 29.400 6 | 26.000 10 |
| 10 | New Hope | * | 162.650 | 25.600 11 | 27.800 3 | 26.400 10 | 28.000 9T | 28.500 9 | 26.350 9 |
| 11 | All-American | * | 159.850 | 26.700 10 | 24.800 11 | 26.100 11 | 28.200 8 | 28.700 8 | 25.350 11 |
| 12 | SD United | * | 151.050 | 22.800 12 | 24.000 12 | 25.600 12 | 27.500 11T | 26.900 12 | 24.250 12 |