

# 2014 BlackJack National

## Meet Results






Feb 21-23, 2014

Page: 1  
Printed: 2/22/2014 4:32 PM

Men / 8 / 11-12

Session: 4A

Judge's Signatures

Rank	Num	Name	Gym							AA
1	1131	Brandon Briones	USA Flairs	13.700 1	14.800 1	11.800 10T	13.400 1	13.200 1	12.000 1	78.900 1
2	730	Brian Hosmer	Michigan	12.200 6T	12.600 3	11.600 13T	12.200 6T	11.700 16T	11.900 2	72.200 2
3	1089	Noah Kozakis	Turner	13.400 2	11.600 14T	12.100 6	12.000 11T	11.500 24T	11.300 5T	71.900 3
4	613	David Willett	High Point	11.700 23T	12.100 6T	12.200 4T	12.700 2	12.800 2	10.100 30	71.600 4
5	492	Sam Roach	Gym Nation	11.800 20T	12.400 4	13.000 1	11.100 42T	12.500 5	10.700 17T	71.500 5
6	260	Daniel Simmons	Champion-TX	12.000 13T	12.100 6T	12.500 2	11.100 42T	12.100 10	11.500 4	71.300 6
7	329	William Haucke	DeVeau's	12.600 3	11.700 12T	12.200 4T	12.000 11T	11.400 27T	10.600 21T	70.500 7
8	262	Mauricio Gago	Champion-TX	11.400 36T	10.900 22T	12.300 3	12.200 6T	11.700 16T	10.800 15T	69.300 8
9	1266	Oz Alkaitis	Xtreme Altitude	12.200 6T	12.000 9	11.000 28T	11.500 33T	11.600 19T	10.700 17T	69.000 9
10	86	Erik Engelke	Above Bar	12.000 13T	10.400 31	11.800 10T	11.500 33T	12.200 8T	11.000 10T	68.900 10
11	332	Keaton Lewis	DeVeau's	11.900 18T	10.600 30	11.400 19T	11.800 18T	12.200 8T	10.900 13T	68.800 11
12	378	Jayden Young	Desert	11.900 18T	12.900 2	11.700 12	11.600 27T	10.700 41T	9.900 32T	68.700 12
13	265	Liam McQuillan	Champion-TX	10.100 52	12.300 5	11.900 8T	11.200 37T	11.100 33T	11.800 3	68.400 13
14	263	Noah Duran	Champion-TX	10.500 49T	11.800 11	10.600 40	11.800 18T	12.300 6T	11.200 8T	68.200 14
15	1125	Vitaly Lemelianov	USA Flairs	12.000 13T	11.000 21	11.500 15T	11.700 24T	11.400 27T	10.400 25T	68.000 15
16	1127	Ben Harmeyer	USA Flairs	11.600 29T	12.100 6T	10.700 39	11.800 18T	10.700 41T	10.900 13T	67.800 16
17	261	James Mancha	Champion-TX	10.500 49T	11.600 14T	12.000 7	11.200 37T	12.000 11T	10.400 25T	67.700 17
18	729	Jock Bono	Michigan	12.300 4T	11.400 17T	10.300 42T	11.200 37T	11.100 33T	11.200 8T	67.500 18
19	695	Tyler Schmidt	MH Gymnastics	11.600 29T	9.800 39T	10.900 33T	11.800 18T	11.700 16T	11.300 5T	67.100 19
20T	1013	Casey Cummings	South Coast	11.400 36*	9.300 44	11.200 22T	12.600 3	11.800 14T	10.700 17T	67.000 20T
20T	1158	Taylor Christopolous	USA Gymworld-UT	11.400 36*	10.700 27T	11.000 28T	11.900 15T	11.000 35T	11.000 10T	67.000 20T
22	694	Ethan Silverman	MH Gymnastics	11.800 20T	10.300 32T	11.600 13T	11.200 37T	12.600 4	9.300 43	66.800 22
23	1212	Oscar Gonzales	Upstate-NY	12.100 8T	10.700 27T	11.100 24T	11.000 45T	11.600 19T	10.200 27T	66.700 23
24	628	Nate Dimitroff	IG Ohio	12.100 8T	10.800 24T	10.900 33T	11.500 33T	11.600 19T	9.700 35T	66.600 24
25T	1156	William Watkins	USA Gymworld-UT	11.500 33T	9.100 46	11.000 28T	12.500 4	10.900 38T	11.300 5T	66.300 25T







# 2014 BlackJack National

## Meet Results

Feb 21-23, 2014

Page: 2  
Printed: 2/22/2014 4:32 PM







Men / 8 / 11-12  
Session: 4A

Rank	Num	Name	Gym							AA
25T	500	Scott Anneser	Gym Village	11.600 29T	10.300 32T	10.200 44T	12.200 6T	11.500 24T	10.500 23T	66.300 25T
27	1157	Toby McMurray	USA Gymworld-UT	11.200 41T	11.700 12T	10.800 37T	12.000 11T	10.500 45T	9.700 35T	65.900 27
28	87	Justin Talley	Above Bar	12.000 13T	9.200 45	10.200 44T	11.800 18T	11.800 14T	10.500 23T	65.500 28
29	170	Austin Kirk	Avant Coeur	12.100 8T	9.900 37T	11.400 19T	11.200 37T	12.700 3	8.100 52	65.400 29
30	171	Kameron Nelson	Avant Coeur	12.100 8T	9.600 41	9.600 48T	12.000 11T	12.300 6T	9.700 35T	65.300 30
31	333	Jake Ford	DeVeau's	11.800 20T	10.800 24T	9.600 48T	11.600 27T	11.200 30T	10.200 27T	65.200 31
32	1091	Ethan Kidman	Turner	11.000 43T	10.900 22T	11.500 15T	11.100 42T	11.600 19T	8.800 49	64.900 32
33T	301	Connor Cavanaugh	Daggett	10.900 45	10.300 32T	11.500 15T	10.800 49T	12.000 11T	9.200 44	64.700 33T
33T	331	Mason Kay	DeVeau's	11.700 23T	11.100 20	9.600 48T	11.000 45T	10.700 41T	10.600 21T	64.700 33T
33T	1126	Zachary Townsend	USA Flairs	11.400 36T	9.400 42T	11.100 24T	11.600 27T	11.300 29	9.900 32T	64.700 33T
36	302	Kaleb Osborne	Daggett	12.100 8T	10.000 35T	9.900 46	12.100 9T	10.900 38T	9.600 39T	64.600 36
37	627	Jonathon McVeigh	IG Ohio	11.500 33T	11.200 19	10.300 42T	11.800 18T	10.100 50	9.600 39T	64.500 37
38	1159	Brandon Croft	USA Gymworld-UT	9.600 53	9.800 39T	10.800 37T	12.400 5	10.200 48T	10.700 17T	63.500 38
39T	1160	Andres Bosteels	USA Gymworld-UT	12.300 4T	9.400 42T	9.800 47	11.600 27T	9.000 52	11.000 10T	63.100 39T
39T	1025	Christian Manning	Sportsplex	11.700 23*	10.800 24T	10.900 33T	11.700 24T	10.400 47	7.600 53	63.100 39T
39T	483	Lucas Marden	Gym & More	11.700 23*	8.500 49T	11.100 24T	10.900 48	10.900 38T	10.000 31	63.100 39T
42T	482	Jason White	Gym & More	11.500 33T	8.700 47	11.200 22T	11.600 27T	10.500 45T	9.100 45*	62.600 42T
42T	484	Kelvin Zhang	Gym & More	11.200 41T	11.400 17T	8.600 52T	11.300 36	11.000 35T	9.100 45*	62.600 42T
44	169	Nick Ancker	Avant Coeur	10.400 51	8.300 51T	11.000 28T	10.800 49T	11.600 19T	10.200 27T	62.300 44
45	264	Jason Davneport	Champion-TX	10.800 46T	8.300 51T	11.000 28T	10.800 49T	11.500 24T	9.700 35T	62.100 45
46	953	Weston Applegate	SIGS	11.700 23T	8.500 49T	11.100 24T	11.900 15T	9.400 51	8.500 50T	61.100 46
47	334	Crew DeVoe	DeVeau's	11.000 43T	10.700 27T	9.200 51	10.500 53	10.200 48T	9.400 41T	61.000 47
48	1129	Devin Smith	USA Flairs	11.700 23T	11.900 10	11.900 8T	0.000 54T	11.200 30T	9.400 41T	56.100 48
49	354	Bailey Hudson	Denali	10.800 46T	8.600 48	8.600 52T	10.700 52	8.500 53	8.500 50T	55.700 49
50	1012	Andrew Harness	South Coast	0.000 54T	11.500 16	11.500 15T	11.600 27T	11.200 30T	9.000 47T	54.800 50

# 2014 BlackJack National

## Meet Results

Feb 21-23, 2014

Rank	Num	Name	Gym							AA
51	952	Thomas Britton	SIGS	10.800 46T	0.000 53T	7.400 54	11.900 15T	11.900 13	9.000 47T	51.000 51
52	1211	Jacob Shuboney	Upstate-NY	0.000 54T	10.000 35T	11.400 19T	0.000 54T	11.000 35T	10.800 15T	43.200 52
53	385	Tyler Ruffner	Diamond Elite	11.400 36T	0.000 53T	0.000 55T	11.700 24T	0.000 54T	9.800 34	32.900 53
54	1130	Kolbe Powell	USA Flairs	0.000 54T	0.000 53T	10.900 33T	11.000 45T	10.700 41T	0.000 54T	32.600 54
55	328	Michael Carson	DeVeau's	11.600 29T	9.900 37T	10.400 41	0.000 54T	0.000 54T	0.000 54T	31.900 55
56	303	Austin Luke	Daggett	12.000 13T	0.000 53T	0.000 55T	12.100 9T	0.000 54T	0.000 54T	24.100 56

# 2014 BlackJack National

## Meet Results







Feb 21-23, 2014

Page: 1  
Printed: 2/22/2014 4:32 PM

Men / 8 / 13-14

Session: 4A

Judge's Signatures

Rank	Num	Name	Gym							AA
1	380	Devin Cooley	Desert	11.600 4	10.500 2	11.500 3	11.800 2T	12.100 1	11.000 1	68.500 1
2	485	Christian Wilkey	Gym & More	11.500 5	10.400 3	10.800 4	12.300 1	11.500 2	9.200 4	65.700 2
3	304	Devon Lane	Daggett	11.300 7	10.200 4	10.300 6T	11.700 4	9.500 10T	8.900 5	61.900 3
4	1014	Miles Nevilles	South Coast	11.100 8	8.400 10	9.800 8T	11.400 5T	10.200 9	10.900 2	61.800 4
5	732	Jalen Davis	Michigan	11.400 6	9.400 8	10.300 6T	10.800 9T	10.300 8	9.400 3	61.600 5
6	630	Jack Studley	IG Ohio	10.700 9T	9.800 6	11.600 1T	10.800 9T	10.700 7	7.700 9	61.300 6
7	191	James Standish	Billings	10.700 9T	9.500 7	10.500 5	11.300 7	10.800 5T	8.300 6	61.100 7
8	355	Benjamin Cox	Denali	12.200 1	8.800 9	9.800 8T	10.800 9T	11.100 4	8.100 7	60.800 8
9	190	Clay Nelson	Billings	11.700 2T	10.600 1	8.400 11	11.100 8	10.800 5T	8.000 8	60.600 9
10	629	Trevor Sell	IG Ohio	9.100 11	10.100 5	9.400 10	11.400 5T	9.500 10T	7.000 10	56.500 10
11	1015	Christian Felt	South Coast	11.700 2T	0.000 11	11.600 1T	11.800 2T	11.300 3	0.000 11	46.400 11

# 2014 BlackJack National

## Meet Results







Feb 21-23, 2014

Page: 1  
Printed: 2/22/2014 4:32 PM

Men / 8 / 15+

Session: 4A

Judge's Signatures







Rank	Num	Name	Gym							AA
1	254	Noah Stretch	Calgary Univ	10.600 4	10.100 2	12.600 2	13.000 2	9.600 4	12.200 1	68.100 1
2	699	Carter Pickens	MH Gymnastics	10.800 3	10.800 1	11.700 4	11.900 3	11.700 1	9.900 3	66.800 2
3	218	Garrett Squibb	CGC Champions	11.000 2	8.900 3	11.900 3	10.000 4	10.300 3	9.800 4	61.900 3
4	255	Baussman Melvin	Calgary Univ	12.100 1	0.000 4	12.900 1	13.200 1	10.800 2	11.000 2	60.000 4

# 2014 BlackJack National

## Team Results

Feb 21-23, 2014

Page: 1  
 Printed: 2/22/2014 4:32 PM  
 Men / 8 / All Ages  
 Session: 4A

Rank	Gym	Team	Score						
1	USA Flairs	*	217.500	37.400 1	38.800 1	35.200 2	36.900 1T	35.900 4	33.300 2T
2	Champion-TX	*	213.300	34.200 9T	36.200 2	36.800 1	35.200 6T	36.400 2	34.500 1
3	DeVeau's	*	206.200	36.300 2	33.600 3	34.000 5	35.400 5	34.800 5	32.100 5
4	USA Gymworld-UT	*	202.800	35.200 5	32.200 5	32.800 7T	36.900 1T	32.400 9T	33.300 2T
5	Michigan	*	201.300	35.900 3	33.400 4	32.200 9	34.200 10	33.100 8	32.500 4
6	MH Gymnastics	*	200.700	34.200 9T	30.900 7	34.200 4	34.900 8	36.000 3	30.500 7
7	South Coast	*	198.600	34.200 9T	29.200 10	34.300 3	36.000 3	34.300 6	30.600 6
8	Gym & More	*	195.200	34.700 6	30.500 8T	33.100 6	35.200 6T	33.400 7	28.300 8
9	Daggett	*	193.600	35.400 4	30.500 8T	31.700 11	35.900 4	32.400 9T	27.700 10
10	IG Ohio	*	193.300	34.300 8	32.100 6	32.800 7T	34.700 9	32.400 9T	27.000 11
11	Avant Coeur	*	193.000	34.600 7	27.800 11	32.000 10	34.000 11	36.600 1	28.000 9