

2014 BlackJack National







Meet Results

Feb 21-23, 2014

Page: 1
Printed: 2/22/2014 4:03 PM

Men / 10 / 15-16
Session: 5B

Judge's Signatures





Rank	Num	Name	Gym							AA
1	282	Ryan Wangler	Classic-MN	14.300 1	13.000 2T	13.400 8	14.950 1	12.700 10	13.900 3T	82.250 1
2	1205	Marcos Gatinho	Universal	13.550 8	12.750 5	14.200 2	14.150 2	13.550 3	13.900 3T	82.100 2
3	1203	Mario Lubian	Universal	13.350 10T	12.500 7	14.650 1	13.100 13T	13.750 2	14.200 1	81.550 3
4	515	Casey Rogan	GymON	14.100 2	13.900 1	12.700 18	14.000 4	11.800 26T	12.200 20T	78.700 4
5	83	Jordyn Lopez	5280 Gym	13.000 18	12.150 8	13.600 6T	13.500 8	12.400 16	13.700 5	78.350 5
6	207	Josh Zeal	Buffalo Grove	14.000 3	11.800 10T	12.650 19T	13.300 11	13.300 4	12.800 12	77.850 6
7	1268	Cutter Fugett	Xtreme Altitude	13.700 5	12.550 6	13.150 10	13.350 10	13.000 8	11.800 28	77.550 7
8	620	Mitchell Gornto	High Point	13.250 13T	12.000 9	12.400 22	12.600 22T	13.850 1	13.300 9T	77.400 8
9	519	Justin Karstadt	GymON	12.500 27T	12.850 4	13.750 3	13.700 6	12.000 21T	11.900 26T	76.700 9
10	766	Socrates Gavallas	Monmouth	13.100 15T	11.700 12T	12.650 19T	12.650 21	13.050 7	13.300 9T	76.450 10
11	779	Mitchell Mandozzi	New England AOG	13.100 15T	10.300 27	12.850 14	13.200 12	12.650 11T	14.000 2	76.100 11
12	1038	David Watkins	St. Louis	13.600 6T	10.050 29T	12.950 11T	13.600 7	12.900 9	12.200 20T	75.300 12
13	516	Jacob Bonnay	GymON	13.350 10T	9.200 37T	12.300 23	13.450 9	13.150 5	13.100 11	74.550 13
14T	619	Sam McColl	High Point	13.250 13T	10.800 21*	12.600 21	14.100 3	12.650 11T	11.000 37T	74.400 14T
14T	84	Isaac Xiong	5280 Gym	12.850 21	10.800 21*	12.250 24	11.900 33T	13.100 6	13.500 8	74.400 14T
16	685	Dalai Jamiyankhuu	Lakeshore	12.200 33T	13.000 2T	11.950 27T	13.050 15	11.400 32T	12.500 14T	74.100 16
17T	596	Brayden Borrromeo	Hanover	12.400 29T	9.200 37T	13.700 4T	13.750 5	11.100 39	13.600 6T	73.750 17T
17T	778	Nate Winneg	New England AOG	12.350 31T	11.700 12T	13.350 9	12.100 28T	11.800 26T	12.450 16	73.750 17T
19	1036	Alex Megahy	St. Louis	11.550 40T	11.000 18	12.750 15T	13.100 13T	12.550 13	12.300 19	73.250 19
20	1037	Sean Rickey	St. Louis	13.450 9	11.200 17	11.550 36	12.600 22T	12.300 18	12.100 23T	73.200 20
21	280	Ben Winkel	Classic-MN	13.100 15T	10.050 29T	13.600 6T	12.100 28T	11.250 36T	12.750 13	72.850 21
22	1138	Jared Hopkins	USA Flairs	12.700 22T	11.600 14T	12.000 25T	11.850 36	11.900 24T	12.350 17T	72.400 22
23T	1215	Matthew Blahyl	Upstate-NY	13.600 6T	10.650 26	11.650 33T	11.950 32	11.900 24T	12.100 23T	71.850 23T
23T	1290	Tristan Stone	New England AOG	12.400 29T	11.350 16	12.900 13	12.400 25	11.050 40T	11.750 29	71.850 23T
25	780	Devon Edwards	New England AOG	12.600 25T	11.800 10T	12.000 25T	12.750 19T	11.400 32T	10.650 39	71.200 25

2014 BlackJack National

Meet Results

Feb 21-23, 2014

Page: 2
 Printed: 2/22/2014 4:03 PM
 Men / 10 / 15-16
 Session: 5B

Rank	Num	Name	Gym							AA
26	1216	Rahul Sampat	Upstate-NY	12.600 25T	9.350 36	12.750 15T	12.800 17T	12.450 14T	11.100 34T	71.050 26
27	90	William Jackson-Heitland	Above Bar	12.200 33T	10.850 20	11.600 35	12.050 30	11.950 23	12.350 17T	71.000 27
28	1204	Tyler Harriman	Universal	12.700 22T	8.300 42	11.650 33T	12.800 17T	11.300 34T	13.600 6T	70.350 28
29	610	Bryant Koschene	Hayden's	12.200 33T	11.600 14T	11.700 31T	12.000 31	11.150 38	11.000 37T	69.650 29
30	520	Matthew Frosst	GymON	13.300 12	10.050 29T	10.350 45	12.150 27	12.350 17	11.200 32T	69.400 30
31	1187	Michael La Rochelle	Unattached (1)	11.400 42	10.950 19	11.950 27T	12.200 26	12.450 14T	10.100 43	69.050 31
32	1214	Brannon Henderson	Upstate-NY	11.900 39	10.150 28	11.250 37T	11.000 42	12.200 19T	12.500 14T	69.000 32
33	735	Jonah Gorski	Michigan	12.500 27T	9.800 32T	11.000 39T	12.750 19T	11.550 29	11.050 36	68.650 33
34	1017	Alex Escalera	South Coast	12.350 31T	9.800 32T	10.800 41	12.500 24	11.050 40T	11.350 31	67.850 34
35	518	Andrew Robertson	GymON	12.700 22T	7.900 44	11.850 29	11.900 33T	11.750 28	10.500 40	66.600 35
36	1186	Leland Shimizu	Unattached (1)	11.950 38	10.750 25	8.850 46	11.800 37	12.000 21T	11.200 32T	66.550 36
37	784	Joshua Seabrook	New Era	12.900 20	8.800 39	10.700 42T	11.250 41	11.050 40T	11.600 30	66.300 37
38	517	Thomas Bowles	GymON	12.150 37	9.500 35	10.450 44	11.700 38	11.450 31	10.300 41T	65.550 38
39	82	Nicholas Boulinaeu	5280 Gym	11.550 40T	8.450 40	12.950 11T	11.900 33T	12.200 19T	8.000 46	65.050 39
40	736	Aaron Rosenzweig	Michigan	12.200 33T	8.350 41	11.000 39T	11.350 40	11.000 44	10.300 41T	64.200 40
41	597	Ronnie Martin	Hanover	11.150 43	9.600 34	11.250 37T	10.400 43	10.550 45	11.100 34T	64.050 41
42	281	George Khoury	Classic-MN	10.000 44	8.000 43	10.700 42T	0.000 44T	11.500 30	11.900 26T	52.100 42
43	1140	Haden McCarey	USA Flairs	0.000 45T	10.800 21T	12.750 15T	0.000 44T	11.300 34T	12.150 22	47.000 43
44	81	Hunter Belcher	5280 Gym	0.000 45T	10.800 21T	13.700 4T	0.000 44T	11.250 36T	9.000 45	44.750 44
45	1137	Chris Cogburn	USA Flairs	0.000 45T	6.000 46	11.750 30	0.000 44T	11.050 40T	9.800 44	38.600 45
46	1139	Martin Quick	USA Flairs	0.000 45T	0.000 47T	11.700 31T	11.400 39	0.000 46T	12.100 23T	35.200 46
47	785	Matthew Beck	New Era	13.750 4	0.000 47T	0.000 47T	13.000 16	0.000 46T	0.000 47T	26.750 47
48	1124	William Sweeten	USA Flairs	12.950 19	0.000 47T	0.000 47T	0.000 44T	0.000 46T	0.000 47T	12.950 48
49	418	Sean Wheeler	Epic	0.000 45T	6.500 45	0.000 47T	0.000 44T	0.000 46T	0.000 47T	6.500 49

2014 BlackJack National

Meet Results







Feb 21-23, 2014

Page: 1
Printed: 2/22/2014 4:03 PM

Men / 10 / 17-18

Session: 5B

Judge's Signatures







Rank	Num	Name	Gym							AA
1	1298	Yul Moldauer	5280 Gym	11.950 17	13.250 2	14.600 1	15.050 1	13.750 3	14.500 2	83.100 1
2	1189	Yordan Aleksandrov	Unattached (1)	14.100 2	11.250 9	13.750 6T	13.700 6T	12.950 8	15.400 1	81.150 2
3	208	Austin Hodges	Buffalo Grove	13.400 5	14.000 1	14.250 2	12.100 16	13.450 6	13.000 9	80.200 3
4	959	Nathan Tsuji	Santa Cruz	12.800 10T	11.600 8	13.800 5	14.300 3	14.000 1	13.450 7	79.950 4
5	621	Peyton Amick	High Point	14.750 1	10.700 12	12.650 12	13.700 6T	13.800 2	14.100 3	79.700 5
6	1142	Steven Clements	USA Flairs	12.800 10T	12.400 3T	13.000 10	12.950 9T	12.700 10	13.500 6	77.350 6
7	1065	Shashank Yallamraju	TAGS	13.000 9	10.300 15	13.750 6T	14.050 4	13.550 4	12.650 10	77.300 7
8	1141	Dakota Grainger	USA Flairs	13.150 7T	12.250 5	13.050 9	11.600 19	13.500 5	13.700 5	77.250 8
9	523	Christian Andonoff	GymON	13.900 3	11.650 7	12.750 11	13.500 8	12.800 9	12.300 12	76.900 9
10	1188	Elijah Parsells	Unattached (1)	13.200 6	12.400 3T	12.250 13	12.750 12	12.600 11T	13.100 8	76.300 10
11	1299	Benjamin Elek	Universal	12.100 16	9.500 16T	13.950 4	14.450 2	12.250 14T	14.000 4	76.250 11
12	85	Zakary Johnson	5280 Gym	13.150 7T	9.500 16T	14.050 3	13.800 5	13.000 7	12.150 13T	75.650 12
13	777	Ben Cooperman	New England AOG	11.300 18	12.200 6	13.650 8	12.700 13	12.250 14T	12.150 13T	74.250 13
14	524	Jackson Rosario	GymON	13.600 4	8.700 20	12.200 14T	12.850 11	12.500 13	12.400 11	72.250 14
15	522	Bruno Webster	GymON	12.700 12T	10.400 13T	11.450 17	12.950 9T	11.300 18	11.200 17	70.000 15
16	521	Aidan Rankie	GymON	12.650 14	9.400 18	8.750 21	11.950 17	11.400 17	11.400 16	65.550 16
17	1217	Phil Sheehan	Upstate-NY	10.450 21	9.150 19	10.550 18	9.900 21	9.900 21	11.500 15	61.450 17
18	737	Roger Keep	Michigan	10.500 20	7.400 21	9.500 20	11.100 20	10.150 20	10.400 18	59.050 18
19	1143	Hayden Horn	USA Flairs	11.200 19	7.200 22	9.900 19	12.250 14T	11.700 16	0.000 19T	52.250 19
20	283	Jordan Poganski	Classic-MN	0.000 22	11.200 10	12.200 14T	11.650 18	12.600 11T	0.000 19T	47.650 20
21	599	Alex Wertz	Hanover	12.200 15	10.950 11	0.000 22	12.250 14T	11.100 19	0.000 19T	46.500 21
22	80	Conor McCartney	5280 Gym	12.700 12T	10.400 13T	11.850 16	0.000 22	0.000 22	0.000 19T	34.950 22

2014 BlackJack National

Team Results

Feb 21-23, 2014

Page: 1
 Printed: 2/22/2014 4:03 PM
 Men / 10 / All Ages
 Session: 5B

Rank	Gym	Team	Score						
1	5280 Gym	*	241.450	39.000 5	36.200 3	42.350 2	42.350 1	39.850 2	41.700 2
2	Universal	*	240.500	39.600 3	34.750 5	42.800 1	41.700 2	39.550 3	42.100 1
3	GymON	*	236.650	41.600 1	38.400 1	39.200 4T	41.200 3	38.450 4	37.800 8
4	High Point	*	231.500	41.250 2	33.500 8	37.650 8	40.400 4	40.300 1	38.400 7
5	USA Flairs	*	228.650	38.900 6	36.250 2	38.800 6	37.050 9	38.100 5	39.550 4
6	Unattached (1)	*	228.150	39.250 4	34.600 6	37.950 7	38.650 7T	38.000 6	39.700 3
7	New England AOG	*	227.650	38.100 8T	35.700 4	39.900 3	38.650 7T	36.700 9	38.600 5
8	Classic-MN	*	224.900	37.400 10	34.250 7	39.200 4T	38.700 6	36.800 8	38.550 6
9	St. Louis	*	221.750	38.600 7	32.250 9	37.250 9	39.300 5	37.750 7	36.600 9
10	Upstate-NY	*	212.300	38.100 8T	30.150 10	35.650 10	35.750 11	36.550 10	36.100 10
11	Michigan	*	191.900	35.200 12	25.550 13	31.500 11	35.200 12	32.700 12	31.750 11
12	Hanover	*	184.300	35.750 11	29.750 11	24.950 13	36.400 10	32.750 11	24.700 13