

2015 BlackJack

Meet Results

Feb 20-22, 2015

Page: 1

Printed: 2/21/2015 3:57 PM

Men / 10 / 15-16

Session: 5-D

Judge's Signatures







Rank	Num	Name	Gym							AA
1	570	Brennan Pantazis	Gym Nevada	14.950 1	12.200 8T	13.600 2	13.900 4T	13.400 5	13.700 3	81.750 1
2	1399	Andrew Herrador	West Coast	14.600 4	13.200 1T	12.300 7T	13.800 7	12.700 18T	14.900 1	81.500 2
3	1397	Bennet Huang	West Coast	13.900 6	12.800 3	12.250 9	15.150 1	13.000 11	12.900 8T	80.000 3
4	939	Mitchell Mandozzi	New England AOG	13.000 15T	12.200 8T	12.950 3	13.100 10	13.200 7	14.150 2	78.600 4
5	938	Nicholas Merryman	New England AOG	13.150 14	13.200 1T	14.000 1	10.450 32T	13.700 3	13.000 7	77.500 5
6	685	Sam McColl	High Point	14.700 2	11.950 14	11.750 15	13.900 4T	12.850 14	12.050 17T	77.200 6
7	940	Nate Winneg	New England AOG	13.000 15T	12.550 5	12.400 5	12.400 19	12.800 15T	13.400 4T	76.550 7
8	141	Kyle Crigger	Apollo	14.650 3	12.150 12	12.700 4	13.450 8	12.400 22T	11.100 24	76.450 8
9	707	Domenic Sciulli	IG Ohio	13.300 11	12.250 7	12.000 13	12.600 14T	14.000 2	12.200 15T	76.350 9
10	338	Nicholas Guy	DeVeau's	14.350 5	10.850 22	10.200 28	14.450 3	13.300 6	12.650 10T	75.800 10
11	1115	Carter Patterson	Scherbo's	13.650 8	11.200 18T	12.100 10T	12.900 11T	12.950 12	12.900 8T	75.700 11
12	890	Ben Ewing	Montgomery	12.250 27	12.200 8T	11.400 18	12.900 11T	13.150 8T	12.350 13T	74.250 12
13	334	Justin Davis	DeVeau's	12.950 17T	11.100 20T	11.200 19	11.650 28	13.150 8T	13.400 4T	73.450 13
14T	1183	Taylor Styer	St. Louis	13.200 13	11.400 16	11.900 14	13.250 9	12.000 26T	11.300 23	73.050 14T
14T	158	Mitchell McHugh	Avant Coeur	13.250 12	11.750 15	10.950 22T	12.550 17	12.500 20	12.050 17T	73.050 14T
16	440	Mike Mathews	Ellis	12.550 23T	12.000 13	10.950 22T	11.800 24T	12.900 13	12.650 10T	72.850 16
17	1398	Scott Mackanic	West Coast	12.550 23T	12.200 8T	11.650 17	12.250 20	12.700 18T	11.400 22	72.750 17
18	139	Connor Jones	Apollo	13.600 9	8.950 30T	10.450 26	14.800 2	11.700 28	13.200 6	72.700 18
19	1184	Alex Megahy	St. Louis	12.800 22	10.750 23	11.700 16	11.800 24T	12.750 17	12.600 12	72.400 19
20	684	Caleb Shirley	High Point	13.450 10	11.300 17	11.150 20	12.450 18	12.450 21	10.800 26	71.600 20
21	140	Erik Del Cid	Apollo	12.850 20T	10.050 29	10.850 24	12.650 13	13.450 4	11.650 20	71.500 21
22	195	Josh Seltzer	Buffalo Grove	12.550 23T	10.550 25	12.100 10T	12.100 21	12.150 25	12.000 19	71.450 22
23T	1185	Sean Rickey	St. Louis	13.800 7	10.300 28	9.650 32	11.500 29T	13.100 10	12.350 13T	70.700 23T
23T	937	Matthew Milton	New England AOG	12.000 28	10.650 24	12.100 10T	12.000 22T	12.400 22T	11.550 21	70.700 23T
25	670	Bryant Koschene	Hayden's	12.850 20T	10.400 27	12.300 7T	12.000 22T	10.350 34T	10.250 29	68.150 25

2015 BlackJack

Meet Results

Feb 20-22, 2015

Page: 2
 Printed: 2/21/2015 3:57 PM
 Men / 10 / 15-16
 Session: 5-D

Rank	Num	Name	Gym							AA
26	157	Lincoln Powell	Avant Coeur	11.650 30	11.200 18T	9.500 33	12.600 14T	11.350 31	11.000 25	67.300 26
27	138	Colton Phillips	Apollo	11.800 29	7.850 33	11.050 21	11.500 29T	11.600 29T	9.500 30	63.300 27
28	1182	James Strevey	St. Louis	12.400 26	7.550 34	9.800 30T	10.450 32T	12.300 24	8.000 31	60.500 28
29	852	Braden Disher	Michiana	11.400 31	8.450 32	7.400 35	10.500 31	11.200 33	10.500 27T	59.450 29
30	705	Henry Tennant	IG Ohio	12.950 17T	11.100 20T	9.800 30T	12.600 14T	11.250 32	0.000 33T	57.700 30
31	336	Josef Hanley	DeVeau's	12.950 17T	7.500 35	10.400 27	11.750 26T	12.000 26T	3.000 32	57.600 31
32	194	Alan Gerdov	Buffalo Grove	0.000 32T	8.950 30T	10.650 25	11.750 26T	11.600 29T	12.200 15T	55.150 32
33	337	Mitchell Brown	DeVeau's	0.000 32T	12.600 4	12.350 6	13.900 4T	14.250 1	0.000 33T	53.100 33
34	505	Zachary Morrell	Gold Cup	0.000 32T	10.450 26	9.900 29	0.000 34T	10.350 34T	10.500 27T	41.200 34
35	706	Alexander Kasubinski	IG Ohio	0.000 32T	12.400 6	8.900 34	0.000 34T	12.800 15T	0.000 33T	34.100 35

2015 BlackJack

Meet Results







Feb 20-22, 2015

Page: 1
Printed: 2/21/2015 3:57 PM

Men / 10 / 17-18

Session: 5-D

Judge's Signatures







Rank	Num	Name	Gym							AA
1	891	Genki Suzuki	Montgomery	14.300 3	14.300 1	13.000 4	15.000 1	13.200 3	13.600 2	83.400 1
2	508	Austin Lober	Gold Cup	15.350 1	11.100 15	14.300 1	12.900 12	13.400 1T	13.950 1	81.000 2
3	596	Brett Miller	GymWorld Central	14.450 2	12.350 8T	12.100 9	13.950 2	13.400 1T	12.000 12	78.250 3
4	159	Conner Petellin	Avant Coeur	13.150 14	12.850 2	12.050 10	13.100 11	12.150 14	13.050 4	76.350 4
5	460	Randy Scharnhorst	Emerald City	12.950 15T	12.700 3	11.850 11	13.300 8T	11.700 18	13.550 3	76.050 5
6	597	Caleb Rodriguez	GymWorld Central	13.450 8T	11.650 11	13.200 3	12.600 14T	12.200 12T	12.850 6	75.950 6
7	671	Matthew Wagner	Hayden's	13.750 5	11.350 13	12.350 7T	13.150 10	12.700 8T	12.150 10T	75.450 7
8	143	Elijah-Ty Phelps	Apollo	13.600 6	11.700 10	10.650 19T	13.700 4	12.850 6	12.900 5	75.400 8
9	1186	David Watkins	St. Louis	13.450 8T	11.000 18	11.700 13T	13.500 5T	12.700 8T	11.950 13T	74.300 9
10	1400	Jonathan Crisler	West Coast	13.450 8T	12.600 4	13.850 2	11.250 20	12.000 16	11.050 16T	74.200 10
11T	1401	Wesley Estrada	West Coast	13.550 7	11.050 16*	11.700 13T	13.450 7	11.450 20T	12.400 8T	73.600 11T
11T	142	Corey Aurentz	Apollo	12.950 15T	11.050 16*	11.400 17	13.300 8T	13.050 4	11.850 15	73.600 11T
11T	686	Mitchell Gornto	High Point	13.300 12	11.400 12	12.900 5	12.600 14T	12.350 11	11.050 16T	73.600 11T
14	343	Daniel Muelbroek	DeVeau's	12.950 15T	12.450 5T	10.000 22	12.250 19	12.950 5	12.450 7	73.050 14
15	342	Robin Klause	DeVeau's	13.200 13	12.350 8T	11.050 18	12.350 18	11.650 19	12.150 10T	72.750 15
16	853	Tyler Stout	Michiana	11.750 20	10.500 19	11.600 16	12.500 16T	12.750 7	11.950 13T	71.050 16
17	160	John McCarthy	Avant Coeur	12.850 18	9.450 21	10.650 19T	12.700 13	11.450 20T	12.400 8T	69.500 17
18	146	James Gamarra	Apollo	13.900 4	11.250 14	12.600 6	13.500 5T	12.100 15	0.000 19T	63.350 18
19	341	Joshua Schmitt	DeVeau's	11.200 21	8.450 22	9.500 23	9.800 21	11.950 17	9.800 18	60.700 19
20	941	Devon Edwards	New England AOG	12.050 19	12.450 5T	10.200 21	12.500 16T	12.600 10	0.000 19T	59.800 20
21	145	Tomas Palma Alvarado	Apollo	0.000 22T	0.000 23	12.350 7T	13.750 3	12.200 12T	0.000 19T	38.300 21
22	709	Joey Smith	IG Ohio	13.400 11	12.400 7	11.700 13T	0.000 22T	0.000 22T	0.000 19T	37.500 22
23	942	Gram Clarke	New England AOG	0.000 22T	10.250 20	11.800 12	0.000 22T	0.000 22T	0.000 19T	22.050 23

2015 BlackJack

Team Results

Feb 20-22, 2015

Page: 1
 Printed: 2/21/2015 3:58 PM
 Men / 10 / All Ages
 Session: 5-D

Rank	Gym	Team	Score						
1	West Coast	*	240.050	42.050 2	38.600 1	38.400 2	42.400 1	38.400 5	40.200 2
2	New England AOG	*	234.950	39.150 8	38.200 2	39.350 1	38.000 7	39.700 2	40.550 1
3	Apollo	*	234.450	42.150 1	35.100 6	37.650 3	42.250 2	39.350 3	37.950 4
4	DeVeau's	*	232.400	40.500 4	37.400 3	34.600 6	40.700 3	40.700 1	38.500 3
5	St. Louis	*	222.900	40.450 5	33.150 8	35.300 5	38.550 5	38.550 4	36.900 6
6	High Point	*	222.400	41.450 3	34.650 7	35.800 4	38.950 4	37.650 7	33.900 7
7	Avant Coeur	*	220.700	39.250 7	35.800 5	33.650 7	38.400 6	36.100 8	37.500 5
8	IG Ohio	*	185.650	39.650 6	37.050 4	33.500 8	25.200 10	38.050 6	12.200 18