

2015 BlackJack

Meet Results







Feb 20-22, 2015

Page: 1
Printed: 2/22/2015 7:53 PM

Men / 5 / 6-8

Session: 8-C

Judge's Signatures

Rank	Num	Name	Gym							AA
1	651	Nicolas Cruz	Hawaii	11.600 1	9.800 3	11.100 1	10.100 1T	11.500 1	10.700 1	64.800 1
2	1303	Emanuel Garza	Univ Baja	11.300 2	10.300 2	10.500 5T	10.100 1T	10.800 2	10.600 2T	63.600 2
3T	1304	Kevin Payan	Univ Baja	10.500 4	8.900 8	10.500 5T	9.900 5T	10.600 3	9.200 8T	59.600 3T
3T	1302	Juan David Hernandez	Univ Baja	9.700 9T	9.600 4	9.900 10T	9.600 9T	10.200 5	10.600 2T	59.600 3T
5	1244	Logan Page	Triad	10.000 5T	10.400 1	9.900 10T	9.900 5T	10.000 6	9.200 8T	59.400 5
6	1243	Gage Kile	Triad	9.900 7T	8.800 9	10.600 3T	10.000 4	9.700 9	10.300 4	59.300 6
7	652	Elija Bouchelaghem	Hawaii	9.600 11	9.200 5T	10.600 3T	9.900 5T	9.800 7T	9.500 5	58.600 7
8	1242	Braeden Walker	Triad	9.500 12	9.200 5T	10.500 5T	10.100 1T	10.500 4	8.700 12T	58.500 8
9	1011	Max Morelos	Perfect 10	10.600 3	8.500 10	10.400 8	9.400 13T	9.200 13	9.300 6T	57.400 9
10	1305	Raul Del Valle	Univ Baja	10.000 5T	8.400 11	10.700 2	9.700 8	9.800 7T	7.400 18	56.000 10
11	1245	Sam Downing	Triad	8.100 14T	9.000 7	10.000 9	9.500 12	9.500 10T	9.200 8T	55.300 11
12	1136	Noah Pham	Seawind	8.400 13	7.900 13T	9.200 15T	9.600 9T	9.500 10T	9.300 6T	53.900 12
13	1416	Dillon Schaffer	Seawind	9.700 9T	8.000 12	9.200 15T	9.400 13T	8.900 15	8.500 14	53.700 13
14	180	Angel Gael Linares Munoz	Brevno	9.900 7T	7.400 15	9.400 13	9.600 9T	7.300 18	8.700 12T	52.300 14
15	346	Christian Hardy	Denali	7.700 17	6.300 17	9.300 14	8.200 18	9.000 14	9.200 8T	49.700 15
16	1135	Jack Edwards	Seawind	8.100 14T	7.900 13T	8.600 18	9.000 15	7.600 17	7.900 17	49.100 16
17	829	Zane Wagner	Metropolitan-WA	7.800 16	6.200 18	8.800 17	8.600 16	9.300 12	8.300 15T	49.000 17
18	978	Jacob Anderson	Pacific Coast	7.300 18	6.500 16	9.500 12	8.400 17	8.800 16	8.300 15T	48.800 18

2015 BlackJack

Meet Results







Feb 20-22, 2015

Page: 1
Printed: 2/22/2015 7:53 PM

Men / 5 / 9-10

Session: 8-C

Judge's Signatures

Rank	Num	Name	Gym							AA
1	654	Kai Moriyama	Hawaii	10.500 2	10.000 1	10.900 2	10.000 4	10.100 5	11.400 1	62.900 1
2	1246	Austin Beam	Triad	10.300 3	9.700 4	11.200 1	10.100 2T	10.000 6T	11.200 3	62.500 2
3	656	Justin Park	Hawaii	10.700 1	8.800 8T	10.400 4T	10.200 1	10.400 1T	11.300 2	61.800 3
4	653	Blaise Rousseau	Hawaii	9.800 5	9.100 6	10.800 3	10.100 2T	10.400 1T	10.400 4	60.600 4
5	1142	Drew Vance	Seawind	8.900 10	9.800 2T	10.300 7T	9.300 14T	10.200 4	10.300 5	58.800 5
6	1139	Henry Clare	Seawind	10.200 4	9.000 7	9.900 10	9.600 11	10.000 6T	9.600 7T	58.300 6
7	1306	Andres Santos	Univ Baja	9.700 6T	8.300 11	9.700 12	9.800 8T	10.400 1T	10.000 6	57.900 7
8	981	Ethan Anderson	Pacific Coast	9.200 8	9.800 2T	10.000 9	9.900 5T	9.300 8	9.200 9	57.400 8
9	1144	Lucas Vorkoper	Seawind	8.100 13	9.300 5	10.300 7T	9.200 16	8.900 12T	9.000 10	54.800 9
10T	965	Cory Green	Oasis	8.500 12	8.800 8T	9.000 14*	9.900 5T	9.200 9	8.400 14T	53.800 10T
10T	982	London Fader	Pacific Coast	9.700 6T	7.200 14	9.000 14*	9.800 8T	8.500 14T	9.600 7T	53.800 10T
12	655	Joshua Barton	Hawaii	8.700 11	7.000 15T	10.400 4T	9.300 14T	9.100 10	8.800 12	53.300 12
13	979	Justin Gill	Pacific Coast	7.400 14	8.200 12	10.400 4T	9.400 12T	8.900 12T	8.900 11	53.200 13
14	1137	Cayden Campbell	Seawind	9.000 9	8.400 10	8.900 16	9.900 5T	8.500 14T	8.300 16	53.000 14
15	1138	Josh Lombardi	Seawind	7.100 16	7.000 15T	9.800 11	9.800 8T	9.000 11	8.400 14T	51.100 15
16	1140	Joshua Ainsworth	Seawind	7.300 15	7.300 13	9.400 13	9.400 12T	7.800 16	8.700 13	49.900 16

2015 BlackJack

Meet Results







Feb 20-22, 2015

Page: 1
Printed: 2/22/2015 7:53 PM

Men / 5 / 11+

Session: 8-C

Judge's Signatures







Rank	Num	Name	Gym							AA
1	964	Hayden Church	Oasis	10.100 1	10.600 1	10.600 1	10.000 3T	9.400 7	10.700 2	61.400 1
2	976	Tyler Jordan	Pacific Coast	9.500 7	9.800 2	9.700 6	10.000 3T	9.700 5	10.500 4	59.200 2
3	975	Mason Gross	Pacific Coast	8.800 10	9.100 4	10.400 3	9.900 6	9.900 1T	10.800 1	58.900 3
4	974	Cruz Avilez	Pacific Coast	9.700 4T	8.400 9	10.500 2	10.100 1T	8.900 11	10.600 3	58.200 4
5	1133	Yale Pena	Seawind	9.900 2T	9.700 3	9.100 11	9.700 7T	9.800 3T	9.700 7T	57.900 5
6	1129	Evan Kieffer	Seawind	9.600 6	8.900 5T	10.200 4	9.600 9T	9.800 3T	9.500 10	57.600 6
7	1131	Jacob Steuernagel	Seawind	9.900 2T	8.800 7	9.400 8	9.700 7T	9.200 9	9.800 6	56.800 7
8	1130	Nathan Tapia	Seawind	9.000 9	8.500 8	9.600 7	9.600 9T	9.900 1T	9.700 7T	56.300 8
9	1132	Ben Deak	Seawind	8.000 12T	8.900 5T	10.000 5	8.900 13	9.300 8	9.600 9	54.700 9
10	1301	Braulio Santos	Univ Baja	9.700 4T	8.100 11	9.200 9T	9.400 12	7.900 13	10.100 5	54.400 10
11	973	Aiden Sanchez	Pacific Coast	8.200 11	7.800 12	9.200 9T	9.600 9T	9.100 10	9.000 11	52.900 11
12	345	Caleb Ditmer	Denali	9.100 8	6.800 13	8.800 13	10.000 3T	9.500 6	8.600 12	52.800 12
13	977	Levi McAdams	Pacific Coast	8.000 12T	8.200 10	9.000 12	10.100 1T	8.200 12	7.400 13	50.900 13

2015 BlackJack

Team Results

Feb 20-22, 2015

Page: 1
 Printed: 2/22/2015 7:52 PM
 Men / 5 / All Ages
 Session: 8-C

Rank	Gym	Team	Score						
1	Hawaii	*	190.700	32.800 1	29.000 2	32.800 1	30.400 1	32.300 1	33.400 1
2	Univ Baja	*	185.200	31.800 2	28.800 3T	31.700 3	29.800 4	31.800 2	31.300 3
3	Triad	*	183.200	30.200 3	29.300 1	32.300 2	30.200 2T	30.500 3	30.700 4
4	Pacific Coast	*	179.900	28.900 5	28.700 5	31.300 4	30.200 2T	28.900 5	31.900 2
5	Seawind	*	178.900	30.000 4	28.800 3T	30.800 5	29.400 5	30.100 4	29.800 5