

2016 BlackJack

Meet Results

Feb 20-22, 2016

Page: 1
Printed: 2/19/2016 7:41:21 PM

Men / 10 / 15-16

Session: 3S

Judge's Signatures

Rank	Num	Name	Gym							AA
1	903	Maxim Andryushchenko	Lakeshore	14.200 2	13.400 2	14.000 1	14.750 2	13.900 2	14.200 1	84.450 1
2	1228	Dominic Tommasone	Premier-IL	14.300 1	13.450 1	13.850 3	14.000 5	13.550 4T	12.500 9	81.650 2
3	390	Colton Dee	Danik	13.700 3	12.050 9	13.500 4	12.650 13	13.550 4T	13.500 4	78.950 3
4	503	Isaac Nunez	Elite Marr	12.950 8T	10.700 19	13.900 2	13.000 9	13.950 1	13.600 3	78.100 4
5	1229	Max Diab	Premier-IL	13.600 5	12.200 7T	12.800 6	14.150 3	13.100 7T	11.350 21	77.200 5
6	1310	Eric De Luna	Scherbo's	12.900 11T	11.750 12	12.500 8	12.350 15T	13.600 3	13.800 2	76.900 6
7	1452	Asad Jooma	Tataru's	13.500 6	11.800 11	11.900 14	14.850 1	13.000 9	11.800 16	76.850 7
8	904	Coby Pava	Lakeshore	12.850 13	12.550 5	12.900 5	14.050 4	11.500 28	12.100 10T	75.950 8
9	1444	Mitchell Conzemius	TAGS SOUTH	12.600 15T	11.950 10	11.350 18	12.850 12	13.100 7T	13.400 5	75.250 9
10	1450	James Lawson	Tataru's	12.900 11T	11.600 14	12.150 10	12.950 10T	12.700 13	12.850 7	75.150 10
11	805	Caleb Shirley	High Point	12.600 15T	12.650 3	12.000 12	11.700 23T	11.750 23T	12.100 10T	72.800 11
12	1445	Blake Wright	TAGS SOUTH	11.900 21	11.650 13	12.100 11	12.350 15T	12.500 14	12.100 10T	72.600 12
13	1416	Sean Sullivan	Stumpf's	12.500 18	10.600 20	11.300 19T	11.750 22	13.500 6	12.900 6	72.550 13
14	1417	Sean Turtle	Stumpf's	12.600 15T	11.450 15	11.600 15	12.950 10T	12.750 12	11.050 23	72.400 14
15	1451	Kaleb Booth	Tataru's	13.050 7	10.500 22T	11.200 22T	13.100 7T	12.000 20T	11.900 13	71.750 15
16	1662	Robbie Tambunting	West Coast	10.900 29	12.250 6	11.950 13	11.900 20	12.150 17	11.850 14T	71.000 16
17	1449	Garrett Mesmer	Tataru's	12.950 8T	11.350 16	11.200 22T	11.700 23T	11.700 25T	11.850 14T	70.750 17
18	1629	Robert Crea	Vict HPP	12.800 14	10.500 22T	12.350 9	11.800 21	11.700 25T	11.500 18	70.650 18
19	471	Gianni Young	Dynamic	12.950 8T	9.400 26	10.850 25T	12.600 14	12.100 18	12.550 8	70.450 19
20	1661	Scott Mackanic	West Coast	11.500 26	12.600 4	9.700 29	12.300 17T	12.050 19	11.450 19T	69.600 20
21T	1140	Anthony Xanthos	Oregon	12.000 20	10.550 21	11.400 17	12.300 17T	12.400 15	10.350 27	69.000 21T
21T	1231	Brock Herion	Premier-IL	11.400 27	11.150 17	11.500 16	12.100 19	12.000 20T	10.850 24	69.000 21T
23	1447	Austin Thomas	TAGS SOUTH	11.750 22	10.100 24	11.250 21	11.600 26	11.850 22	10.400 26	66.950 23
24	1446	Charlie Khoury	TAGS SOUTH	11.700 23T	9.650 25	10.350 28	11.150 27T	11.750 23T	10.600 25	65.200 24
25	527	Azaryus Morfin	Flagstaff	11.300 28	7.600 29	11.300 19T	10.750 29	11.650 27	9.100 29	61.700 25

2016 BlackJack







Meet Results

Feb 20-22, 2016

Page: 2
Printed: 2/19/2016 7:41:21 PM

Men / 10 / 15-16

Session: 3S

Rank	Num	Name	Gym							AA
26	1264	Christopher Priebe	Roswell	11.700 23T	8.900 28	11.200 22T	11.150 27T	11.450 29	0.000 30T	54.400 26
27	526	Charlie Marquardt	Flagstaff	11.600 25	9.300 27	10.850 25T	0.000 30T	9.800 30	9.550 28	51.100 27
28	1628	Hudson Irwin	Vict HPP	13.650 4	0.000 30T	10.800 27	13.100 7T	0.000 31	11.450 19T	49.000 28
29	504	Rodrigo Montalvo	Elite Marr	0.000 31	12.200 7T	12.600 7	0.000 30T	12.800 11	11.300 22	48.900 29
30	1660	Zion English	West Coast	12.300 19	10.750 18	0.000 30T	11.700 23T	12.950 10	0.000 30T	47.700 30
31	1230	Emery Smith	Premier-IL	10.600 30	0.000 30T	0.000 30T	13.200 6	12.250 16	11.550 17	47.600 31

2016 BlackJack

Meet Results







Feb 20-22, 2016

Page: 1
Printed: 2/19/2016 7:41:23 PM

Men / 10 / 17-18

Session: 3S

Judge's Signatures







Rank	Num	Name	Gym							AA
1	446	Daniel Lee	Desert	13.500 2	12.350 5	12.200 14	13.650 4	13.400 1	13.600 3	78.700 1
2	1663	Thomas Mistretta	West Coast	13.200 6	13.700 1	13.050 1T	11.250 19	13.100 2T	13.800 2	78.100 2
3T	906	Nomondalai Jamiyankhuu	Lakeshore	12.950 7T	11.650 9	13.050 1T	14.550 1	13.100 2T	12.050 10T	77.350 3T
3T	1573	Sebastian Quiana	USGDC-NJ	14.200 1	10.850 13	12.700 7	14.250 2	12.800 6T	12.550 7	77.350 3T
5	1171	Diego Neumaier	Pacific Coast	12.950 7T	13.100 2T	12.750 6	13.500 6	10.600 19	13.850 1	76.750 5
6	550	Kaden Love	Galaxy	12.050 18	13.100 2T	12.250 13	13.400 7	12.900 5	12.600 6	76.300 6
7	472	Will Bughi	Dynamic	13.450 3	11.850 6T	12.300 11T	13.850 3	12.200 12	12.050 10T	75.700 7
8	1232	Dan Graham	Premier-IL	13.400 4T	11.850 6T	12.800 4T	13.600 5	11.250 17	12.350 9	75.250 8
9	445	Aleksandr Skankey	Desert	12.850 9T	11.800 8	12.550 8	12.700 10	12.750 8	11.950 14	74.600 9
10	1311	Carter Patterson	Scherbo's	13.400 4T	10.500 16	13.050 1T	11.700 15T	12.800 6T	13.000 4	74.450 10
11	1574	Liam O'Hara	USGDC-NJ	12.600 11T	10.700 14	12.800 4T	11.750 13T	12.300 10T	12.800 5	72.950 11
12	905	Jackson Freedman	Lakeshore	12.850 9T	10.900 12	12.400 10	11.900 12	12.350 9	11.650 15	72.050 12
13	907	Liam Madden	Lakeshore	12.150 17	10.550 15	12.300 11T	12.900 9	12.000 13	11.500 17	71.400 13
14	83	William Heitland	Above Bar	12.350 15	11.450 10	11.150 17	11.700 15T	12.950 4	11.600 16	71.200 14
15	861	Devon Smith	Internt'l-CA	12.300 16	10.950 11	11.400 15	11.750 13T	11.750 14	12.000 12T	70.150 15
16	1418	Nicholas Rey	Stumpf's	12.400 14	10.450 17	10.900 18	12.100 11	11.450 15	12.000 12T	69.300 16
17	391	Danny Tu-Tygrs	Danik	12.600 11T	9.000 18	0.000 20T	12.950 8	12.300 10T	12.450 8	59.300 17
18	528	Miguel Monroy	Flagstaff	11.300 20	5.600 19	9.950 19	11.550 17	11.400 16	9.100 19	58.900 18
19	1170	Rodrigo Gomez	Pacific Coast	12.550 13	12.800 4	12.450 9	11.300 18	0.000 20T	0.000 20T	49.100 19
20	863	Andrew Karperos	Internt'l-CA	11.700 19	0.000 20T	0.000 20T	0.000 20T	11.050 18	10.400 18	33.150 20
21	862	Lorenzo Susbilla	Internt'l-CA	0.000 21	0.000 20T	11.350 16	0.000 20T	0.000 20T	0.000 20T	11.350 21

2016 BlackJack

Team Results

Feb 20-22, 2016

Page: 1
 Printed: 2/19/2016 7:41:26 PM
 Men / 10 / All Ages
 Session: 3S

Rank	Gym	Team	Score						
1	Lakeshore	*	238.600	40.000 2	37.600 2	39.950 1	43.350 1	39.350 1	38.350 1
2	Premier-IL	*	235.300	41.300 1	37.500 3	39.450 2	41.750 2	38.900 2	36.400 4
3	Tataru's	*	224.700	39.500 3	34.750 4	35.250 3	40.900 3	37.700 4T	36.600 3
4	West Coast	*	221.450	37.000 5	38.550 1	34.700 4T	35.900 6	38.200 3	37.100 2
5	TAGS SOUTH	*	215.000	36.250 6	33.700 5	34.700 4T	36.800 4T	37.450 6	36.100 5
6	Stumpf's	*	214.250	37.500 4	32.500 6	33.800 6	36.800 4T	37.700 4T	35.950 6
7	Flagstaff	*	171.700	34.200 7	22.500 10	32.100 7	22.300 14	32.850 7	27.750 7
8	Internt'l-CA	*	114.650	24.000 15	10.950 18	22.750 15	11.750 18	22.800 14	22.400 15