

2016 BlackJack

Meet Results


Feb 20-22, 2016

Page: 1
Printed: 2/20/2016 3:53:55 PM

Men / 10 / 15-16

Session: 5S

Judge's Signatures

Rank	Num	Name	Gym							AA
1	46	Vitaliy Guimaraes	5280-No	14.600 1	13.350 2	13.900 4	14.200 2	14.350 2	12.900 7T	83.300 1
2	251	Liam Doherty-Herwitz	Brestyan's	13.800 4T	12.450 7	12.800 9	14.700 1	13.650 5T	13.700 1	81.100 2
3	1251	Kevin Penev	Rochester	14.150 2	11.750 14	13.750 5T	13.750 4	13.050 11T	12.550 12	79.000 3
4	1065	Dylan LeClair	New England	12.400 18T	12.800 5	12.150 17	12.950 12T	14.400 1	12.850 10	77.550 4
5	284	Josh Seltzer	Buffalo Grove	12.150 25	11.150 19	13.750 5T	13.500 6	13.650 5T	11.950 18	76.150 5
6T	521	Ryan McVay	Extreme	12.850 12	9.250 31	14.250 2	13.150 10	12.850 15	13.500 4	75.850 6T
6T	1479	Alexander Fitzgerald	Tri-Town	11.700 26	12.350 10	12.250 15	12.950 12T	13.400 9	13.200 5	75.850 6T
8	1064	Antonio Sacchiero	New England	12.500 17	11.650 15	12.450 11	14.100 3	13.500 7T	11.500 20T	75.700 8
9	1598	Nicolina DiBattista	Upper Merion	11.600 27	12.300 11T	12.200 16	12.850 14T	12.950 13	12.900 7T	74.800 9
10	1112	Peyton Hobson	OMEGA	12.900 10T	12.850 4	12.350 12	12.400 24T	11.800 27	12.350 13T	74.650 10
11	285	Alan Gerdov	Buffalo Grove	13.600 7	10.400 27	12.750 10	11.800 28T	13.050 11T	12.900 7T	74.500 11
12	814	Dexter Roettker	Hocking Valley	12.700 14T	10.600 25	13.550 7	11.850 27	12.150 25	13.600 2T	74.450 12
13	252	John Rowbotham	Brestyan's	13.050 9	10.850 22	13.200 8	12.750 17T	12.900 14	11.250 22	74.000 13
14	619	Christian Wilkey Jr.	Gym & More	12.800 13	10.200 29	11.850 20T	12.750 17T	12.650 20T	12.350 13T	72.600 14
15	627	Jeb Ward	Gym Force	13.800 4T	11.000 21	12.100 18T	12.500 20T	12.750 18T	10.400 27	72.550 15
16	1436	Cash Buske	Swiss Turners	12.300 21T	10.500 26	12.300 13T	13.100 11	12.200 23T	12.000 16T	72.400 16
17	522	Jared Danek	Extreme	12.300 21T	11.300 17T	11.550 22	12.000 26	13.500 7T	11.650 19	72.300 17
18	520	Sebastian Abedi	Extreme	12.400 18T	11.300 17T	10.850 25	12.650 19	13.350 10	11.500 20T	72.050 18
19	250	Taden Thurber	Brestyan's	12.400 18T	12.300 11T	9.850 27	12.500 20T	11.950 26	12.600 11	71.600 19
20	1037	Noah Urwiler	Nebraska	13.300 8	10.650 24	12.100 18T	12.850 14T	10.400 30	10.700 24	70.000 20
21	628	Joshua Reed	Gym Force	12.300 21T	10.700 23	12.300 13T	11.800 28T	11.750 28	10.600 25	69.450 21
22	1252	Jack Vollo	Rochester	10.900 29	9.050 32	11.350 23T	12.500 20T	12.250 22	12.000 16T	68.050 22
23	1063	Massimo Sweet	New England	12.200 24	8.050 34	11.850 20T	13.200 7T	11.450 29	10.450 26	67.200 23
24	358	Khalil Jackson	Champion-TX	13.800 4T	12.000 13	0.000 29T	13.200 7T	12.750 18T	13.600 2T	65.350 24
25	1111	Spencer Goodell	OMEGA	14.000 3	11.400 16	0.000 29T	13.550 5	12.800 16T	12.350 13T	64.100 25

2016 BlackJack







Meet Results

Feb 20-22, 2016

Page: 2
Printed: 2/20/2016 3:53:55 PM

Men / 10 / 15-16

Session: 5S

Rank	Num	Name	Gym							AA
26	1039	Shawn McManus	Nebraska	11.100 28	8.950 33	9.950 26	10.700 30	10.200 31	9.900 28	60.800 26
27	1435	Logan Ciocarelli	Swiss Turners	0.000 30T	12.400 8T	11.350 23T	12.800 16	12.200 23T	11.100 23	59.850 27
28	877	Nikita Bolotsky	Kingdom	0.000 30T	13.200 3	15.200 1	0.000 31T	13.700 4	13.000 6	55.100 28
29	1437	Andrew Eng	Swiss Turners	12.900 10T	13.750 1	0.000 29T	13.200 7T	12.800 16T	0.000 30T	52.650 29
30	359	Curtis Chang	Champion-TX	12.700 14T	12.500 6	0.000 29T	12.400 24T	12.650 20T	0.000 30T	50.250 30
31	1066	Michael Fletcher	New England	0.000 30T	12.400 8T	13.950 3	0.000 31T	14.200 3	6.600 29	47.150 31
32	45	Ian Waalkes	5280-No	12.600 16	10.250 28	9.350 28	12.500 20T	0.000 32T	0.000 30T	44.700 32
33	1522	Alexandre Wolf	Twistars	0.000 30T	11.050 20	0.000 29T	0.000 31T	0.000 32T	0.000 30T	11.050 33
34	1038	Jake Hartung	Nebraska	0.000 30T	10.050 30	0.000 29T	0.000 31T	0.000 32T	0.000 30T	10.050 34

2016 BlackJack

Meet Results







Feb 20-22, 2016

Page: 1
Printed: 2/20/2016 3:53:59 PM

Men / 10 / 17-18

Session: 5S

Judge's Signatures







Rank	Num	Name	Gym							AA
1	48	Coleson Stodghill	5280-No	13.600 1	12.050 9	13.450 1	13.400 3	13.950 1	13.950 1	80.400 1
2	1480	Frankie Valentin	Tri-Town	13.450 2	13.050 2	12.500 9	13.900 2	13.050 4	11.850 5	77.800 2
3	1068	Nate Winneg	New England	13.150 4	12.900 3	12.150 11	14.100 1	13.350 2	11.800 6	77.450 3
4	1438	Jacob Schroeder	Swiss Turners	12.300 6	12.300 7	13.200 4	13.100 5	12.550 5	12.250 4	75.700 4
5	629	Thomas Brooks	Gym Force	12.100 8	11.450 11	12.950 5	12.950 6	12.250 7	12.300 3	74.000 5
6	816	Matthew Martin	Hocking Valley	12.250 7	12.400 6	12.800 7T	12.500 8	11.750 12T	11.750 7	73.450 6
7	1041	Nick Cramer	Nebraska	12.750 5	12.800 4	12.200 10	12.050 10	11.450 14	10.400 14	71.650 7
8	815	Trevor North	Hocking Valley	11.300 13	12.750 5	13.400 2T	11.200 15	12.150 8	10.650 12	71.450 8
9	1481	Rowan Moody	Tri-Town	11.600 11T	11.650 10	10.200 17	11.850 11T	12.300 6	11.400 8T	69.000 9
10	620	James Marden	Gym & More	11.900 9	8.600 17	10.300 16	12.600 7	11.750 12T	12.600 2	67.750 10
11	1523	Douglas Dean	Twistars	10.600 14	9.100 16	10.700 14	11.850 11T	11.800 11	10.700 11	64.750 11
12	1439	Cullen Jozwiakowski	Swiss Turners	11.600 11T	12.100 8	12.800 7T	12.250 9	0.000 16T	10.500 13	59.250 12
13	47	Nicholas Boulineau	5280-No	0.000 16T	10.000 12	12.000 12	11.600 14	12.050 10	11.400 8T	57.050 13
14	1044	Camdyn Hartman	Nebraska	9.700 15	7.800 18	10.350 15	11.100 16	9.750 15	0.000 16T	48.700 14
15	1042	Nathan Ketner	Nebraska	0.000 16T	9.600 13	0.000 18T	11.850 11T	12.100 9	11.300 10	44.850 15
16	49	Cutter Fugett	5280-No	0.000 16T	13.200 1	13.400 2T	0.000 17T	13.150 3	1.000 15	40.750 16
17	1045	Derek Baumfalk	Nebraska	13.200 3	0.000 19	12.850 6	13.250 4	0.000 16T	0.000 16T	39.300 17
18	1043	Jakob Woxland	Nebraska	11.650 10	9.250 14	11.100 13	0.000 17T	0.000 16T	0.000 16T	32.000 18
19	1040	Tucker Catlett	Nebraska	0.000 16T	9.200 15	0.000 18T	0.000 17T	0.000 16T	0.000 16T	9.200 19

2016 BlackJack

Team Results

Feb 20-22, 2016

Page: 1
 Printed: 2/20/2016 3:53:51 PM
 Men / 10 / All Ages
 Session: 5S

Rank	Gym	Team	Score						
1	5280-No	*	239.950	40.800 1	38.600 1	40.750 1	40.100 2	41.450 2	38.250 1
2	New England	*	234.350	38.050 5	38.100 3	38.550 3	41.400 1	42.100 1	36.150 5
3	Brestyan's	*	226.700	39.250 2T	35.600 6	35.850 8	39.950 3	38.500 5	37.550 2
4	Swiss Turners	*	226.550	37.500 7	38.450 2	38.300 4	39.400 4	37.550 6	35.350 7
5	Tri-Town	*	222.650	36.750 8	37.050 4	34.950 9	38.700 5	38.750 4	36.450 4
6	Extreme	*	220.200	37.550 6	31.850 9	36.650 7	37.800 7	39.700 3	36.650 3
7	Hocking Valley	*	219.350	36.250 9	35.750 5	39.750 2	35.550 9	36.050 8	36.000 6
8	Gym Force	*	216.000	38.200 4	33.150 8	37.350 5	37.250 8	36.750 7	33.300 8
9	Nebraska	*	214.400	39.250 2T	33.500 7	37.150 6	38.150 6	33.950 9	32.400 9