

# 2016 BlackJack

## Meet Results

Feb 20-22, 2016

Page: 1  
Printed: 2/21/2016 11:34:46 AM

Men / 9 / 13-14

Session: 6C

Judge's Signatures

Rank	Num	Name	Gym							AA
1	1594	Justin Ah Chow	Universal	14.550 3	14.400 1	14.400 1	12.800 9	14.300 1	13.400 2	83.850 1
2	794	Jacob Bassett	Hayden's	15.000 1	12.500 7T	12.600 3	12.950 7	14.000 2	13.900 1	80.950 2
3	977	Nicolas Kuebler	Metropolitan-WA	13.950 8T	13.600 3	13.100 2	13.400 2	13.500 4	12.400 7T	79.950 3
4	345	Antonio Fernandes	Calgary	14.350 5	14.100 2	11.400 16T	13.250 3	12.900 7	11.300 21	77.300 4
5	795	Kameron Nelson	Hayden's	14.900 2	11.000 25	11.400 16T	13.700 1	13.300 5	12.200 11	76.500 5
6	1060	Yan Inhaber-Courchesne	New England	14.400 4	12.000 16T	12.500 4	11.900 19T	12.600 15T	12.800 4	76.200 6
7	1569	Cannon Johnson	USGDC-NJ	12.300 32	12.200 12	12.300 5T	12.850 8	12.800 8T	13.300 3	75.750 7
8	547	Harrison Andary	GTC-Ohio	14.150 6	12.900 5	11.100 24	13.000 4T	12.300 19T	11.500 18T	74.950 8
9	591	Derek Wahlenmaier	Go For It	13.600 12	12.500 7T	11.000 25	13.000 4T	12.300 19T	12.500 6	74.900 9
10	249	Marcus Voss	Brestyan's	14.050 7	12.300 10T	10.900 26	12.100 16	12.800 8T	12.700 5	74.850 10
11	1595	Bryce Thompson	Universal	13.050 19	12.000 16T	12.300 5T	12.150 12T	12.700 12T	11.600 16T	73.800 11
12	1308	Gabriel Parker	Scherbo's	13.950 8T	11.700 20	11.400 16T	13.000 4T	12.800 8T	10.800 27	73.650 12
13	1593	Oscar Gonzalez	Universal	13.250 15T	11.100 23T	11.800 10T	12.150 12T	13.900 3	11.400 20	73.600 13
14	1059	Syam Buradagunta	New England	13.800 11	12.700 6	12.300 5T	11.400 30	10.900 32T	12.300 9T	73.400 14
15	686	Jonah Kraenzel	GymWorld Central	13.000 20T	12.100 13T	11.700 12	11.900 19T	12.800 8T	11.500 18T	73.000 15
16	1570	Dylan Kolak	USGDC-NJ	13.250 15T	11.900 18	11.500 13T	12.750 10	10.900 32T	11.700 14T	72.000 16
17	685	Brandon Rhode	GymWorld Central	13.400 13	11.200 22	11.200 22T	11.950 18	12.400 18	11.700 14T	71.850 17
18	1309	Roman Rozbitskyy	Scherbo's	13.850 10	9.200 34	11.200 22T	11.900 19T	13.100 6	12.100 12	71.350 18
19	1345	Matthew Chertkow	Seawind	13.000 20T	12.400 9	10.400 33T	11.900 19T	12.000 23	11.200 22T	70.900 19
20	1283	Dylan West	Scamps	12.050 33	12.300 10T	11.900 9	11.100 34	12.700 12T	10.700 28T	70.750 20
21	1138	Juanito Kresl	Oregon	13.300 14	9.100 35	11.500 13T	11.350 31T	12.700 12T	12.400 7T	70.350 21
22	758	Devin Ryman	HGA	12.450 29T	12.100 13T	11.300 20T	10.550 37	12.600 15T	11.000 24	70.000 22
23	546	Michael Quick	GTC-Ohio	12.400 31	10.200 32T	11.800 10T	11.050 35	12.600 15T	11.800 13	69.850 23
24	1139	Sheldon Vacek	Oregon	13.200 17	11.500 21	11.400 16T	12.450 11	9.900 37	11.200 22T	69.650 24
25	1592	Leal Santana	Universal	12.650 26	11.800 19	10.600 29T	12.150 12T	12.200 22	9.900 35T	69.300 25







# 2016 BlackJack

## Meet Results

Feb 20-22, 2016

Page: 2  
Printed: 2/21/2016 11:34:46 AM

Men / 9 / 13-14  
Session: 6C

Rank	Num	Name	Gym							AA
26	524	Emmett Hough	Flagstaff	12.900 22	10.300 27T	10.600 29T	12.050 17	11.700 25T	11.600 16T	69.150 26
27	684	Judah Sung	GymWorld Central	13.100 18	10.300 27T	10.500 32	11.350 31T	12.300 19T	10.000 32T	67.550 27
28	765	Paul Miller	Hanover	12.500 28	10.300 27T	10.300 35T	11.850 23	11.700 25T	10.200 31	66.850 28
29	766	Billy Welsby	Hanover	12.850 23T	10.300 27T	10.800 27T	10.900 36	11.200 30T	10.000 32T	66.050 29
30	1004	Alex Ward	Midwest Ohio	12.850 23T	11.100 23T	10.600 29T	11.800 24T	11.200 30T	8.400 37	65.950 30
31	346	Ruslan Mitla	Calgary	12.450 29T	10.200 32T	10.300 35T	11.500 29	10.400 36	10.900 25T	65.750 31
32	1733	Westin Barberan	Scherbo's	12.750 25	8.300 36	10.400 33T	11.600 28	11.800 24	10.700 28T	65.550 32
33	1346	Nathaniel Roosevelt	Seawind	11.750 34	12.100 13T	9.800 38	11.150 33	10.800 34	9.900 35T	65.500 33
34	502	Jorge Perez	Elite Marr	0.000 37T	13.400 4	12.200 8	11.800 24T	10.600 35	12.300 9T	60.300 34
35	523	Thomas Wesche	Flagstaff	10.400 36	7.400 37	10.000 37	10.200 38	9.300 39	10.900 25T	58.200 35
36	1061	Douglas Wydom	New England	12.550 27	10.300 27T	11.300 20T	12.150 12T	11.600 27	0.000 38T	57.900 36
37	759	Samuel Azhar	HGA	0.000 37T	6.700 38	11.500 13T	11.800 24T	11.500 28T	10.000 32T	51.500 37
38	1005	Mac Hammett	Midwest Ohio	11.600 35	10.500 26	0.000 39	11.700 27	9.700 38	0.000 38T	43.500 38
39	525	Marcus Marquardt	Flagstaff	0.000 37T	6.000 39	10.800 27T	0.000 39	11.500 28T	10.600 30	38.900 39

# 2016 BlackJack

## Meet Results







Feb 20-22, 2016

Page: 1  
Printed: 2/21/2016 11:34:47 AM

Men / 9 / 15+

Session: 6C

Judge's Signatures

Rank	Num	Name	Gym							AA
1	1571	Henry Greene	USGDC-NJ	13.350 2	12.900 1	11.800 1	13.900 1	13.500 1	11.800 1	77.250 1
2	423	Benjamin Cox	Denali	13.650 1	8.100 3	10.900 2	11.450 3	11.400 3	10.000 2	65.500 2
3	1062	Stephen Bottini	New England	12.050 3	8.700 2	10.600 3	12.000 2	12.000 2	8.500 3	63.850 3







# 2016 BlackJack

## Team Results

Feb 20-22, 2016

Page: 1  
Printed: 2/21/2016 11:34:56 AM

Men / 9 / All Ages  
Session: 6C

Rank	Gym	Team	Score						
1	Universal	*	231.950	40.850 1	38.200 1	38.500 1	37.100 2	40.900 1	36.400 2
2	USGDC-NJ	*	225.000	38.900 5	37.000 2	35.600 3	39.500 1	37.200 4	36.800 1
3	New England	*	217.700	40.750 2	35.000 3	36.100 2	36.050 4	36.200 5	33.600 3T
4	GymWorld Central	*	212.400	39.500 4	33.600 4	33.400 4	35.200 5	37.500 3	33.200 5
5	Scherbo's	*	210.550	40.550 3	29.200 5	33.000 5	36.500 3	37.700 2	33.600 3T
6	Flagstaff	*	166.250	23.300 13	23.700 8	31.400 6	22.250 14	32.500 6	33.100 6