

2016 BlackJack

Meet Results







Feb 20-22, 2016

Page: 1
Printed: 2/21/2016 3:41 PM

Men / 6 / 8-9

Session: 7S

Judge's Signatures

Rank	Num	Name	Gym							AA
1	1302	Danila Leykin	Scherbo's	11.900 1	11.900 1	12.000 1	8.500 13T	11.700 1	11.300 1	67.300 1
2	1303	Gavin Randolph	Scherbo's	11.000 5	10.400 4	11.400 2	9.700 1T	10.700 5	10.600 2	63.800 2
3	782	Nicolas Cruz	Hawaii	10.900 6	11.100 3	10.500 5T	9.400 4	11.300 3	10.200 4	63.400 3
4	1054	Xander Lucchini	New England	10.200 8	11.700 2	10.500 5T	9.700 1T	10.400 6T	10.500 3	63.000 4
5	783	Ryan Mitchell	Hawaii	11.500 2	9.300 9	10.500 5T	9.700 1T	11.400 2	10.000 6T	62.400 5
6	1052	Madden Shelley	New England	11.100 4	10.100 6	10.600 4	9.300 5T	11.100 4	10.000 6T	62.200 6
7	237	Eli Vitor	Black Hills	11.300 3	9.400 7T	10.500 5T	8.800 12	10.100 8	9.900 8	60.000 7
8T	192	Cormac McCarthy	Aspire	10.500 7	9.400 7T	11.300 3	7.900 15	10.400 6T	9.600 9	59.100 8T
8T	1051	Caleb De Souza	New England	10.000 9T	10.300 5	10.400 9	9.200 8	9.100 12	10.100 5	59.100 8T
10	236	Tirth Gohel	Black Hills	9.600 11	8.700 10	8.700 14	9.300 5T	9.900 9	7.900 15	54.100 10
11	1053	Axel Soderquist	New England	9.300 12	8.200 11	9.100 13	8.900 11	9.300 10T	8.600 11T	53.400 11
12	14	Blake Jones	5280-No	10.000 9T	5.200 13	9.900 10	8.500 13T	9.300 10T	8.600 11T	51.500 12
13	99	Easton Condie	AirTime	7.600 15	8.100 12	9.200 12	9.100 9	8.500 13T	8.200 14	50.700 13
14	15	Carter Daharsh	5280-No	9.000 13T	5.100 14	9.300 11	9.000 10	8.500 13T	8.300 13	49.200 14
15	1117	Zachary Miller	OOA	9.000 13T	4.700 15	8.600 15	9.300 5T	8.200 15	9.300 10	49.100 15

2016 BlackJack

Meet Results

Feb 20-22, 2016

Page: 1
Printed: 2/21/2016 3:41 PM

Men / 6 / 10-11

Session: 7S

Judge's Signatures

Rank	Num	Name	Gym							AA
1	11	Christian Kartchner	5280-No	11.500 1	10.500 3	11.100 2	9.500 7T	10.400 2T	10.300 2	63.300 1
2	10	Keefer Nelson	5280-No	10.000 6	10.700 2	11.900 1	8.900 20T	10.400 2T	11.000 1	62.900 2
3	92	Skye Schouten	AirTime	10.400 3	10.900 1	9.800 9T	8.900 20T	10.300 4	10.200 3T	60.500 3
4	230	Jacob Simpson	Black Hills	10.500 2	9.200 10T	9.700 11T	9.700 4	10.600 1	10.200 3T	59.900 4
5	935	Owen Harwig	Matrix	9.300 8T	9.100 12T	10.700 4	9.800 1T	8.600 20T	9.100 12T	56.600 5
6T	95	Reece Gorrell	AirTime	10.100 4*	9.400 7T	9.200 17T	9.000 17T	8.700 18T	9.800 6	56.200 6T
6T	1411	Charles Malinowski	Stumpf's	10.100 4*	9.800 4	8.900 23T	9.100 14T	8.900 14T	9.400 10	56.200 6T
8T	1050	Mackenson Domerson	New England	8.500 18T	9.000 15	9.300 16	9.600 5T	9.300 10	10.000 5	55.700 8T
8T	968	Mannuel Hilario	Metropolitan-WA	9.100 14	9.100 12T	9.800 9T	8.600 27	9.500 9	9.600 8T	55.700 8T
10	184	Adrian Rodriguez	Aspire	8.300 20T	8.700 16	10.100 7	9.000 17T	10.200 5T	9.000 14	55.300 10
11	93	Spencer Wingrove	AirTime	7.900 24T	9.600 6	8.400 26	9.000 17T	10.200 5T	9.700 7	54.800 11
12	1049	Maxwell Taub	New England	9.200 10T	8.400 19	8.700 25	9.500 7T	9.700 8	9.200 11	54.700 12
13	91	Jeron Biesinger	AirTime	9.300 8T	9.700 5	10.000 8	9.500 7T	7.000 28	8.800 16T	54.300 13
14	650	Porter Hansen	Gym Nevada	9.200 10T	8.500 17T	9.700 11T	9.800 1T	8.200 23T	8.600 19T	54.000 14
15T	1512	Alexander Smart	Twistars	9.200 10T	8.000 20T	10.500 6	8.000 30	9.200 11*	8.800 16T	53.700 15T
15T	185	Simon Lipp	Aspire	8.600 16T	9.400 7T	9.200 17T	8.700 25T	9.200 11*	8.600 19T	53.700 15T
17	130	Kyle Linehan	American - SF	8.000 23	9.400 7T	10.800 3	8.500 28	8.900 14T	7.800 25T	53.400 17
18	1441	Brady Hines	TAGS SOUTH	9.600 7	7.400 22T	9.000 22	9.800 1T	7.600 27	9.100 12T	52.500 18
19	128	Strother Ramsay	American - SF	8.300 20T	6.800 27	9.100 20T	9.300 11T	8.200 23T	8.300 23T	50.000 19
20	780	Blaise Rousseau	Hawaii	8.700 15	4.700 30	9.500 13T	9.300 11T	9.000 13	8.700 18	49.900 20
21T	94	Quaid Gull	AirTime	8.600 16T	6.400 28	9.200 17T	9.600 5T	8.700 18T	7.300 28	49.800 21T
21T	186	Braeden Weems	Aspire	7.200 26T	7.400 22T	9.500 13T	8.900 20T	8.300 22	8.500 21T	49.800 21T
23	129	Quincy Hirsch	American - SF	7.200 26T	7.200 24	7.900 27	8.800 23T	8.600 20T	8.900 15	48.600 23
24	188	Arush Kannan	Aspire	6.800 28	9.100 12T	5.700 31	9.100 14T	8.200 23T	9.600 8T	48.500 24
25	1116	Joel McLaughlin	OOA	8.100 22	7.000 25	9.100 20T	8.100 29	8.000 26	7.800 25T	48.100 25







2016 BlackJack

Meet Results

Feb 20-22, 2016

Page: 2
Printed: 2/21/2016 3:41 PM

Men / 6 / 10-11
Session: 7S

Rank	Num	Name	Gym							AA
26	96	Carter Grover	AirTime	8.500 18T	8.000 20T	6.300 29	8.800 23T	6.800 29	8.500 21T	46.900 26
27	232	Jacob Elder	Black Hills	7.900 24T	6.900 26	7.100 28	9.100 14T	6.600 30	8.300 23T	45.900 27
28	967	Hunter Smith	Metropolitan-WA	0.000 30T	9.200 10T	9.500 13T	9.400 10	8.900 14T	7.800 25T	44.800 28
29	1440	Wyatt Peterson	TAGS SOUTH	9.200 10T	3.600 31	8.900 23T	8.700 25T	8.900 14T	0.000 29T	39.300 29
30	969	Jonah Tongco	Metropolitan-WA	0.000 30T	8.500 17T	10.600 5	9.300 11T	9.900 7	0.000 29T	38.300 30
31	649	Jack Maloney	Gym Nevada	5.000 29	5.300 29	5.800 30	7.200 31	4.700 31	0.000 29T	28.000 31

2016 BlackJack

Meet Results







Feb 20-22, 2016

Page: 1
Printed: 2/21/2016 3:41 PM

Men / 6 / 12+

Session: 7S

Judge's Signatures







Rank	Num	Name	Gym							AA
1	781	Ranmaru Soma	Hawaii	11.100 2	10.800 1	9.300 9T	9.600 2	9.800 3	10.300 1	60.900 1
2	97	Kobe Anderson	AirTime	10.200 5T	9.900 2	10.600 1	9.200 7T	10.500 1	9.700 4	60.100 2
3	966	Bradley Stroud	Metropolitan-WA	10.000 7	8.600 7	10.000 4	9.500 3	9.700 4	10.100 3	57.900 3
4	190	Ben Connor	Aspire	10.600 3	8.800 4T	9.400 6T	9.400 4T	9.200 10	9.600 5	57.000 4
5T	936	Finnean McEneaney	Matrix	9.700 8	8.300 8	10.400 2	9.000 9T	9.300 9	10.200 2	56.900 5T
5T	234	Zach Lerner	Black Hills	10.200 5T	8.800 4T	9.300 9T	9.300 6	10.200 2	9.100 7	56.900 5T
7	235	Ari Vitor	Black Hills	11.200 1	8.200 9	10.200 3	8.900 11	9.500 5T	8.500 11T	56.500 7
8	1300	Brennan Rohac	Scherbo's	9.400 9T	8.700 6	8.500 14	9.400 4T	9.100 11	9.400 6	54.500 8
9	98	Broc Lance	AirTime	8.700 11	8.100 10	9.600 5	9.700 1	9.400 8	8.900 9	54.400 9
10	189	Tyler Flaherty	Aspire	10.400 4	7.000 13	9.300 9T	9.000 9T	9.500 5T	7.100 15	52.300 10
11	233	Keaton Sundem	Black Hills	6.400 15T	9.000 3	8.600 13	8.700 12	9.500 5T	8.400 13	50.600 11
12T	12	Damir Schebler	5280-No	9.400 9T	7.400 11	9.400 6T	8.300 15	7.100 14	8.500 11T	50.100 12T
12T	131	Andrew Kerzhner	American - SF	8.500 12	7.200 12	9.100 12	8.400 14	7.900 12	9.000 8	50.100 12T
14	971	Samuel West	Metropolitan-WA	7.000 13	5.500 15	9.400 6T	8.600 13	7.700 13	8.800 10	47.000 14
15	970	Lance Puckett	Metropolitan-WA	6.500 14	6.400 14	8.400 15	9.200 7T	5.500 15	8.100 14	44.100 15
16	132	Jack Stern	American - SF	6.400 15T	0.000 16	0.000 16	8.200 16	0.000 16	0.000 16	14.600 16

2016 BlackJack

Team Results

Feb 20-22, 2016

Page: 1
 Printed: 2/21/2016 3:41 PM
 Men / 6 / All Ages
 Session: 7S

Rank	Gym	Team	Score						
1	Hawaii	*	186.900	33.500 1	31.200 2	30.500 5	28.700 3	32.500 1	30.500 3
2	Scherbo's	*	185.600	32.300 3	31.000 3	31.900 2	27.600 6	31.500 2	31.300 1
3	New England	*	185.500	31.300 6	32.100 1	31.500 3	28.800 1T	31.200 3	30.600 2
4	AirTime	*	181.100	30.700 7	30.500 4	30.400 6T	28.800 1T	31.000 4	29.700 5
5	5280-No	*	180.400	31.500 4T	28.600 5	32.900 1	27.400 8	30.100 6T	29.900 4
6	Black Hills	*	179.400	33.000 2	27.600 7	30.400 6T	28.300 4	30.900 5	29.200 6
7	Aspire	*	176.700	31.500 4T	27.900 6	30.900 4	27.500 7	30.100 6T	28.800 7
8	Metropolitan-WA	*	169.200	26.100 8	26.900 8	30.400 6T	28.200 5	29.100 8	28.500 8
9	American - SF	*	156.100	24.800 9	23.800 9	29.000 9	26.600 9	25.700 9	26.200 9