

# 2017 BlackJack

## Meet Results







Feb 17-19, 2017

Page: 1  
Printed: 2/17/2017 11:38:26 AM

Men / 51 / 6-8

Session: 1C

Judge's Signatures

Rank	Num	Name	Gym							AA
1	1378	Caleb Johnston	5280-No	10.200 2	10.000 1	9.700 1	9.600 1	9.500 2	9.300 1	58.300 1
2	32	Gage Godsey	5280-No	10.500 1	9.300 2	8.500 3	9.500 2	9.600 1	9.000 2	56.400 2
3	33	Ansel Champlin	5280-No	9.800 3	8.000 4	9.000 2	9.200 3T	8.000 4	7.700 4	51.700 3
4	31	Matthew McCain	5280-No	7.000 4	9.000 3	8.300 4	9.200 3T	8.500 3	8.800 3	50.800 4

# 2017 BlackJack

## Meet Results







Feb 17-19, 2017

Page: 1  
Printed: 2/17/2017 11:38:27 AM

Men / 51 / 9,10

Session: 1C

Judge's Signatures

Rank	Num	Name	Gym							AA
1T	226	Max Zabriskie	Az Olympians	11.000 1	10.700 1	9.900 6	9.300 4*	11.100 1	9.700 3	61.700 1T
1T	1050	Noah Easton	Scherbo's	10.600 3T	10.300 5	11.000 2	9.300 4*	10.900 3	9.600 4	61.700 1T
3	1051	Allen Chakryan	Scherbo's	10.600 3T	9.400 9	10.900 3	9.400 2T	11.000 2	9.800 2	61.100 3
4	225	Oscar Salazar	Az Olympians	10.100 7T	10.400 4	11.100 1	9.300 4T	10.000 5	10.100 1	61.000 4
5	1049	Dominick Butler	Scherbo's	10.600 3T	10.600 2	9.500 7	9.200 8T	10.100 4	9.100 6T	59.100 5
6	35	Alex Kreidler	5280-No	10.700 2	10.000 7T	9.400 8T	9.500 1	9.600 7	9.300 5	58.500 6
7	222	Youssof Alsakka	Az Olympians	10.100 7T	10.000 7T	10.400 4	9.100 10	9.300 8	8.600 9	57.500 7
8	34	Levi Smith	5280-No	10.300 6	9.100 10	9.300 10	9.400 2T	9.900 6	9.100 6T	57.100 8
9	223	Aidan Sutton	Az Olympians	9.800 9	10.100 6	10.000 5	9.000 11	8.000 9	8.500 10	55.400 9
10	224	Trey Caffall	Az Olympians	8.600 10	10.500 3	9.400 8T	9.200 8T	7.800 10	9.100 6T	54.600 10
11	36	Forrest Champlin	5280-No	7.200 11	8.900 11	8.100 11	9.300 4T	7.700 11	8.300 11	49.500 11

# 2017 BlackJack

## Meet Results







Feb 17-19, 2017

Page: 1  
Printed: 2/17/2017 11:38:29 AM

Men / 51 / 11+

Session: 1C

Judge's Signatures

Rank	Num	Name	Gym							AA
1	1048	Elijah Cruz	Scherbo's	11.000 1	10.500 1	10.600 2	9.600 1T	10.400 2	10.200 2	62.300 1
2	219	Evan Guile	Az Olympians	10.300 5	10.100 5T	10.900 1	9.500 3T	10.500 1	9.000 7	60.300 2
3	1046	Dylan Cooper	Scherbo's	9.800 8	10.400 2	10.100 4	9.300 7	9.900 4	10.000 3T	59.500 3
4T	220	Robert Sutton	Az Olympians	10.500 4	10.200 3T	9.600 7*	9.500 3T	8.900 8	8.600 9	57.300 4T
4T	960	Andrew Lopez	Pacific Coast	10.000 7	10.100 5T	9.600 7*	9.400 6	8.500 10T	9.700 5	57.300 4T
6	217	Dean Kearn	Az Olympians	10.700 2T	9.100 9	10.000 5T	9.500 3T	9.700 5	8.000 12	57.000 6
7	961	Nicholas Usher	Pacific Coast	8.400 12	8.000 12	10.000 5T	9.100 9T	10.300 3	10.700 1	56.500 7
8	963	Cannon Wurster	Pacific Coast	8.500 11	10.100 5T	9.500 9	9.200 8	8.800 9	10.000 3T	56.100 8
9	1047	Alexander Mahana	Scherbo's	10.700 2T	9.500 8	9.200 11	8.600 12	9.600 6	8.400 10	56.000 9
10	1045	Benjamin Fishman	Scherbo's	9.400 9	10.200 3T	10.400 3	9.100 9T	8.500 10T	8.200 11	55.800 10
11	962	Benjmain Steitz	Pacific Coast	9.100 10	9.000 10	9.300 10	9.000 11	9.500 7	9.500 6	55.400 11
12	218	Ethan Weiss	Az Olympians	10.200 6	8.100 11	8.300 12	9.600 1T	8.200 12	8.800 8	53.200 12

# 2017 BlackJack

## Meet Results







Feb 17-19, 2017

Page: 1  
Printed: 2/17/2017 11:38:33 AM

Men / 52 / 6-8

Session: 1C

Judge's Signatures







Rank	Num	Name	Gym							AA
1	971	Manuel Jimenez	Pacific Coast	8.300 9T	8.800 8T	9.100 1	9.400 2T	9.600 1	8.500 2T	53.700 1
2	1192	Brayden Mossman	Technique	8.300 9T	9.000 4	8.500 3	9.500 1	8.400 5	8.700 1	52.400 2
3	972	Noah Placiente	Pacific Coast	8.000 11T	8.900 5T	9.000 2	9.100 8T	8.800 2T	8.400 4T	52.200 3
4	966	Connor O'Belle	Pacific Coast	8.700 6	8.800 8T	8.200 4	9.000 10T	8.800 2T	8.300 6T	51.800 4
5	967	Noah Kovach	Pacific Coast	9.100 1T	8.700 11	7.800 6T	9.400 2T	7.900 7	8.400 4T	51.300 5
6	968	Aeson Tran	Pacific Coast	9.000 3	9.200 2T	8.000 5	9.200 5T	7.800 8	8.000 9T	51.200 6
7	969	Caleb Mercado	Pacific Coast	9.100 1T	8.900 5T	7.800 6T	9.000 10T	8.200 6	8.100 8	51.100 7
8	970	Riley Patterson	Pacific Coast	8.900 4	8.200 12	7.500 10	9.300 4	8.600 4	8.300 6T	50.800 8
9	965	Alexander Sibbald	Pacific Coast	8.800 5	9.200 2T	7.700 9	9.200 5T	7.300 10	8.000 9T	50.200 9
10	1191	Eamon Hempenstall	Technique	8.000 11T	8.800 8T	7.400 11	9.100 8T	7.400 9	8.500 2T	49.200 10
11	964	Graysen Callicoatt	Pacific Coast	8.600 7T	9.300 1	7.800 6T	9.000 10T	6.600 12	7.400 11	48.700 11
12	535	Jackson Bushbaker	Geist	8.600 7T	8.900 5T	7.300 12	9.200 5T	7.200 11	7.000 12	48.200 12
13	37	Javier Tafoya	5280-No	6.600 13	6.000 13	7.000 13	8.900 13	6.100 13	6.200 13	40.800 13

# 2017 BlackJack

## Team Results

Feb 17-19, 2017

Page: 1  
 Printed: 2/17/2017 11:42:55 AM  
 Men / 51,52 / All Ages  
 Session: 1C

Rank	Gym	Team	Score						
1	Scherbo's	*	186.900	32.300 1	31.500 2	32.500 1	28.300 3	32.300 1	30.000 2
2	Az Olympians	*	185.300	32.200 2	31.600 1	32.400 2	28.600 1T	31.600 2	28.900 3
3	Pacific Coast	*	174.800	28.200 4	29.500 3	29.100 3	28.200 4	29.400 3	30.400 1
4	5280-No	*	174.600	31.500 3	29.300 4	28.400 4	28.600 1T	29.100 4	27.700 4