

2017 BlackJack

Meet Results







Feb 17-19, 2017

Page: 1
Printed: 2/18/2017 3:42 PM

Men / 41 / 6

Session: 5C

Judge's Signatures

| Rank | Num | Name | Gym |  |  |  |  |  |  | AA |
|------|-----|------------|-----------|---|---|--|---|---|---|-------------|
| 1 | 560 | Luc Thomas | Golden ST | 9.800 1 | 6.500 1 | 10.500 1 | 8.900 1 | 9.300 1 | 9.900 1 | 54.900 1 |

2017 BlackJack

Meet Results







Feb 17-19, 2017

Page: 1
Printed: 2/18/2017 3:42 PM

Men / 41 / 7,8

Session: 5C

Judge's Signatures

| Rank | Num | Name | Gym |  |  |  |  |  |  | AA |
|------|------|----------------------|--------------|---|---|--|---|---|---|--------------|
| 1 | 121 | Mason Cattermole | All-American | 10.200 1T | 10.000 4 | 9.700 10 | 9.200 9T | 9.200 5T | 9.400 1 | 57.700 1 |
| 2T | 123 | Paxton Myler | All-American | 10.200 1T | 9.900 5* | 10.400 3 | 9.500 2T | 8.500 10T | 8.900 5T | 57.400 2T |
| 2T | 126 | Taylin Cattermole | All-American | 9.700 7T | 10.100 3 | 10.300 4 | 9.600 1 | 8.900 7T | 8.800 8 | 57.400 2T |
| 2T | 561 | Evan Valentine | Golden ST | 9.400 9T | 9.900 5* | 9.900 7 | 9.300 8 | 9.800 2 | 9.100 2T | 57.400 2T |
| 5 | 1303 | Karlo Diaz | Univ Baja | 10.200 1T | 10.200 1T | 8.800 14 | 9.500 2T | 9.300 4 | 8.900 5T | 56.900 5 |
| 6 | 125 | Keegan Knudsen | All-American | 9.400 9T | 10.200 1T | 10.200 5T | 9.400 5T | 8.400 12T | 9.100 2T | 56.700 6 |
| 7 | 554 | Martin Calanese | Gold Medal | 9.900 4 | 8.000 11 | 10.700 1 | 9.400 5T | 9.500 3 | 8.700 9 | 56.200 7 |
| 8 | 122 | Taylor Barton | All-American | 9.100 13 | 9.600 7 | 9.800 8T | 9.400 5T | 8.500 10T | 9.000 4 | 55.400 8 |
| 9 | 734 | Paolo Vu | Hawaii | 9.800 5T | 7.200 13 | 10.200 5T | 9.000 12T | 9.900 1 | 8.900 5T | 55.000 9 |
| 10 | 124 | Carter Evanson | All-American | 9.800 5T | 8.900 8 | 9.600 11T | 9.200 9T | 9.200 5T | 8.000 12 | 54.700 10 |
| 11 | 119 | Brayden Wheeler | All-American | 8.900 14 | 8.600 9 | 9.800 8T | 8.700 14 | 8.700 9 | 8.600 10 | 53.300 11 |
| 12 | 555 | Alexander Shaitanoff | Gold Medal | 9.700 7T | 6.900 14 | 10.600 2 | 9.200 9T | 8.400 12T | 8.400 11 | 53.200 12 |
| 13 | 562 | Jack Cullinan | Golden ST | 9.200 12 | 7.800 12 | 9.600 11T | 9.500 2T | 8.900 7T | 7.500 14 | 52.500 13 |
| 14 | 120 | Drew Allen | All-American | 9.300 11 | 8.500 10 | 9.200 13 | 9.000 12T | 7.900 14 | 7.700 13 | 51.600 14 |

2017 BlackJack

Meet Results







Feb 17-19, 2017

Page: 1
Printed: 2/18/2017 3:42 PM

Men / 41 / 9,10

Session: 5C

Judge's Signatures

| Rank | Num | Name | Gym |  |  |  |  |  |  | AA |
|------|-----|----------------|-----------|---|---|--|---|---|---|-------------|
| 1 | 564 | Cooper Dammann | Golden ST | 10.000 2 | 8.600 2 | 9.500 2 | 9.500 1 | 9.400 1 | 9.800 1 | 56.800 1 |
| 2 | 735 | Jayce Labuguen | Hawaii | 10.200 1 | 9.800 1 | 9.700 1 | 8.000 2 | 8.900 2 | 8.900 2 | 55.500 2 |

2017 BlackJack







Meet Results

Feb 17-19, 2017

Page: 1
Printed: 2/18/2017 3:42 PM

Men / 41 / 11+
Session: 5C

Judge's Signatures

| Rank | Num | Name | Gym |  |  |  |  |  |  | AA |
|------|------|-------------------|-----------|---|---|--|---|---|---|-------------|
| 1 | 1387 | Michael Aguirre | Golden ST | 10.200 1 | 6.800 4 | 10.200 2 | 9.000 3 | 9.900 1 | 9.700 1 | 55.800 1 |
| 2 | 733 | Eddie Wheeler | Hawaii | 9.800 2 | 9.000 1 | 10.100 3 | 8.900 4 | 8.400 4 | 8.800 2 | 55.000 2 |
| 3 | 559 | Anthony Vardumyan | Golden ST | 9.300 3 | 7.800 2 | 10.300 1 | 9.500 1 | 9.200 2 | 8.700 3 | 54.800 3 |
| 4 | 558 | Jake Avetissian | Golden ST | 8.900 4 | 7.400 3 | 8.600 4 | 9.400 2 | 8.600 3 | 7.900 4 | 50.800 4 |

2017 BlackJack

Meet Results







Feb 17-19, 2017

Page: 1
Printed: 2/18/2017 3:42 PM

Men / 42 / 6,7

Session: 5C

Judge's Signatures

| Rank | Num | Name | Gym |  |  |  |  |  |  | AA |
|------|------|---------------|-----------|---|---|--|---|---|---|-------------|
| 1 | 1307 | Jesus Hirales | Univ Baja | 9.600 1 | 7.800 1 | 9.500 1T | 8.900 2 | 8.500 1 | 6.800 2 | 51.100 1 |
| 2 | 1306 | Dan Rodriguez | Univ Baja | 9.300 2 | 6.800 3 | 9.500 1T | 9.200 1 | 8.300 2 | 6.500 3 | 49.600 2 |
| 3 | 1305 | Mauro Gomez | Univ Baja | 8.400 3 | 7.100 2 | 8.800 3 | 8.600 3 | 7.700 3 | 7.100 1 | 47.700 3 |

2017 BlackJack

Meet Results







Feb 17-19, 2017

Page: 1
Printed: 2/18/2017 3:42 PM

Men / 42 / 8,9

Session: 5C

Judge's Signatures

| Rank | Num | Name | Gym |  |  |  |  |  |  | AA |
|------|------|---------------------|--------------|---|---|--|---|---|---|-------------|
| 1 | 1308 | Austreberto Cordova | Univ Baja | 9.600 1 | 7.500 1T | 9.500 1 | 8.700 2 | 8.500 1 | 7.800 1 | 51.600 1 |
| 2 | 127 | Marcus Day | All-American | 8.700 2 | 7.500 1T | 9.200 2 | 9.100 1 | 8.300 2 | 6.600 2 | 49.400 2 |

2017 BlackJack







Meet Results

Feb 17-19, 2017

Page: 1
Printed: 2/18/2017 3:42 PM

Men / 42 / 10+
Session: 5C







Judge's Signatures

| Rank | Num | Name | Gym |  |  |  |  |  |  | AA |
|------|------|------------------|-----------|---|---|--|---|---|---|-------------|
| 1 | 1304 | Emiliano Gallego | Univ Baja | 9.500 1 | 9.300 1 | 9.100 1 | 9.400 1 | 9.100 1 | 7.200 1 | 53.600 1 |

2017 BlackJack

Team Results

Feb 17-19, 2017

| Rank | Gym | Team | Score |  |  |  |  |  |  |
|------|--------------|------|---------|---|--|---|---|---|---|
| 1 | All-American | * | 174.700 | 30.200 1 | 30.300 1 | 30.900 2 | 28.500 1T | 27.300 2 | 27.500 2 |
| 2 | Golden ST | * | 174.300 | 30.000 2 | 26.300 3 | 31.000 1 | 28.500 1T | 29.100 1 | 29.400 1 |
| 3 | Hawaii | * | 165.500 | 29.800 3 | 26.000 4 | 30.000 3 | 25.900 4 | 27.200 3 | 26.600 3 |
| 4 | Univ Baja | * | 164.100 | 29.400 4 | 27.300 2 | 28.500 4 | 28.100 3 | 26.900 4 | 23.900 4 |