

2017 BlackJack

Meet Results







Feb 17-19, 2017

Page: 1
Printed: 2/18/2017 3:42 PM

Men / 51 / 6-8

Session: 5C

Judge's Signatures

Rank	Num	Name	Gym							AA
1	787	Sid Strosberg	Lakeshore	11.100 2	10.600 1	10.800 3	9.500 1	10.500 2	9.000 2	61.500 1
2	129	Hudson Bauerle	All-American	10.000 4	10.300 2	10.900 1T	8.100 6	10.700 1	9.500 1	59.500 2
3	525	Mompoloki Nkhumane	Frontier	11.200 1	8.300 5	10.900 1T	8.900 4	9.900 3	8.500 4	57.700 3
4	130	Blake Analuka	All-American	10.400 3	9.800 4	10.000 4	8.800 5	8.700 4	8.400 5	56.100 4
5	128	Cade Godfrey	All-American	8.200 6	10.000 3	9.800 5	9.100 2T	8.200 5	8.700 3	54.000 5
6	526	Aiden Walters	Frontier	9.800 5	6.700 6	9.000 6	9.100 2T	7.600 6	8.300 6	50.500 6

2017 BlackJack

Meet Results







Feb 17-19, 2017

Page: 1
Printed: 2/18/2017 3:42 PM

Men / 51 / 9,10

Session: 5C

Judge's Signatures

Rank	Num	Name	Gym							AA
1	360	Jacob Rauch	Deltchev	10.300 8	10.600 1	10.800 2	9.000 10T	9.800 6	9.300 2T	59.800 1
2	802	Christopher Hyci	MEGA	10.600 4T	9.100 9	11.200 1	9.600 1T	10.100 2T	9.000 4	59.600 2
3	738	Broc Rousseau	Hawaii	10.900 1	9.600 5	10.700 3	9.300 4T	9.300 9	9.700 1	59.500 3
4	788	Dennis Binkin	Lakeshore	10.800 2T	9.200 8	10.200 7	9.300 4T	9.100 10T	9.300 2T	57.900 4
5	1063	Jonathan Glover	Sokol Elite	10.800 2T	8.700 12T	9.600 14T	8.900 15	10.000 4T	8.900 5	56.900 5
6	567	Zachary Landrum	Golden ST	10.600 4T	9.000 10	10.600 4	9.200 6T	10.100 2T	7.300 16	56.800 6
7	804	Chase Smith	MEGA	9.900 12	9.800 4	10.000 11T	9.400 3	8.800 13	8.600 6	56.500 7
8	803	Jeremiah Shields	MEGA	10.000 11	8.800 11	10.500 5	9.000 10T	9.600 7T	8.400 7	56.300 8
9	566	Asher Klein	Golden ST	9.400 17	10.200 3	9.400 16	9.000 10T	10.000 4T	8.100 8	56.100 9
10	361	Trinidad Lopez	Deltchev	9.500 16	9.400 6	10.100 8T	9.000 10T	10.400 1	6.500 17	54.900 10
11	527	Brady Benne	Frontier	10.100 10	8.700 12T	9.600 14T	9.200 6T	9.100 10T	8.000 9T	54.700 11
12	1311	Sergio Arce	Univ Baja	10.400 7	8.000 14T	10.100 8T	9.100 8T	9.600 7T	7.400 15	54.600 12
13	1310	Isaac Marmolejo	Univ Baja	9.800 13T	10.300 2	9.800 13	8.700 16T	8.200 16	7.700 12	54.500 13
14	737	Lorenzo Vu	Hawaii	10.200 9	7.900 16	10.400 6	9.600 1T	8.700 14	7.600 13T	54.400 14
15	736	Davey Anderson	Hawaii	9.800 13T	9.300 7	10.100 8T	8.700 16T	8.300 15	7.900 11	54.100 15
16	739	Kanaloa Amaki	Hawaii	10.500 6	8.000 14T	10.000 11T	9.000 10T	7.900 17	8.000 9T	53.400 16
17	1024	Owen Aman	SGA BAL	9.600 15	7.700 17	9.000 17	9.100 8T	9.000 12	7.600 13T	52.000 17

2017 BlackJack







Meet Results

Feb 17-19, 2017

Page: 1
Printed: 2/18/2017 3:42 PM

Men / 51 / 11+
Session: 5C

Judge's Signatures

Rank	Num	Name	Gym							AA
1	917	Vincent Cochrane	North Valley	10.200 1	10.400 1	11.000 1	8.300 11	10.300 3	10.300 1	60.500 1
2	918	Brian Amen	North Valley	9.500 4T	10.200 2T	10.600 3	9.500 1T	10.600 1T	9.700 2	60.100 2
3	915	Dylan Traub	North Valley	9.800 2	9.800 4	10.500 4	9.000 7T	10.600 1T	9.200 3	58.900 3
4	1021	Jack Miller	SGA BAL	9.300 6T	9.700 5T	9.400 7	9.200 5	9.800 4	8.500 4	55.900 4
5	914	Joseph Gaines	North Valley	9.500 4T	9.200 9	9.700 6	9.300 4	9.000 6	8.400 5	55.100 5
6	565	Jeremy Burns	Golden ST	9.100 8T	9.500 7	10.900 2	9.400 3	8.200 10	7.700 7	54.800 6
7	801	Mathieu Champoux	MEGA	9.300 6T	9.700 5T	8.800 10T	9.500 1T	8.300 9	7.800 6	53.400 7
8	1309	Paul Diaz	Univ Baja	9.600 3	9.400 8	9.900 5	8.400 10	8.400 8	7.500 8T	53.200 8
9	1023	Maxim Kiianitsa	SGA BAL	9.100 8T	8.600 10	9.200 8	9.000 7T	9.400 5	7.500 8T	52.800 9
10	916	Ethan Lacey	North Valley	6.500 11	10.200 2T	9.000 9	9.100 6	8.500 7	6.600 11	49.900 10
11	1022	Charles Cady	SGA BAL	8.400 10	7.300 11	8.800 10T	8.800 9	6.500 11	7.000 10	46.800 11

2017 BlackJack

Meet Results







Feb 17-19, 2017

Page: 1
Printed: 2/18/2017 3:42 PM

Men / 52 / 6-8

Session: 5C

Judge's Signatures

Rank	Num	Name	Gym							AA
1	1066	Tyler Way	Sokol Elite	8.900 1	9.000 1	9.200 1	8.700 2	8.600 1	7.800 1	52.200 1
2	1065	Isaac Kinnick	Sokol Elite	8.400 2	8.800 2	9.000 2	9.300 1	7.400 2	7.100 2	50.000 2

2017 BlackJack







Meet Results

Feb 17-19, 2017

Page: 1
Printed: 2/18/2017 3:42 PM

Men / 52 / 9,10
Session: 5C

Judge's Signatures

Rank	Num	Name	Gym							AA
1	133	Lennox Bye	All-American	8.500 2	9.300 1	9.200 1	8.900 2	9.000 1	7.500 2	52.400 1
2	1067	Andrew Barber	Sokol Elite	8.700 1	8.600 2	9.100 2	9.100 1	8.400 2	8.100 1	52.000 2
3	401	Jakson Sewell	Durango	7.900 3	7.100 4	8.000 3	8.800 3	7.000 3	7.200 3	46.000 3
4	402	Mitchell Bidart	Durango	5.800 4	7.700 3	7.600 4	8.200 4	6.300 4	5.500 4	41.100 4

2017 BlackJack







Meet Results

Feb 17-19, 2017

Page: 1
Printed: 2/18/2017 3:42 PM

Men / 52 / 11+
Session: 5C







Judge's Signatures

Rank	Num	Name	Gym							AA
1	1064	Aquiles Calderon	Sokol Elite	8.300 2	8.900 1	9.000 1	8.800 2	8.200 1	7.900 1	51.100 1
2	1020	Riley Keener	SGA BAL	8.600 1	6.200 2	8.300 2	9.100 1	6.800 2	6.900 2	45.900 2

2017 BlackJack

Team Results

Feb 17-19, 2017

Rank	Gym	Team	Score						
1	North Valley	*	181.000	29.500 5	30.800 1	32.100 1	27.900 2T	31.500 1	29.200 1
2	MEGA	*	173.800	30.500 3	28.600 4	31.700 2	28.500 1	28.500 2	26.000 3
3	All-American	*	171.500	28.900 7	30.100 2	30.700 5	26.800 8	28.400 3	26.600 2
4	Hawaii	*	169.500	31.600 1	26.900 6	31.200 3	27.900 2T	26.300 8	25.600 4
5	Golden ST	*	167.700	29.100 6	28.700 3	30.900 4	27.600 4	28.300 4	23.100 8
6	Frontier	*	162.900	31.100 2	23.700 9	29.500 7	27.200 7	26.600 7	24.800 6
7	Univ Baja	*	162.300	29.800 4	27.700 5	29.800 6	26.200 9	26.200 9	22.600 9
8	Sokol Elite	*	162.200	28.400 8	26.700 7	27.900 8	27.300 6	27.000 6	24.900 5
9	SGA BAL	*	160.800	28.000 9	26.000 8	27.600 9	27.400 5	28.200 5	23.600 7