

# 2017 BlackJack

## Meet Results

Feb 17-19, 2017

Page: 1  
Printed: 2/19/2017 11:13 AM

Men / 9 / 13,14

Session: 6D

Judge's Signatures

Rank	Num	Name	Gym							AA
1	872	Syam Buradagunta	New England	12.800 2	13.000 1	12.650 3	12.550 4T	11.850 15	12.500 1	75.350 1
2	874	Alex Vandendries	New England	12.550 6	11.950 3	12.550 4	12.450 6	13.000 1	11.800 6	74.300 2
3	312	Luke McFarland	Daggett	12.700 4	12.200 2	12.300 7	13.050 2	12.200 7	10.350 26	72.800 3
4	1035	Roman Rozbitskyy	Scherbo's	12.450 7T	10.700 12	12.100 8	11.950 11	12.500 5	11.850 5	71.550 4
5	313	Benjamin Brown-Proctor	Daggett	12.450 7T	11.250 5T	13.050 2	10.550 36T	11.300 30T	11.900 4	70.500 5
6	1351	Derek Schlagenhauf	Xt. Altitude	12.300 15	11.150 8T	10.850 27T	11.700 14	11.700 18T	12.000 3	69.700 6
7	315	Kaleb Osborne	Daggett	11.350 38	10.350 16T	11.150 21	11.450 17	12.800 2T	12.200 2	69.300 7
8	867	Michelangelo Villani	New England	11.950 25	10.800 10	11.500 14T	12.400 7	11.550 26T	11.000 15T	69.200 8
9	875	Jonah Henderson	New England	12.750 3	10.400 15	10.850 27T	11.750 13	12.050 12	11.200 12	69.000 9
10	1319	Javier Alfonso	Universal	12.650 5	7.300 42	13.150 1	12.850 3	12.800 2T	10.200 29T	68.950 10
11T	437	Edan Dubnikov	ENA	12.350 13T	10.350 16T	11.950 9T	11.600 15	12.100 10T	10.050 34T	68.400 11T
11T	1295	Felipe Palacio	USGDC-NJ	12.000 22T	11.650 4	11.800 11	11.200 19T	11.100 34T	10.650 24	68.400 11T
13	870	Riley Lineman	New England	11.850 27T	11.250 5T	11.550 13	10.700 30T	12.150 8T	10.850 20	68.350 13
14	542	Riley Rose	Go For It	12.850 1	9.100 32T	11.950 9T	11.000 24T	12.600 4	10.300 27	67.800 14
15	339	Jack Klein	DeVeau's	12.150 18T	10.300 18	11.200 18T	10.400 42	11.900 14	11.600 7	67.550 15
16	873	Josh Wornell	New England	11.300 39	10.100 21	11.700 12	12.350 8	11.250 32T	10.700 22T	67.400 16
17	372	Rainen Schwartz	Desert	12.350 13T	10.550 13	10.900 25T	10.650 32	11.800 16T	11.000 15T	67.250 17
18	314	Joshua Privedenyuk	Daggett	11.800 30	11.150 8T	10.950 23T	9.950 46	11.700 18T	11.500 8	67.050 18
19	1320	Luis Rodriguez	Universal	11.850 27T	8.000 40	12.450 5	12.100 10	11.700 18T	10.700 22T	66.800 19
20	316	Tucker Blanchard	Daggett	11.450 34T	9.650 24T	10.750 29T	10.600 33T	12.350 6	11.450 9	66.250 20
21	1034	Jaxson Hulet	Scherbo's	12.000 22T	9.700 23	11.100 22	11.150 21	11.100 34T	10.900 18T	65.950 21
22	829	Ethan Wheeler	Minnetonka	12.400 10T	11.200 7	9.900 41	10.900 28	11.400 29	10.100 32T	65.900 22
23	317	Christopher Hiser	Daggett	10.450 45	9.550 27T	12.350 6	13.150 1	9.600 45	10.200 29T	65.300 23
24	170	Kyle Cassani	Artistic Sports	11.850 27T	9.000 34	10.700 31T	11.000 24T	11.600 24T	11.050 13T	65.200 24
25	1321	Ian Victory	Universal	11.100 40	9.250 31	10.950 23T	12.550 4T	11.000 36	10.050 34T	64.900 25


# 2017 BlackJack

## Meet Results

Feb 17-19, 2017

Page: 2  
Printed: 2/19/2017 11:13 AM

Men / 9 / 13,14  
Session: 6D

Rank	Num	Name	Gym							AA
26	1318	Orlando Haya-cuan	Universal	10.550 43T	9.300 30	11.400 16	10.000 44T	12.100 10T	11.350 10	64.700 26
27T	364	Andrew Layman	Denali	12.450 7T	6.750 44	10.700 31T	11.850 12	11.450 28	11.300 11	64.500 27T
27T	748	Richard Bradley	Hayden's	10.550 43T	10.450 14	11.250 17	10.950 27	10.800 38T	10.500 25	64.500 27T
29	877	Daniel Jacobsen	New England	12.400 10T	9.500 29	10.300 37	11.200 19T	11.700 18T	9.100 39	64.200 29
30	299	Scott Harris	Colorado TC	11.900 26	9.750 22	9.300 44	10.600 33T	11.550 26T	10.950 17	64.050 30
31	868	Joel Rosen	New England	12.150 18T	8.700 36	10.750 29T	11.050 22T	11.700 18T	9.600 36T	63.950 31
32	828	Mark Fu	Minnetonka	12.200 16T	7.250 43	10.700 31T	10.550 36T	11.650 23	10.800 21	63.150 32
33	1294	Sabastian Gordon	USGDC-NJ	11.500 33	8.250 38	11.500 14T	10.850 29	11.250 32T	9.450 38	62.800 33
34	342	Luke Kraft	DeVeau's	11.450 34T	8.050 39	9.800 42	11.300 18	11.800 16T	10.100 32T	62.500 34
35	341	Joseph Malone	DeVeau's	12.000 22T	10.750 11	11.200 18T	11.000 24T	11.300 30T	6.200 47	62.450 35
36	1119	Connor Thomas	St. Louis	12.200 16T	8.850 35	10.400 35	10.700 30T	10.300 41	9.600 36T	62.050 36
37	1000	Aidan Hauptmeier	Prestige	11.400 37	10.200 19T	9.000 45	10.000 44T	10.850 37	10.150 31	61.600 37
38	1029	Ian Gustafson	Scamps	11.750 31	10.200 19T	8.000 46	10.600 33T	10.000 44	10.250 28	60.800 38
39	876	Ryan Pomfred	New England	11.700 32	7.850 41	10.250 38	11.500 16	10.600 40	8.850 41	60.750 39
40	1151	Brady Hines	TAGS SOUTH	12.400 10T	6.250 45	10.900 25T	11.050 22T	10.800 38T	8.300 43	59.700 40
41	241	Austin Robertson	CGC Champions	10.950 41	9.100 32T	11.200 18T	10.300 43	9.050 47	7.900 44T	58.500 41
42	871	Ryan Weiner	New England	10.800 42	9.600 26	10.100 40	10.550 36T	9.450 46	7.400 46	57.900 42
43	1150	Josh Lamm	TAGS SOUTH	12.050 21	5.600 46	10.200 39	10.550 36T	10.100 42T	9.050 40	57.550 43
44	1118	Jerid Enyard	St. Louis	11.450 34T	8.400 37	10.350 36	10.500 40T	11.600 24T	0.000 48T	52.300 44
45	340	Nathan Altman	DeVeau's	12.100 20	0.000 47T	10.500 34	10.500 40T	0.000 48T	11.050 13T	44.150 45
46	338	Cole Comer	DeVeau's	0.000 46T	9.650 24T	9.400 43	0.000 47T	12.150 8T	10.900 18T	42.100 46
47	1317	Denis Irimiea	Universal	0.000 46T	0.000 47T	0.000 47T	12.300 9	12.000 13	8.600 42	32.900 47
48	286	Jeffrey Kramer	Cobb	0.000 46T	9.550 27T	0.000 47T	0.000 47T	10.100 42T	7.900 44T	27.550 48
49*	1006	Jarel Gomez	SD United	0.000 46*	0.000 47*	0.000 47*	0.000 47*	0.000 48*	0.000 48*	0.000 49*
49*	763	Jason Ball	Internt'l-CA	0.000 46*	0.000 47*	0.000 47*	0.000 47*	0.000 48*	0.000 48*	0.000 49*

# 2017 BlackJack

## Meet Results







Feb 17-19, 2017

Page: 1  
Printed: 2/19/2017 11:13 AM

Men / 9 / 15,16

Session: 6D

Judge's Signatures







Rank	Num	Name	Gym							AA
1	209	Bryce Suell	Az Olympians	10.900 7T	11.000 1	11.000 2T	10.700 7	11.200 1	10.800 1	65.600 1
2	1222	Andrew Erbstoesser	Trinity	10.900 7T	9.250 2	11.200 1	11.100 3	10.900 2T	8.050 6	61.400 2
3	344	Maxwell Griffey	DeVeau's	11.750 4	8.750 3	10.950 4	10.750 6	10.900 2T	8.250 4	61.350 3
4	1226	Dj Brown	Triumph	11.800 3	8.550 4	11.000 2T	10.250 8	10.000 5	8.100 5	59.700 4
5	345	Joshua Thompson	DeVeau's	11.250 6	7.900 5T	10.400 8	10.900 4	10.300 4	8.650 3	59.400 5
6	1060	Micah Pierson	Sokol Elite	10.650 9	7.000 8	10.800 5	10.850 5	9.200 7	9.100 2	57.600 6
7	346	Daniel Pickard-Carlisle	DeVeau's	12.050 1	5.250 9	10.650 6	11.350 2	9.700 6	7.800 7	56.800 7
8	749	Benjamin Keane	Hayden's	11.300 5	7.900 5T	10.500 7	11.700 1	9.000 8	0.000 8T	50.400 8
9	343	Michael Carson	DeVeau's	12.000 2	7.300 7	0.000 9	0.000 9	0.000 9	0.000 8T	19.300 9

# 2017 BlackJack

## Team Results

Feb 17-19, 2017

Page: 1  
Printed: 2/19/2017 11:13 AM  
Men / 9 / All Ages  
Session: 6D

Rank	Gym	Team	Score						
1	New England	*	221.300	38.100 1	36.200 1	36.900 3	37.400 3	37.200 2	35.500 2
2	Daggett	*	219.850	36.950 2	34.600 2	37.700 1	37.650 2	37.350 1	35.600 1
3	Universal	*	206.000	35.600 4	26.550 4	37.000 2	37.700 1	36.900 3	32.250 4
4	DeVeau's	*	203.400	36.300 3	30.700 3	33.350 4	33.650 4	35.850 4	33.550 3