

2018 BlackJack National

Meet Results

Feb 16-18, 2018







Page: 1

Printed: 2/16/2018 9:23 PM

Men / 71 / 10,11

Session: 3C

Judge's Signatures

Rank	Num	Name	Gym							AA
1	308	Wyatt Reynolds	PlatinumCA	11.600 1	11.500 1	10.700 3	9.800 1	11.400 1	11.000 1	66.000 1
2	309	Nick Deng	PlatinumCA	10.400 9	10.400 5	11.000 1	9.400 4	11.000 2T	10.600 3	62.800 2
3T	1203	Maksim Kan	Salto-WI	11.200 3	11.200 2	9.400 11T	9.500 3	10.600 4	9.500 4	61.400 3T
3T	1206	Parker Alwin	Salto-WI	10.200 11	10.800 3	10.300 4T	9.000 9T	10.400 5	10.700 2	61.400 3T
5	1202	Tyler Grande	Salto-WI	10.800 5	10.100 7	9.900 8	8.600 20T	10.000 7T	8.800 8	58.200 5
6	619	Patrick Bryan	Gulf Coast	10.700 6T	9.600 10	9.600 10	8.800 13T	9.900 9	9.000 6	57.600 6
7	517	Joshua Acuna	FGTC	11.400 2	10.300 6	9.700 9	8.500 23T	11.000 2T	6.200 22	57.100 7
8	1518	Kj Myrthil	World Xtreme	10.600 8	7.400 28	10.100 6	9.600 2	10.100 6	8.000 14	55.800 8
9	402	Alex Del Campo	Desert	9.700 18T	10.600 4	8.800 19	8.900 11T	9.000 18	8.600 10T	55.600 9
10	620	Roman Marshall	Gulf Coast	10.100 12T	9.800 9	9.000 15T	9.000 9T	9.500 14	7.800 15T	55.200 10
11	270	Kejuan Pettis	Cahoy's	9.100 24	8.200 23	10.300 4T	8.700 16T	9.600 11T	8.900 7	54.800 11
12	1205	Nathan Underhill	Salto-WI	11.100 4	9.200 13	9.300 13T	9.100 7T	7.300 28T	8.700 9	54.700 12
13T	1204	Alexander Kob	Salto-WI	10.100 12T	8.600 16T	9.000 15*	9.100 7T	8.800 19	8.300 12	53.900 13T
13T	1447	Matthew Tava	USGDC-NJ	9.800 16T	8.900 15	9.000 15*	9.200 6	9.200 16T	7.800 15T	53.900 13T
15T	1448	Xavier Desai	USGDC-NJ	9.400 22*	9.400 11T	10.900 2	7.600 32	7.800 25	8.200 13	53.300 15T
15T	1261	Hammet Lear	Seattle-CC	9.400 22*	8.400 21T	8.600 20T	8.700 16T	9.600 11T	8.600 10T	53.300 15T
17	1360	Jonathan Koo	Tech	9.700 18T	9.400 11T	8.200 26T	8.600 20T	9.300 15	7.500 18	52.700 17
18	516	Nicolas Juarez-Pong	FGTC	10.700 6T	8.400 21T	9.400 11T	8.800 13T	10.000 7T	5.200 27	52.500 18
19	1200	GianPaul Gambatese	Salto-WI	9.900 15	7.100 31	9.000 15T	9.300 5	9.700 10	7.100 21	52.100 19
20	386	Cole Miller	Denali	10.000 14	7.200 30	10.000 7	8.000 29T	9.200 16T	7.200 19T	51.600 20
21	1473	Antonio Wong	Univ Baja	8.100 27T	10.000 8	8.400 22	8.400 25	9.600 11T	5.900 23	50.400 21
22	876	Joshua Dvoranchik	Lakers	8.200 26	8.000 25	8.000 28	7.900 31	8.400 22	9.400 5	49.900 22
23	1201	Anthony Ruscheinsky	Salto-WI	9.700 18T	7.900 26	9.300 13T	8.900 11T	7.400 27	5.800 24	49.000 23
24	1072	Zachary Miller	OOA	8.000 29T	8.500 18T	7.000 31T	8.500 23T	8.600 20T	7.800 15T	48.400 24

2018 BlackJack National

Meet Results







Feb 16-18, 2018

Page: 2

Printed: 2/16/2018 9:23 PM

Men / 71 / 10,11

Session: 3C

Rank	Num	Name	Gym							AA
25	1471	Sergio Arce	Univ Baja	9.800 16T	9.000 14	8.200 26T	8.200 26	8.600 20T	4.000 28T	47.800 25
26	1470	Miguel Guerrero	Univ Baja	10.300 10	8.500 18T	8.300 23T	8.100 27T	8.100 23T	4.000 28T	47.300 26
27	1474	Gerzon Solis	Univ Baja	9.500 21	8.600 16T	8.600 20T	8.700 16T	7.600 26	4.000 28T	47.000 27
28	1361	Joshua Waibel	Tech	8.600 25	7.300 29	8.300 23T	8.700 16T	8.100 23T	5.700 25	46.700 28
29	672	Benaiah Schnurstein	Gym Unlimit-CA	8.100 27T	8.100 24	8.300 23T	8.600 20T	7.300 28T	5.500 26	45.900 29
30	1145	Carl Bitney	Roots	8.000 29T	6.600 32	7.000 31T	8.800 13T	7.200 31T	7.200 19T	44.800 30
31T	646	Jacob Revels	Gym Nevada	7.200 32	8.500 18T	7.300 29*	8.000 29T	7.200 31T	4.000 28*	42.200 31T
31T	1472	Isaac Marmoleho	Univ Baja	8.000 29T	7.500 27	7.300 29*	8.100 27T	7.300 28T	4.000 28*	42.200 31T

2018 BlackJack National

Meet Results

Feb 16-18, 2018

Page: 1
Printed: 2/16/2018 9:23 PM

Men / 71 / 12+

Session: 3C

Judge's Signatures

Rank	Num	Name	Gym							AA
1	520	Justo Cruz	FGTC	9.300 9	10.000 1	9.600 3T	9.400 2	10.100 1	7.500 9	55.900 1
2	576	Derric Concepcion	Genesis	10.500 1	8.900 10T	8.200 16T	9.200 3	9.300 5T	8.800 1	54.900 2
3	1452	Luke Laterza	USGDC-NJ	8.100 15T	9.600 3	9.800 1T	8.500 15T	9.300 5T	8.300 5	53.600 3
4	590	Parker Page	Go For It	9.400 7T	9.000 7T	9.300 7	9.100 4	9.500 4	7.100 12T	53.400 4
5	272	Alec Rhoades	Cahoy's	8.300 13T	9.700 2	9.800 1T	8.600 13T	9.000 7T	7.800 7	53.200 5
6	589	Jaxson Moore	Go For It	9.500 5T	9.100 6	8.700 10	9.600 1	8.200 13T	7.600 8	52.700 6
7	1449	Thomas Kornfeld	USGDC-NJ	8.800 10	6.700 22	9.500 6	8.700 12	9.700 3	8.400 3T	51.800 7
8	518	Riley Santamaria	FGTC	10.000 2	8.000 17T	7.100 24	8.900 7T	9.000 7T	8.500 2	51.500 8
9	673	Logan Ladd	Gym Unlimit-CA	8.400 11T	8.000 17T	9.600 3T	9.000 5T	7.600 19	8.400 3T	51.000 9
10T	1207	Andrew Swope	Salto-WI	7.000 19T	8.900 10*	9.600 3T	8.500 15T	9.800 2	6.600 14T	50.400 10T
10T	1262	Shay Meseck-Shick	Seattle-CC	9.500 5T	8.900 10*	8.400 12T	9.000 5T	7.500 20	7.100 12T	50.400 10T
12	969	Joey Jacroux	Metropolitan-WA	9.400 7T	9.200 4T	8.100 18T	8.800 9T	8.300 12	6.100 18	49.900 12
13	1263	Benjamin Leonardo	Seattle-CC	9.600 4	8.200 16	8.300 15	8.900 7T	8.700 9T	5.400 20	49.100 13
14	1453	Christopher Tava	USGDC-NJ	8.000 17	8.000 17T	9.100 8	8.800 9T	7.700 17T	7.400 10T	49.000 14
15	1146	Silas Savoia	Roots	8.300 13T	9.200 4T	8.100 18T	8.500 15T	7.700 17T	6.600 14T	48.400 15
16	970	Charles Rogan	Metropolitan-WA	6.000 24	8.600 14	8.500 11	8.500 15T	8.700 9T	7.900 6	48.200 16
17	972	Owen Nowak	Metropolitan-WA	8.100 15T	8.400 15	8.400 12T	8.600 13T	7.900 16	6.500 16	47.900 17
18T	1147	Otis Aiello	Roots	9.900 3	7.200 21	7.400 23	7.900 24	7.200 21	7.400 10T	47.000 18T
18T	271	Jacob Wagner	Cahoy's	7.700 18	9.000 7T	9.000 9	8.200 22	6.800 24	6.300 17	47.000 18T
20	971	Mason Schuller	Metropolitan-WA	6.800 21	9.000 7T	8.400 12T	8.400 20T	7.100 22T	5.600 19	45.300 20
21	973	Samuel Pennington	Metropolitan-WA	8.400 11T	6.100 23	8.200 16T	8.400 20T	8.200 13T	5.100 21	44.400 21
22	647	Joshua Luis	Gym Nevada	6.100 23	8.700 13	7.600 22	8.800 9T	8.400 11	4.600 22	44.200 22
23	674	Zachary Tos	Gym Unlimit-CA	7.000 19T	7.600 20	8.000 20T	8.500 15T	8.100 15	4.200 24	43.400 23
24	974	Lucas Vorkoper	Metropolitan-WA	6.400 22	5.300 24	8.000 20T	8.000 23	7.100 22T	4.500 23	39.300 24

2018 BlackJack National

Meet Results







Feb 16-18, 2018

Page: 1
Printed: 2/16/2018 9:23 PM

Men / 72 / 10,11

Session: 3C

Judge's Signatures

Rank	Num	Name	Gym							AA
1	286	Mattias Radke	Calgary	9.200 1	9.400 1	8.400 1	8.800 2	9.200 1	8.500 1	53.500 1
2	285	Theo Freeman	Calgary	7.600 4	8.600 2	8.200 2	8.900 1	8.800 2	7.700 2	49.800 2
3	287	Koen Keller	Calgary	8.700 2T	7.500 4	7.600 4	8.300 4	8.600 3	5.000 3	45.700 3
4	1451	Colin Tiwar	USGDC-NJ	8.700 2T	8.000 3	7.800 3	8.700 3	7.300 4	4.000 4	44.500 4

2018 BlackJack National

Meet Results







Feb 16-18, 2018

Page: 1
Printed: 2/16/2018 9:23 PM

Men / 72 / 12+

Session: 3C







Judge's Signatures

Rank	Num	Name	Gym							AA
1	408	Ian King	Durango	7.800 1	6.500 2	7.400 2	8.200 1	8.700 1	0.000 OT	38.600 1
2	1450	Aaron Lerner	USGDC-NJ	0.000 2	7.600 1	8.300 1	7.300 2	7.100 2	0.000 OT	30.300 2

2018 BlackJack National

Team Results

Feb 16-18, 2018

Rank	Gym	Team	Score						
1	Salto-WI	*	182.900	33.100 1	32.100 1	29.800 2	27.900 1	31.000 2	29.000 1
2	FGTC	*	169.900	32.100 2	28.700 2	28.700 4	27.100 2	31.100 1	22.200 4
3	USGDC-NJ	*	165.900	28.000 5	27.900 3	30.200 1	26.700 3	28.200 3	24.900 2
4	Cahoy's	*	155.000	25.100 9	26.900 5	29.100 3	25.500 8	25.400 7	23.000 3
5	Seattle-CC	*	152.800	28.500 4	25.500 7T	25.300 6T	26.600 4	25.800 6	21.100 8
6	Metropolitan-WA	*	149.600	25.900 7	26.800 6	25.300 6T	25.900 7	25.200 8	20.500 9
7	Calgary	*	149.000	25.500 8	25.500 7T	24.200 9	26.000 6	26.600 4	21.200 6T
8	Univ Baja	*	148.000	29.600 3	27.600 4	25.300 6T	25.300 9	26.300 5	13.900 13
9	Gym Unlimit-CA	*	140.300	23.500 10	23.700 9	25.900 5	26.100 5	23.000 9	18.100 10
10	Roots	*	140.200	26.200 6	23.000 10	22.500 10	25.200 10	22.100 11	21.200 6T