

# 2018 BlackJack National

## Meet Results

Feb 16-18, 2018

Page: 1

Printed: 2/17/2018 3:36 PM

Men / 10 / 15-16

Session: 5S

Judge's Signatures

| Rank | Num  | Name                | Gym          |  |  |  |  |  |  | AA           |
|------|------|---------------------|--------------|---|---|--|---|---|---|--------------|
| 1    | 73   | Matthew Romalia     | 5280-So      | 12.950<br>1   | 11.400<br>6T  | 12.700<br>5  | 13.650<br>3T  | 13.000<br>1   | 11.750<br>5T  | 75.450<br>1  |
| 2    | 1433 | Cannon Johnson      | USGDC-NJ     | 12.600<br>5   | 11.950<br>4   | 12.900<br>1T   | 13.950<br>2   | 12.200<br>9T  | 11.100<br>14T   | 74.700<br>2  |
| 3    | 883  | Rithik Puri         | Lakeshore    | 12.100<br>14  | 11.350<br>8T  | 12.750<br>4  | 13.650<br>3T  | 12.700<br>2   | 12.000<br>3   | 74.550<br>3  |
| 4    | 882  | Cody Troha          | Lakeshore    | 12.200<br>10T   | 10.800<br>11T   | 12.900<br>1T   | 12.800<br>12  | 12.650<br>3   | 10.300<br>23  | 71.650<br>4  |
| 5    | 381  | Andrew Layman       | Denali       | 12.800<br>2   | 9.700<br>15   | 11.700<br>10   | 12.900<br>10T   | 12.550<br>5   | 11.450<br>9   | 71.100<br>5  |
| 6    | 992  | Christopher Read    | Michigan     | 12.000<br>15T   | 11.400<br>6T  | 11.000<br>21T  | 12.900<br>10T   | 11.700<br>17  | 11.750<br>5T  | 70.750<br>6  |
| 7    | 886  | Sebastian Ingersoll | Lakeshore    | 12.700<br>3T  | 9.650<br>16T  | 11.150<br>19T  | 13.450<br>6   | 12.400<br>7   | 11.100<br>14T   | 70.450<br>7  |
| 8    | 74   | Ryan Herrmann       | 5280-So      | 12.000<br>15T   | 11.600<br>5   | 11.550<br>11T  | 11.500<br>18T   | 12.000<br>13T   | 11.300<br>12  | 69.950<br>8  |
| 9    | 1432 | Felipe Palacio      | USGDC-NJ     | 12.200<br>10T   | 10.800<br>11T   | 11.400<br>13   | 11.500<br>18T   | 12.500<br>6   | 11.400<br>10  | 69.800<br>9  |
| 10   | 990  | Ari Bekker          | Michigan     | 12.700<br>3T  | 8.800<br>20   | 12.200<br>8  | 13.050<br>8   | 11.150<br>19T   | 11.550<br>7   | 69.450<br>10 |
| 11   | 1499 | Martin Griffin      | World Xtreme | 10.550<br>27  | 10.950<br>10  | 11.150<br>19T  | 13.250<br>7   | 12.200<br>9T  | 10.950<br>17  | 69.050<br>11 |
| 12   | 888  | Alexander Gaber     | Lakeshore    | 11.900<br>19T   | 11.350<br>8T  | 12.000<br>9  | 11.450<br>20  | 11.500<br>18  | 10.600<br>19  | 68.800<br>12 |
| 13   | 1498 | Ajani Turner        | World Xtreme | 12.200<br>10T   | 8.050<br>22   | 12.500<br>7  | 12.350<br>14  | 12.350<br>8   | 11.200<br>13  | 68.650<br>13 |
| 14   | 1399 | Dj Brown            | Triumph      | 12.550<br>6   | 10.350<br>13  | 11.300<br>14T  | 11.800<br>17  | 12.100<br>12  | 10.400<br>22  | 68.500<br>14 |
| 15   | 1501 | Jakarie Williams    | World Xtreme | 12.350<br>9   | 7.300<br>26   | 11.300<br>14T  | 13.000<br>9   | 12.000<br>13T   | 11.900<br>4   | 67.850<br>15 |
| 16   | 1461 | Alejandro Hernandez | Univ Baja    | 12.450<br>8   | 7.850<br>24   | 11.550<br>11T  | 12.100<br>16  | 11.100<br>21  | 11.350<br>11  | 66.400<br>16 |
| 17   | 651  | Grant Baucom        | Gym Spot     | 11.900<br>19T   | 7.450<br>25   | 11.200<br>18   | 11.400<br>21  | 12.150<br>11  | 11.500<br>8   | 65.600<br>17 |
| 18   | 1371 | Savion Perea        | Technique    | 11.650<br>22  | 8.900<br>19   | 11.300<br>14T  | 10.600<br>26  | 11.000<br>22  | 10.800<br>18  | 64.250<br>18 |
| 19   | 1462 | Enoc Rodelo         | Univ Baja    | 11.450<br>23  | 6.750<br>27   | 11.250<br>17   | 12.600<br>13  | 10.350<br>24  | 10.550<br>20T   | 62.950<br>19 |
| 20   | 1398 | Richard Bradley     | Triumph      | 11.200<br>24  | 10.150<br>14  | 9.500<br>25  | 10.800<br>25  | 11.150<br>19T   | 9.700<br>24   | 62.500<br>20 |
| 21   | 885  | Lais Najjar         | Lakeshore    | 11.750<br>21  | 12.600<br>2   | 0.000<br>27T   | 13.550<br>5   | 12.600<br>4   | 11.000<br>16  | 61.500<br>21 |
| 22   | 1502 | Joshua Niedbalski   | World Xtreme | 10.950<br>26  | 7.950<br>23   | 9.800<br>24  | 11.200<br>23  | 10.600<br>23  | 10.550<br>20T   | 61.050<br>22 |
| 23   | 884  | Maksim Farkhadau    | Lakeshore    | 11.150<br>25  | 12.200<br>3   | 12.850<br>3  | 11.000<br>24  | 0.000<br>25T  | 12.500<br>1   | 59.700<br>23 |
| 24   | 1400 | Max Dyke            | Triumph      | 12.000<br>15T   | 8.250<br>21   | 11.000<br>21T  | 0.000<br>27T  | 11.950<br>15  | 8.950<br>25   | 52.150<br>24 |

# 2018 BlackJack National

## Meet Results







Feb 16-18, 2018

Page: 2

Printed: 2/17/2018 3:36 PM

Men / 10 / 15-16

Session: 5S

| Rank | Num  | Name         | Gym       |  |  |  |  |  |  | AA           |
|------|------|--------------|-----------|---|---|--|---|---|---|--------------|
| 25   | 1318 | Mark Berlaga | Stanford  | 12.500<br>7   | 9.100<br>18   | 12.550<br>6  | 0.000<br>27T  | 11.800<br>16  | 0.000<br>26T  | 45.950<br>25 |
| 26   | 1317 | Dyson Adsit  | Stanford  | 12.000<br>15T   | 5.850<br>28   | 10.800<br>23   | 11.350<br>22  | 0.000<br>25T  | 0.000<br>26T  | 40.000<br>26 |
| 27   | 887  | Evan Ng      | Lakeshore | 12.150<br>13  | 12.700<br>1   | 0.000<br>27T   | 14.000<br>1   | 0.000<br>25T  | 0.000<br>26T  | 38.850<br>27 |
| 28   | 991  | Brian Hosmer | Michigan  | 0.000<br>28T  | 0.000<br>29   | 8.500<br>26  | 12.200<br>15  | 0.000<br>25T  | 12.050<br>2   | 32.750<br>28 |
| 29   | 75   | Ben Roesener | 5280-So   | 0.000<br>28T  | 9.650<br>16T  | 0.000<br>27T   | 0.000<br>27T  | 0.000<br>25T  | 0.000<br>26T  | 9.650<br>29  |

# 2018 BlackJack National

## Meet Results

Feb 16-18, 2018







Page: 1

Printed: 2/17/2018 3:36 PM

Men / 10 / 17-19

Session: 5S







Judge's Signatures

| Rank | Num  | Name                | Gym          |  |  |  |  |  |  | AA           |
|------|------|---------------------|--------------|---|---|--|---|---|---|--------------|
| 1    | 1437 | Michael Moran       | USGDC-NJ     | 13.700<br>1   | 12.500<br>1   | 12.750<br>3  | 14.300<br>1T  | 11.700<br>10  | 12.200<br>2   | 77.150<br>1  |
| 2    | 1539 | Sam Roach           | YellJack     | 12.300<br>7T  | 11.300<br>5   | 13.300<br>1T   | 13.200<br>4T  | 13.250<br>1   | 11.850<br>6   | 75.200<br>2  |
| 3    | 1438 | Henry Greene        | USGDC-NJ     | 12.450<br>5   | 11.850<br>4   | 12.300<br>6  | 13.200<br>4T  | 12.450<br>5   | 11.200<br>9   | 73.450<br>3  |
| 4    | 76   | Jake Sawyer         | 5280-So      | 11.850<br>12  | 12.300<br>2   | 12.500<br>4  | 12.300<br>13  | 12.400<br>6   | 11.900<br>5   | 73.250<br>4  |
| 5    | 1436 | Dylan Kolak         | USGDC-NJ     | 13.100<br>2   | 11.100<br>7   | 10.000<br>19   | 14.300<br>1T  | 12.250<br>7   | 12.400<br>1   | 73.150<br>5  |
| 6    | 1301 | Nick Smiley         | St. Charles  | 12.900<br>3   | 8.250<br>18   | 13.300<br>1T   | 12.900<br>7T  | 13.200<br>2   | 12.150<br>3   | 72.700<br>6  |
| 7    | 1540 | Jimmy Mitchell      | YellJack     | 12.300<br>7T  | 10.200<br>11  | 11.350<br>12T  | 13.450<br>3   | 12.700<br>3T  | 12.000<br>4   | 72.000<br>7  |
| 8    | 1375 | Jared Danek         | Technique    | 12.300<br>7T  | 12.200<br>3   | 11.600<br>11   | 13.150<br>6   | 10.600<br>17  | 11.050<br>12  | 70.900<br>8  |
| 9    | 1374 | Sebastian Abedi     | Technique    | 11.650<br>14  | 11.150<br>6   | 12.400<br>5  | 12.900<br>7T  | 10.350<br>18  | 11.600<br>7   | 70.050<br>9  |
| 10   | 1299 | Connor Schrepferman | St. Charles  | 12.600<br>4   | 10.550<br>9   | 11.750<br>9  | 12.100<br>15  | 11.500<br>12T   | 11.150<br>10  | 69.650<br>10 |
| 11   | 1435 | Rohan Kansagra      | USGDC-NJ     | 12.350<br>6   | 9.650<br>13   | 11.700<br>10   | 12.400<br>12  | 12.700<br>3T  | 10.800<br>14  | 69.600<br>11 |
| 12   | 128  | Jake Mitchell       | Apollo       | 11.950<br>10  | 10.400<br>10  | 11.350<br>12T  | 12.750<br>9   | 12.050<br>8   | 11.000<br>13  | 69.500<br>12 |
| 13   | 993  | William Smith       | Michigan     | 11.400<br>15  | 9.450<br>15   | 12.000<br>8  | 12.250<br>14  | 11.900<br>9   | 11.450<br>8   | 68.450<br>13 |
| 14   | 1401 | Samuel Forsline     | Triumph      | 11.100<br>18  | 10.600<br>8   | 11.000<br>15   | 12.600<br>10  | 11.650<br>11  | 10.650<br>15T   | 67.600<br>14 |
| 15   | 994  | Casey Wentland      | Michigan     | 11.900<br>11  | 10.000<br>12  | 12.100<br>7  | 10.600<br>18  | 11.450<br>14  | 10.450<br>18  | 66.500<br>15 |
| 16   | 1319 | Sawyer Giampa       | Stanford     | 11.700<br>13  | 7.750<br>19   | 11.200<br>14   | 11.700<br>16  | 11.250<br>16  | 10.650<br>15T   | 64.250<br>16 |
| 17   | 1373 | Tyler Cerezo        | Technique    | 10.800<br>19  | 9.600<br>14   | 10.600<br>16   | 12.450<br>11  | 10.000<br>19  | 10.000<br>19  | 63.450<br>17 |
| 18   | 1300 | Aidan Quinn         | St. Charles  | 11.200<br>16  | 9.100<br>16   | 10.050<br>18   | 10.500<br>19  | 11.350<br>15  | 11.100<br>11  | 63.300<br>18 |
| 19   | 1503 | Devin Head          | World Xtreme | 11.150<br>17  | 8.450<br>17   | 10.300<br>17   | 10.900<br>17  | 11.500<br>12T   | 10.550<br>17  | 62.850<br>19 |

# 2018 BlackJack National

## Team Results

Feb 16-18, 2018

| Rank | Gym          | Team | Score   |  |  |  |  |  |  |
|------|--------------|------|---------|---|--|---|---|---|---|
| 1    | USGDC-NJ     | *    | 229.850 | 39.400<br>1   | 36.300<br>2  | 37.950<br>2   | 42.550<br>1   | 37.650<br>2   | 36.000<br>1   |
| 2    | Lakeshore    | *    | 227.800 | 37.050<br>2   | 37.500<br>1  | 38.500<br>1   | 41.200<br>2   | 37.950<br>1   | 35.600<br>2   |
| 3    | 5280-So      | *    | 218.650 | 36.800<br>3   | 35.300<br>3  | 36.750<br>3   | 37.450<br>6   | 37.400<br>3   | 34.950<br>4   |
| 4    | Michigan     | *    | 212.350 | 36.600<br>5   | 30.850<br>6  | 36.300<br>4   | 38.200<br>5   | 35.050<br>7   | 35.350<br>3   |
| 5    | Technique    | *    | 207.750 | 35.600<br>9   | 32.950<br>4  | 35.300<br>5   | 38.500<br>4   | 31.950<br>8   | 33.450<br>7   |
| 6    | World Xtreme | *    | 207.300 | 35.700<br>8   | 27.450<br>8  | 34.950<br>7   | 38.600<br>3   | 36.550<br>4   | 34.050<br>6   |
| 7    | St. Charles  | *    | 205.650 | 36.700<br>4   | 27.900<br>7  | 35.100<br>6   | 35.500<br>7   | 36.050<br>5   | 34.400<br>5   |
| 8    | Triumph      | *    | 201.800 | 35.750<br>7   | 31.100<br>5  | 33.300<br>9   | 35.200<br>8   | 35.700<br>6   | 30.750<br>8   |
| 9    | Stanford     | *    | 150.200 | 36.200<br>6   | 22.700<br>9  | 34.550<br>8   | 23.050<br>11  | 23.050<br>10  | 10.650<br>14  |