

# 2018 BlackJack National

## Meet Results

Feb 16-18, 2018

Page: 1  
Printed: 2/18/2018 11:08 AM

Men / 9 / 13-14

Session: 6D

Judge's Signatures

| Rank | Num  | Name             | Gym           |  |  |  |  |  |  | AA            |
|------|------|------------------|---------------|---|---|--|---|---|---|---------------|
| 1    | 1431 | Ryan Jacobs      | USGDC-NJ      | 13.000<br>2T  | 10.250<br>14  | 11.650<br>2  | 13.000<br>1   | 12.500<br>2T  | 10.550<br>28  | 70.950<br>1   |
| 2    | 649  | David Grossman   | Gym Spot      | 12.600<br>6T  | 10.050<br>16  | 11.800<br>1  | 11.700<br>5T  | 12.350<br>4   | 11.600<br>5   | 70.100<br>2   |
| 3    | 233  | Benjamin Valak   | Buffalo Grove | 13.150<br>1   | 10.300<br>12T   | 11.350<br>8T   | 11.300<br>15T   | 11.700<br>15  | 11.450<br>6   | 69.250<br>3   |
| 4    | 1428 | Sabastian Gordon | USGDC-NJ      | 12.400<br>11T   | 9.750<br>20T  | 11.350<br>8T   | 10.550<br>34  | 12.300<br>5   | 12.350<br>2   | 68.700<br>4   |
| 5    | 871  | Colby Prince     | LaFleurs TA   | 11.550<br>29T   | 10.750<br>6   | 11.300<br>11   | 10.700<br>29  | 11.650<br>16  | 12.400<br>1   | 68.350<br>5   |
| 6    | 742  | Connor Micklos   | Gymstrada     | 12.100<br>17T   | 9.750<br>20T  | 11.600<br>3T   | 11.800<br>4   | 12.150<br>7   | 10.800<br>20T   | 68.200<br>6   |
| 7    | 738  | Elliot Foster    | Gymstrada     | 12.250<br>14T   | 10.800<br>5   | 11.350<br>8T   | 11.050<br>23  | 12.500<br>2T  | 10.200<br>29T   | 68.150<br>7   |
| 8    | 739  | Maddox Pabellon  | Gymstrada     | 12.500<br>8T  | 11.350<br>1   | 9.950<br>26T   | 11.300<br>15T   | 11.800<br>13  | 10.950<br>19  | 67.850<br>8   |
| 9    | 1022 | Sean Desmarais   | New England   | 11.550<br>29T   | 10.350<br>10T   | 11.200<br>12   | 11.400<br>12T   | 12.000<br>8   | 11.200<br>12T   | 67.700<br>9   |
| 10   | 263  | John Wear        | Cahoy's       | 12.200<br>16  | 11.000<br>4   | 10.300<br>23   | 11.700<br>5T  | 11.200<br>21T   | 11.200<br>12T   | 67.600<br>10  |
| 11   | 484  | Zachary Snyder   | Eyas          | 12.250<br>14T   | 11.100<br>2   | 11.050<br>14   | 11.600<br>8T  | 12.700<br>1   | 8.500<br>38   | 67.200<br>11  |
| 12   | 456  | Yamil Gonzalez   | Ensenada      | 11.000<br>34T   | 11.050<br>3   | 11.400<br>7  | 12.300<br>3   | 9.350<br>38   | 11.700<br>3   | 66.800<br>12  |
| 13   | 290  | Brendan Strom    | PlatinumCA    | 13.000<br>2T  | 10.000<br>17  | 10.650<br>17T  | 11.300<br>15T   | 10.350<br>34  | 11.350<br>10  | 66.650<br>13  |
| 14   | 230  | Kian Sullivan    | Buffalo Grove | 9.800<br>39   | 10.550<br>8   | 11.100<br>13   | 11.000<br>24T   | 11.900<br>9T  | 11.650<br>4   | 66.000<br>14  |
| 15   | 232  | Tai Gopaul       | Buffalo Grove | 12.300<br>13  | 10.700<br>7   | 10.550<br>20   | 12.900<br>2   | 9.000<br>39   | 10.200<br>29T   | 65.650<br>15  |
| 16   | 1289 | Nathanael Davies | Sportsplex    | 12.750<br>5   | 10.500<br>9   | 9.350<br>32  | 10.850<br>27  | 11.350<br>20  | 10.750<br>24T   | 65.550<br>16  |
| 17T  | 1096 | Joshua Berman    | Paragon       | 12.600<br>6T  | 6.750<br>35T  | 11.450<br>6  | 11.250<br>19T   | 11.900<br>9T  | 11.400<br>7T  | 65.350<br>17T |
| 17T  | 229  | John Pirone      | Buffalo Grove | 12.100<br>17T   | 8.200<br>32   | 10.800<br>15   | 11.350<br>14  | 11.750<br>14  | 11.150<br>15T   | 65.350<br>17T |
| 19   | 1288 | Randy Nichols    | Sportsplex    | 12.500<br>8T  | 10.300<br>12T   | 8.350<br>40  | 11.500<br>10  | 10.600<br>30  | 11.250<br>11  | 64.500<br>19  |
| 20T  | 911  | Josef Motoki     | MGA           | 11.900<br>23T   | 8.250<br>31   | 11.550<br>5  | 11.300<br>15T   | 11.900<br>9T  | 9.500<br>34T  | 64.400<br>20T |
| 20T  | 1430 | Alex Achmiz      | USGDC-NJ      | 11.000<br>34T   | 9.850<br>18   | 10.450<br>21T  | 11.700<br>5T  | 11.200<br>21T   | 10.200<br>29T   | 64.400<br>20T |
| 22   | 988  | Max Mustaine     | Michigan      | 11.950<br>21T   | 8.550<br>30   | 9.600<br>30  | 11.250<br>19T   | 11.850<br>12  | 10.800<br>20T   | 64.000<br>22  |
| 23   | 1021 | Dillon Campbell  | New England   | 12.400<br>11T   | 9.300<br>26   | 9.000<br>38  | 11.450<br>11  | 10.950<br>25  | 10.750<br>24T   | 63.850<br>23  |
| 24   | 94   | Liam Halcomb     | Accel         | 11.850<br>25T   | 9.550<br>23   | 9.300<br>33T   | 10.600<br>31T   | 11.100<br>23  | 11.100<br>17  | 63.500<br>24  |

# 2018 BlackJack National

## Meet Results







Feb 16-18, 2018

Page: 2

Printed: 2/18/2018 11:08 AM

Men / 9 / 13-14

Session: 6D

| Rank | Num  | Name               | Gym             |  |  |  |  |  |  | AA           |
|------|------|--------------------|-----------------|---|---|--|---|---|---|--------------|
| 25   | 1020 | Mackenson Domerson | New England     | 11.950<br>21T   | 9.800<br>19   | 10.650<br>17T  | 10.250<br>38  | 10.050<br>37  | 10.600<br>27  | 63.300<br>25 |
| 26   | 1135 | Clayton Staunton   | Ridgewood       | 12.100<br>17T   | 8.750<br>28T  | 9.150<br>36T   | 11.400<br>12T   | 11.000<br>24  | 10.800<br>20T   | 63.200<br>26 |
| 27   | 1019 | Noah Viera         | New England     | 11.900<br>23T   | 10.350<br>10T   | 10.450<br>21T  | 11.000<br>24T   | 10.300<br>35T   | 9.000<br>37   | 63.000<br>27 |
| 28   | 615  | Brandon Araya      | Gulf Coast      | 12.000<br>20  | 7.400<br>34   | 9.900<br>28  | 10.750<br>28  | 11.500<br>18  | 11.400<br>7T  | 62.950<br>28 |
| 29   | 291  | Jake Dickey        | PlatinumCA      | 12.800<br>4   | 9.500<br>24T  | 9.200<br>35  | 10.600<br>31T   | 10.650<br>28T   | 10.050<br>32  | 62.800<br>29 |
| 30   | 104  | Mitchell Pierce    | Acrotex CP      | 10.800<br>37  | 9.700<br>22   | 9.300<br>33T   | 11.100<br>22  | 10.650<br>28T   | 10.800<br>20T   | 62.350<br>30 |
| 31   | 485  | Paul Greer         | Eyas            | 11.350<br>33  | 8.750<br>28T  | 9.400<br>31  | 10.650<br>30  | 11.400<br>19  | 10.700<br>26  | 62.250<br>31 |
| 32   | 329  | Jack Lakis         | Cartersville    | 11.600<br>28  | 9.200<br>27   | 10.650<br>17T  | 11.200<br>21  | 10.550<br>31  | 8.300<br>39   | 61.500<br>32 |
| 33   | 788  | Matthew Birnhak    | Hotshots        | 11.550<br>29T   | 5.800<br>38   | 11.600<br>3T   | 10.350<br>37  | 10.700<br>27  | 11.200<br>12T   | 61.200<br>33 |
| 34   | 987  | Benjamin Schlack   | Michigan        | 11.850<br>25T   | 6.750<br>35T  | 10.150<br>25   | 10.600<br>31T   | 10.300<br>35T   | 11.400<br>7T  | 61.050<br>34 |
| 35   | 469  | Daniel Cho         | Eric Will's-Ca. | 10.300<br>38  | 9.500<br>24T  | 10.200<br>24   | 10.950<br>26  | 10.450<br>32T   | 9.500<br>34T  | 60.900<br>35 |
| 36   | 912  | Christopher Duane  | MGA             | 12.500<br>8T  | 6.500<br>37   | 9.650<br>29  | 11.600<br>8T  | 10.450<br>32T   | 9.950<br>33   | 60.650<br>36 |
| 37   | 262  | Michael Dose Jr.   | Cahoy's         | 11.800<br>27  | 7.750<br>33   | 8.900<br>39  | 10.450<br>35T   | 11.600<br>17  | 9.500<br>34T  | 60.000<br>37 |
| 38   | 536  | Kenneth Banks III  | Flip Force      | 11.500<br>32  | 4.850<br>39   | 9.150<br>36T   | 10.450<br>35T   | 10.750<br>26  | 11.050<br>18  | 57.750<br>38 |
| 39   | 740  | Zachary Granados   | Gymstrada       | 0.000<br>40   | 10.200<br>15  | 10.750<br>16   | 0.000<br>40   | 12.250<br>6   | 11.150<br>15T   | 44.350<br>39 |
| 40   | 455  | Paul Zarate        | Ensenada        | 11.000<br>34T   | 0.000<br>40   | 9.950<br>26T   | 9.800<br>39   | 0.000<br>40   | 0.000<br>40   | 30.750<br>40 |

# 2018 BlackJack National

## Meet Results







Feb 16-18, 2018

Page: 1  
Printed: 2/18/2018 11:08 AM

Men / 9 / 15+

Session: 6D







Judge's Signatures

| Rank | Num  | Name                   | Gym           |  |  |  |  |  |  | AA           |
|------|------|------------------------|---------------|---|---|--|---|---|---|--------------|
| 1    | 869  | Myles Thornton-Sherman | Kingdom       | 12.550<br>1   | 10.300<br>2   | 10.250<br>3  | 11.900<br>1   | 11.150<br>3   | 10.550<br>3   | 66.700<br>1  |
| 2    | 790  | Christopher Colucci    | Hotshots      | 11.700<br>7T  | 9.800<br>4  | 11.200<br>1  | 11.600<br>2   | 11.800<br>1   | 10.200<br>5T  | 66.300<br>2  |
| 3    | 1023 | Timothy Dinsdale       | New England   | 11.800<br>5   | 9.600<br>5  | 10.600<br>2  | 11.150<br>8T  | 10.650<br>5   | 10.750<br>2   | 64.550<br>3  |
| 4    | 995  | Seth Saxena            | Monmouth      | 10.850<br>11  | 10.600<br>1   | 8.950<br>10  | 11.500<br>3   | 11.250<br>2   | 10.900<br>1   | 64.050<br>4  |
| 5    | 524  | Hayden Link            | Flames-AZ     | 11.700<br>7T  | 10.150<br>3   | 9.650<br>6   | 10.600<br>11  | 10.350<br>8T  | 10.100<br>7   | 62.550<br>5  |
| 6    | 294  | Zachary Bowman         | PlatinumCA    | 11.750<br>6   | 9.350<br>6  | 9.350<br>7   | 11.300<br>5   | 9.700<br>12   | 10.200<br>5T  | 61.650<br>6  |
| 7    | 95   | Marat Tom              | Accel         | 12.000<br>4   | 6.900<br>11   | 8.800<br>11  | 11.450<br>4   | 10.500<br>7   | 10.250<br>4   | 59.900<br>7  |
| 8    | 267  | Dane Lavicky           | Cahoy's       | 12.500<br>2   | 8.450<br>8  | 9.100<br>9   | 11.150<br>8T  | 10.100<br>10  | 7.750<br>12   | 59.050<br>8  |
| 9    | 246  | Austin Robertson       | CGC Champions | 11.150<br>10  | 8.600<br>7  | 8.300<br>13  | 11.200<br>6T  | 9.950<br>11   | 9.000<br>10   | 58.200<br>9  |
| 10   | 266  | Jacob Stadjuhar        | Cahoy's       | 11.350<br>9   | 7.700<br>9  | 8.500<br>12  | 10.300<br>13  | 10.550<br>6   | 9.450<br>9  | 57.850<br>10 |
| 11   | 523  | Shawn Burner           | Flames-AZ     | 10.800<br>12  | 7.150<br>10   | 10.100<br>4  | 11.200<br>6T  | 9.650<br>13   | 8.500<br>11   | 57.400<br>11 |
| 12   | 522  | Carson Carruthers      | Flames-AZ     | 12.100<br>3   | 1.000<br>12   | 9.900<br>5   | 10.900<br>10  | 10.350<br>8T  | 10.000<br>8   | 54.250<br>12 |
| 13   | 313  | Gabriel Binning        | Capital-VA    | 0.000<br>13T  | 0.000<br>13T  | 9.200<br>8   | 10.450<br>12  | 11.100<br>4   | 0.000<br>13T  | 30.750<br>13 |
| 14   | 1208 | Sam Siguenza           | San Mateo     | 0.000<br>13T  | 0.000<br>13T  | 0.000<br>14  | 0.000<br>14   | 0.000<br>14   | 0.000<br>13T  | 0.000<br>14  |

# 2018 BlackJack National

## Team Results

Feb 16-18, 2018

| Rank | Gym           | Team | Score   |  |  |  |  |  |  |
|------|---------------|------|---------|---|--|---|---|---|---|
| 1    | Buffalo Grove | *    | 207.500 | 37.550<br>1T  | 31.550<br>2  | 33.250<br>3   | 35.550<br>1   | 35.350<br>3   | 34.250<br>1   |
| 2    | Gymstrada     | *    | 206.850 | 36.850<br>3   | 32.350<br>1  | 33.700<br>1   | 34.150<br>3   | 36.900<br>1   | 32.900<br>3   |
| 3    | USGDC-NJ      | *    | 204.050 | 36.400<br>5   | 29.850<br>4  | 33.450<br>2   | 35.250<br>2   | 36.000<br>2   | 33.100<br>2   |
| 4    | New England   | *    | 199.500 | 36.250<br>6   | 30.500<br>3  | 32.450<br>4   | 34.000<br>4   | 33.600<br>4   | 32.700<br>4   |
| 5    | PlatinumCA    | *    | 191.100 | 37.550<br>1T  | 28.850<br>5  | 29.200<br>6   | 33.200<br>6   | 30.700<br>6   | 31.600<br>5   |
| 6    | Cahoy's       | *    | 188.800 | 36.500<br>4   | 27.200<br>6  | 28.300<br>7   | 33.300<br>5   | 33.350<br>5   | 30.150<br>6   |
| 7    | Flames-AZ     | *    | 174.200 | 34.600<br>7   | 18.300<br>9  | 29.650<br>5   | 32.700<br>7   | 30.350<br>7   | 28.600<br>7   |