

2018 BlackJack National

Meet Results







Feb 16-18, 2018

Page: 1
Printed: 2/18/2018 10:47 AM

Men / 61 / 8-9

Session: 6H

Judge's Signatures

Rank	Num	Name	Gym							AA
1	892	Hayden Brown	Lakeshore	10.900 3T	11.200 1	10.700 3	8.800 11T	10.800 1	11.300 1	63.700 1
2	90	Hudson Schultz	5280-So	10.600 7	10.900 4	11.000 1	9.700 2T	10.600 3T	10.200 5	63.000 2
3	893	Maximus Kongabel	Lakeshore	10.900 3T	11.100 2T	10.400 4	8.900 9T	10.700 2	10.900 3	62.900 3
4	814	Aaron Fransisco Ibarra Osu	ISDE Sinaloa	11.200 1	10.500 6T	10.800 2	9.300 6T	9.900 10	11.000 2	62.700 4
5	89	Liam Gearity	5280-So	11.000 2	10.400 8T	10.100 7	9.500 5	10.200 7T	10.100 6	61.300 5
6	1422	Lucas Beltreschi	USG Leonia	10.700 5T	10.400 8T	10.200 6	9.600 4	10.200 7T	9.600 8T	60.700 6
7	894	Michael Sherman	Lakeshore	10.700 5T	11.100 2T	9.800 8T	9.300 6T	10.200 7T	9.500 10	60.600 7
8	895	Sid Strosberg	Lakeshore	10.500 8	10.500 6T	9.800 8T	9.100 8	10.600 3T	9.600 8T	60.100 8
9	966	Griffin Behnke	Metropolitan-WA	10.400 9	9.900 11	8.100 12	9.700 2T	10.400 5	10.500 4	59.000 9
10	723	Paxton Hansen	Gymcats	9.500 10	10.300 10	10.300 5	8.800 11T	10.300 6	9.300 11	58.500 10
11	967	Kaden Hayakawa	Metropolitan-WA	7.600 11	9.500 12	9.300 10	9.900 1	9.200 12	9.700 7	55.200 11
12	965	Leon Vorkoper	Metropolitan-WA	7.100 13	10.700 5	9.000 11	8.900 9T	8.100 13	8.000 13	51.800 12
13	378	Matthew Habeeb	Daggett	7.300 12	8.300 14	6.500 14	8.200 13	9.400 11	7.700 14	47.400 13
14	774	Sawyer Johnston	HGA	6.300 14	8.700 13	7.700 13	7.400 14	7.000 14	8.400 12	45.500 14

2018 BlackJack National

Meet Results







Feb 16-18, 2018

Page: 1
Printed: 2/18/2018 10:47 AM

Men / 61 / 10-11

Session: 6H

Judge's Signatures

Rank	Num	Name	Gym							AA
1	889	Vernon Cole	Lakeshore	10.800 3T	11.000 2	11.000 1	9.800 1	10.900 1	10.100 5T	63.600 1
2	1445	Owen Keating	USGDC-NJ	10.900 2	11.100 1	10.200 6	8.800 12T	10.300 4T	10.500 3	61.800 2
3	890	Victor Pavlov	Lakeshore	10.800 3T	10.800 3	9.800 8	9.300 3T	10.500 2	10.400 4	61.600 3
4	58	Robert Nieves	5280-So	10.500 6	10.400 4T	10.600 2	9.300 3T	10.100 8	10.600 2	61.500 4
5	928	Justin Park	MV-YMCA	10.300 7T	10.400 4T	10.400 3	8.900 10T	9.600 14T	10.000 7	59.600 5
6	813	Gael Rolando Rosale Valdez	ISDE Sinaloa	10.600 5	9.700 14T	9.200 13	8.900 10T	10.200 6T	9.600 10T	58.200 6
7	515	Ryan Cannings	FGTC	9.700 9T	10.100 11	9.700 9T	9.300 3T	10.400 3	8.000 18T	57.200 7
8	964	Aden Haury	Metropolitan-WA	9.300 14	10.300 8T	8.500 18	9.100 7	10.200 6T	9.700 9	57.100 8
9	1423	Alan Villavicencio	USG Leonia	8.800 16T	10.300 8T	10.300 4T	8.800 12T	9.600 14T	9.000 13T	56.800 9
10	721	Tyler Brooks	Gymcats	9.500 12T	10.400 4T	8.400 19	8.700 16T	9.600 14T	9.800 8	56.400 10
11T	513	Marco Ortiz	FGTC	8.800 16T	8.000 20	9.500 12	9.000 8T	10.300 4T	10.700 1	56.300 11T
11T	927	Axel Pierce	MV-YMCA	10.300 7T	9.700 14T	10.300 4T	8.800 12T	9.200 20	8.000 18T	56.300 11T
13	931	Finn Kearney	MV-YMCA	11.100 1	7.200 22	10.100 7	9.400 2	9.500 17T	8.800 15	56.100 13
14	929	Nathan Davies	MV-YMCA	9.500 12T	9.900 13	8.800 15T	8.500 20T	10.000 9	9.000 13T	55.700 14
15	376	Ethan Stack	Daggett	8.900 15	10.400 4T	9.100 14	8.600 18T	9.500 17T	8.600 16	55.100 15
16	1420	Emilio Branco	USG Leonia	9.700 9T	6.200 23	9.700 9T	9.000 8T	9.500 17T	10.100 5T	54.200 16
17	930	Jake Grisko	MV-YMCA	8.400 20	7.700 21	9.600 11	8.700 16T	9.900 10	8.000 18T	52.300 17
18	1444	Manuel Soriano	USGDC-NJ	8.500 18T	8.300 18	8.800 15T	8.500 20T	9.800 11	7.600 22	51.500 18
19	414	Daniel Fair	Dynamics MO	8.500 18T	10.000 12	8.800 15T	8.600 18T	7.000 23	8.100 17	51.000 19
20	812	Diego Blanco Beltran	ISDE Sinaloa	7.600 21	8.200 19	7.600 22	8.500 20T	9.700 12T	9.200 12	50.800 20
21	375	Colton Blanchard	Daggett	5.000 23	10.300 8T	8.100 20	8.800 12T	8.900 21	8.000 18T	49.100 21
22	963	Sean Hansford	Metropolitan-WA	6.000 22	9.200 17	7.700 21	8.400 23	8.000 22	9.600 10T	48.900 22
23	811	Carlos Daniel Arias Aispuro	ISDE Sinaloa	9.700 9T	9.300 16	0.000 23	9.200 6	9.700 12T	0.000 23	37.900 23

2018 BlackJack National

Meet Results







Feb 16-18, 2018

Page: 1
Printed: 2/18/2018 10:47 AM

Men / 61 / 12+

Session: 6H

Judge's Signatures

Rank	Num	Name	Gym							AA
1	933	David Soto	MV-YMCA	10.600 1	9.400 1T	10.600 1	9.100 1	10.300 1	9.400 2	59.400 1
2	722	Charlie Daines	Gymcats	9.400 4	8.300 6	10.200 2	9.000 2	10.000 2	9.200 3T	56.100 2
3	1421	Jordan Trimarchi	USG Leonia	9.800 3	9.000 4	8.900 3	8.400 5T	9.600 3	7.700 6T	53.400 3
4	932	Reinhardt Lotter	MV-YMCA	9.100 5	8.400 5	7.700 6	8.100 7	9.000 5	9.200 3T	51.500 4
5	415	Blake Tracy	Dynamics MO	9.900 2	9.400 1T	7.400 7	8.800 4	7.200 7	8.500 5	51.200 5
6	611	Christopher Park	Great Falls	7.200 6	9.300 3	7.800 5	8.400 5T	9.300 4	7.700 6T	49.700 6
7	1134	Tucker Benson	RCGA	6.000 7	4.800 7	8.300 4	8.900 3	8.900 6	9.500 1	46.400 7

2018 BlackJack National

Meet Results







Feb 16-18, 2018

Page: 1
Printed: 2/18/2018 10:47 AM

Men / 62 / 8-9

Session: 6H

Judge's Signatures

Rank	Num	Name	Gym							AA
1	775	Reidland Brown	HGA	9.100 1	7.700 3	8.200 1	7.800 3	9.000 1	8.700 1	50.500 1
2	1446	Robbie Sgueglia	USGDC-NJ	7.400 2	8.600 1	7.200 2	8.200 1T	8.200 3	7.500 3	47.100 2
3	64	Hayden Fons	5280-No	7.100 3	8.400 2	6.200 3	8.200 1T	8.700 2	8.200 2	46.800 3

2018 BlackJack National

Meet Results







Feb 16-18, 2018

Page: 1
Printed: 2/18/2018 10:47 AM

Men / 62 / 10-11

Session: 6H

Judge's Signatures

Rank	Num	Name	Gym							AA
1	1425	Andrew Margolin	USG Leonia	8.200 1	8.900 1	7.300 1	8.700 2T	8.800 1	8.400 1	50.300 1
2T	61	Dylan Reeb	5280-No	6.000 3	8.000 2	7.000 2*	8.900 1	8.400 2	7.500 2	45.800 2T
2T	1424	Evangelos Chambarry	USG Leonia	7.400 2	7.900 3	7.000 2*	8.100 5	8.100 4	7.300 3	45.800 2T
4	62	Kyle Bushman	5280-No	5.000 4T	7.600 4	6.800 4	8.700 2T	8.200 3	7.100 4	43.400 4
5	379	Porter Carroll	Daggett	5.000 4T	6.500 5	6.000 5	8.400 4	6.000 5	5.600 5	37.500 5

2018 BlackJack National

Meet Results







Feb 16-18, 2018

Page: 1
Printed: 2/18/2018 10:47 AM

Men / 62 / 12+

Session: 6H







Judge's Signatures

Rank	Num	Name	Gym							AA
1	773	Tate Elliott	HGA	8.000 3	8.300 3	8.500 2	8.500 5T	7.900 4	8.300 3	49.500 1
2	416	Gus Vega	Dynamics MO	7.800 4	8.700 2	7.000 5	8.700 2	8.700 1	8.400 1T	49.300 2
3	934	Alex Prochazka	MV-YMCA	7.000 5	9.000 1	7.500 3	8.600 3T	8.400 2	7.700 4	48.200 3
4	772	Jack Lang	HGA	8.700 1	6.800 6	8.600 1	8.000 7	8.000 3	7.500 6	47.600 4
5	417	Aiden Bryan	Dynamics MO	8.400 2	6.200 7	6.500 6	8.600 3T	7.400 5T	7.200 7	44.300 5
6	418	Alexzander Miller	Dynamics MO	6.600 6	7.000 4	6.000 7	8.500 5T	7.400 5T	7.600 5	43.100 6
7	968	Griffen Walden	Metropolitan-WA	5.000 7	6.900 5	7.200 4	8.800 1	6.000 7	8.400 1T	42.300 7

2018 BlackJack National

Team Results

Feb 16-18, 2018

Rank	Gym	Team	Score						
1	Lakeshore	*	191.500	32.600 1	33.400 1	32.100 1	28.400 3	32.400 1	32.600 1
2	5280-So	*	185.800	32.100 2	31.700 2	31.700 2	28.500 2	30.900 2	30.900 2
3	MV-YMCA	*	179.500	32.000 3	30.000 4	31.300 3	27.400 4T	30.200 3	28.600 6
4T	ISDE Sinaloa	*	175.600	31.500 4	29.500 6	27.600 6	27.400 4*	29.800 5T	29.800 4
4T	USG Leonia	*	175.600	30.200 5	29.700 5	30.200 4	27.400 4*	29.400 7	28.700 5
6	Metropolitan-WA	*	173.400	27.300 7	30.900 3	26.800 7	28.700 1	29.800 5T	29.900 3
7	Gymcats	*	171.000	28.400 6	29.000 7T	28.900 5	26.500 7	29.900 4	28.300 7
8	USGDC-NJ	*	160.400	26.800 8T	28.000 10	26.200 8	25.500 11	28.300 8	25.600 8
9	Dynamics MO	*	152.700	26.800 8T	28.100 9	23.200 11	26.100 8	23.500 12	25.000 10
10	Daggett	*	151.800	21.200 11	29.000 7T	23.700 10	25.800 9T	27.800 9	24.300 11
11	HGA	*	150.400	25.800 10	24.700 11	25.300 9	24.300 12	24.900 11	25.400 9
12	5280-No	*	136.000	18.100 13	24.000 12	20.000 12	25.800 9T	25.300 10	22.800 12