

2019 BlackJack National

Meet Results

Feb 14-18, 2019

Page: 1
Printed: 2/16/2019 9:34 PM

Men / J1 / 11-14

Session: 3H

Judge's Signatures

| Rank | Num | Name | Gym |  |  |  |  |  |  | AA |
|------|------|-------------------|-----------------|---|---|--|---|---|---|---------------|
| 1 | 490 | Chance Douglas | Gymcats | 11.800 1 | 11.500 1 | 11.300 2T | 11.600 1 | 10.700 11T | 11.000 2 | 67.900 1 |
| 2 | 999 | Jake Abelson | USA Flairs | 11.300 4T | 11.300 2T | 11.200 4T | 11.200 3T | 11.300 2 | 10.000 9 | 66.300 2 |
| 3 | 673 | Charles Rogan | Metropolitan-WA | 11.100 8T | 11.000 6T | 11.100 7T | 10.900 10T | 11.000 5T | 10.500 5 | 65.600 3 |
| 4 | 998 | Jacob Mayer | USA Flairs | 11.300 4T | 11.200 4T | 11.100 7T | 11.100 6T | 10.900 7T | 9.400 15 | 65.000 4 |
| 5 | 378 | Joseph Blazek | Geist | 10.100 20 | 10.500 9 | 10.900 12 | 11.200 3T | 10.700 11T | 11.100 1 | 64.500 5 |
| 6 | 1005 | Kory Kauffmann | USA Flairs | 10.400 16T | 11.000 6T | 11.400 1 | 11.000 8T | 10.700 11T | 9.800 13 | 64.300 6 |
| 7 | 379 | Matthew Gibson | Geist | 11.200 6T | 10.800 8 | 10.600 14T | 10.900 10T | 10.800 9T | 9.900 10T | 64.200 7 |
| 8T | 1001 | Hudson Kerby | USA Flairs | 11.500 2 | 10.000 12 | 11.200 4T | 10.900 10T | 10.400 15T | 9.900 10* | 63.900 8T |
| 8T | 1003 | Nicholas Robison | USA Flairs | 10.600 15 | 11.200 4T | 11.000 11 | 10.200 21 | 11.000 5T | 9.900 10* | 63.900 8T |
| 10 | 1004 | Dylan Greding | USA Flairs | 11.100 8T | 11.300 2T | 11.100 7T | 10.600 18T | 10.400 15T | 9.300 16 | 63.800 10 |
| 11 | 686 | Trey Sorocco | Michiana | 11.400 3 | 10.100 11 | 9.300 20 | 11.400 2 | 11.100 4 | 10.100 7T | 63.400 11 |
| 12 | 27 | William Weiper | Achievers | 11.000 10T | 7.900 23 | 11.100 7T | 10.900 10T | 11.200 3 | 10.800 3 | 62.900 12 |
| 13 | 983 | Ian Casey | USA Flairs | 11.200 6T | 8.800 19T | 10.500 16T | 11.100 6T | 10.600 14 | 10.600 4 | 62.800 13 |
| 14 | 675 | Joey Jacroux | Metropolitan-WA | 10.200 19 | 7.800 24 | 11.200 4T | 11.000 8T | 11.500 1 | 10.200 6 | 61.900 14 |
| 15 | 26 | Slayden Martin | Achievers | 10.400 16T | 8.400 21 | 10.600 14T | 11.200 3T | 10.900 7T | 10.100 7T | 61.600 15 |
| 16T | 953 | Samuel Mark | Technique | 11.000 10T | 8.100 22 | 11.300 2T | 9.800 23 | 10.800 9T | 9.100 17T | 60.100 16T |
| 16T | 848 | Enzo Napolitano | Rebounders | 10.800 13 | 10.400 10 | 10.700 13 | 10.700 15T | 9.000 21T | 8.500 22 | 60.100 16T |
| 18 | 1147 | Xander Nolte | USA Flairs | 10.900 12 | 8.800 19T | 9.900 18T | 10.600 18T | 10.000 18 | 9.100 17T | 59.300 18 |
| 19 | 377 | Jackson Bushbaker | Geist | 9.900 22 | 9.600 17 | 9.200 21 | 10.700 15T | 10.100 17 | 9.100 17T | 58.600 19 |
| 20 | 674 | Mason Schuller | Metropolitan-WA | 10.000 21 | 9.800 13T | 10.500 16T | 10.100 22 | 9.100 20 | 9.000 20 | 58.500 20 |
| 21 | 1002 | Deaglan Salado | USA Flairs | 10.700 14 | 9.800 13T | 8.900 22 | 10.800 14 | 9.700 19 | 8.200 24 | 58.100 21 |
| 22 | 954 | Aidan Kelly | Technique | 10.300 18 | 9.800 13T | 9.900 18T | 10.400 20 | 9.000 21T | 8.300 23 | 57.700 22 |
| 23 | 846 | Marshall Greer | Rebounders | 9.300 24 | 9.500 18 | 8.400 23 | 10.700 15T | 8.400 23 | 8.900 21 | 55.200 23 |
| 24 | 1000 | Gavin Henricks | USA Flairs | 9.600 23 | 9.700 16 | 7.900 24 | 9.300 24 | 6.900 24 | 9.700 14 | 53.100 24 |

2019 BlackJack National

Meet Results







Feb 14-18, 2019

Page: 1
Printed: 2/16/2019 9:34 PM

Men / J1 / 15-18

Session: 3H

Judge's Signatures

| Rank | Num | Name | Gym |  |  |  |  |  |  | AA |
|------|------|--------------------|-------------|---|---|--|---|---|---|---------------|
| 1 | 491 | Nickolas Tanouye | Gymcats | 11.600 3T | 10.600 16T | 11.800 1 | 11.700 2T | 11.500 4 | 11.400 1 | 68.600 1 |
| 2 | 290 | Luc Grenier | Ellis | 11.600 3T | 10.900 12T | 11.000 11T | 12.000 1 | 11.900 1 | 10.400 8T | 67.800 2 |
| 3 | 721 | Matthew Hassan | New England | 11.900 1 | 11.000 9T | 11.400 2T | 11.700 2T | 11.100 7 | 10.400 8T | 67.500 3 |
| 4 | 289 | Ethan Minichiello | Ellis | 11.300 5T | 11.300 5T | 10.900 13T | 11.200 9T | 11.200 6 | 10.600 5T | 66.500 4 |
| 5 | 1007 | Derek Eudey | USA Flairs | 11.000 14 | 11.500 3T | 11.400 2T | 11.200 9T | 10.200 15T | 10.800 3 | 66.100 5 |
| 6 | 1009 | Andrew German | USA Flairs | 11.200 8T | 11.800 2 | 10.900 13T | 11.000 14T | 11.800 2 | 9.300 23T | 66.000 6 |
| 7 | 1006 | Aiden Jaramillo | USA Flairs | 11.200 8T | 11.000 9T | 11.000 11T | 10.500 24 | 11.600 3 | 9.800 15T | 65.100 7 |
| 8 | 957 | Jordan Nguyen | Technique | 11.300 5T | 10.900 12T | 11.100 8T | 10.600 23 | 10.300 14 | 10.700 4 | 64.900 8 |
| 9 | 1148 | Tyler Hoffman | USA Flairs | 11.100 11T | 11.100 8 | 10.900 13T | 10.400 25 | 10.900 8T | 9.800 15T | 64.200 9 |
| 10 | 514 | Aidan Kirby | HPGTC | 11.100 11T | 11.500 3T | 10.800 16T | 11.100 12T | 10.000 18T | 9.500 21T | 64.000 10 |
| 11T | 226 | Keegan Reynolds | DeVeau's | 10.500 18T | 10.100 22 | 11.400 2T | 10.800 17T | 10.800 11T | 10.200 11 | 63.800 11T |
| 11T | 171 | Connor Kelly | CEG | 10.800 15 | 11.200 7 | 10.700 18 | 11.100 12T | 9.700 21 | 10.300 10 | 63.800 11T |
| 13T | 268 | Tyjhai Phillips | Dynamic | 10.700 16 | 9.500 24 | 11.100 8T | 11.700 2T | 10.500 13 | 10.100 12* | 63.600 13T |
| 13T | 849 | Benjamin Rosenberg | Rebounders | 11.100 11T | 10.800 14 | 10.800 16T | 11.400 7T | 9.400 23 | 10.100 12* | 63.600 13T |
| 15 | 706 | Tate Sayers | N. Coast | 11.200 8T | 10.500 18T | 9.900 22 | 11.400 7T | 10.200 15T | 9.700 18T | 62.900 15 |
| 16 | 1008 | Caleb Yi | USA Flairs | 11.800 2 | 10.300 20 | 8.800 25 | 11.000 14T | 10.800 11T | 9.500 21T | 62.200 16 |
| 17 | 1149 | Isaiah Gardner | USA Flairs | 9.000 23 | 11.300 5T | 11.300 7 | 10.800 17T | 9.600 22 | 10.000 14 | 62.000 17 |
| 18 | 28 | Brahn Matzo | Achievers | 10.100 21 | 6.800 25 | 11.100 8T | 11.700 2T | 10.900 8T | 11.200 2 | 61.800 18 |
| 19 | 172 | Timmy Pope | CEG | 9.900 22 | 11.000 9T | 10.100 21 | 10.700 19T | 9.300 24T | 10.600 5T | 61.600 19 |
| 20 | 956 | Dimitri Mirjanovic | Technique | 11.300 5T | 10.500 18T | 10.200 20 | 10.100 26 | 10.000 18T | 8.700 25 | 60.800 20 |
| 21 | 380 | Joshua Dunn | Geist | 10.300 20 | 10.600 16T | 9.700 23 | 10.700 19T | 9.300 24T | 9.600 20 | 60.200 21 |
| 22 | 1010 | Hayden Papp | USA Flairs | 10.500 18T | 10.200 21 | 8.500 26 | 10.700 19T | 9.300 24T | 8.600 26 | 57.800 22 |
| 23 | 513 | Quain Simmons | HPGTC | 10.600 17 | 10.700 15 | 8.000 27 | 9.900 27 | 10.000 18T | 8.300 27 | 57.500 23 |
| 24 | 1012 | Jarek Dillon | USA Flairs | 0.000 25T | 11.900 1 | 11.400 2T | 11.500 6 | 11.400 5 | 9.300 23T | 55.500 24 |

2019 BlackJack National

Meet Results







Feb 14-18, 2019

Page: 2

Printed: 2/16/2019 9:34 PM

Men / J1 / 15-18

Session: 3H







| Rank | Num | Name | Gym |  |  |  |  |  |  | AA |
|------|------|---------------------|--------------|---|---|--|---|---|---|--------------|
| 25 | 1011 | Julian Lucero | USA Flairs | 0.000 25T | 9.900 23 | 9.500 24 | 10.900 16 | 10.900 8T | 9.700 18T | 50.900 25 |
| 26 | 267 | Zakary Phothivongsa | Dynamic | 8.300 24 | 0.000 26T | 10.600 19 | 10.700 19T | 10.100 17 | 9.800 15T | 49.500 26 |
| 27 | 749 | Aidan Hammer | North Valley | 0.000 25T | 0.000 26T | 11.400 2T | 11.200 9T | 8.500 27 | 10.500 7 | 41.600 27 |

2019 BlackJack National

Team Results

Feb 14-18, 2019

Page: 1
 Printed: 2/16/2019 9:34 PM
 Men / J1 / All Ages
 Session: 3H

| Rank | Gym | Team | Score |  |  |  |  |  |  |
|------|-----------------|------|---------|---|--|---|---|---|---|
| 1 | USA Flairs | * | 204.100 | 34.600 1 | 35.200 1 | 34.200 1 | 33.900 1 | 34.800 1 | 31.400 2 |
| 2 | Geist | * | 189.700 | 31.600 3 | 31.900 2 | 31.200 5 | 32.800 3T | 31.600 3T | 30.600 3 |
| 3 | Technique | * | 188.100 | 33.600 2 | 31.200 3 | 32.600 4 | 31.100 6 | 31.100 5 | 28.500 5 |
| 4 | Achievers | * | 186.300 | 31.500 4 | 23.100 6 | 32.800 2T | 33.800 2 | 33.000 2 | 32.100 1 |
| 5 | Metropolitan-WA | * | 186.000 | 31.300 5 | 28.600 5 | 32.800 2T | 32.000 5 | 31.600 3T | 29.700 4 |
| 6 | Rebounders | * | 178.900 | 31.200 6 | 30.700 4 | 29.900 6 | 32.800 3T | 26.800 6 | 27.500 6 |