







2013 BlackJack National

Meet Results

Feb 8-10, 2013

Page: 1
 Printed: 2/8/2013 6:24 PM
 Men / 10 / 15-16
 Session: 2A
 Judge's Signatures







Rank	Num	Name	Gym							AA
1	463	Emyre Cole-10	Go For It	13.750 2T	13.200 1	12.500 2	15.150 1	12.000 8	13.200 1	79.800 1
2	401	Nicholas Kano-10	Diamond Elite	13.500 5	11.850 5	12.700 1	14.500 2	12.300 5T	13.000 3	77.850 2
3	846	Patrick Kwong-10	Ridgewood	14.350 1	10.300 13	12.200 3	12.000 10T	12.650 2	12.900 4	74.400 3
4	18	Conor McCartney-10	5280 Gym	13.000 8	12.550 3	11.600 5	12.850 4	12.550 4	11.500 7	74.050 4
5	400	Jacob Sutcliffe-10	Diamond Elite	13.400 6	11.600 8	11.250 7	12.400 6	11.400 13	13.100 2	73.150 5
6	845	Tom Laakman-10	Ridgewood	13.750 2T	10.350 12	11.700 4	11.250 13	12.250 7	12.200 5	71.500 6
7	847	Johnny Fuchs-10	Ridgewood	13.750 2T	11.800 6	10.250 11	12.350 7	11.000 14	12.100 6	71.250 7
8	13	Joseph Graham-10	5280 Gym	13.200 7	11.650 7	10.500 9	12.200 8T	12.600 3	10.700 10	70.850 8
9	464	Jace Lord-10	Go For It	12.500 11	10.400 11	11.500 6	13.000 3	11.900 9	10.500 11	69.800 9
10	634	Josh Karl-10	Madison	11.600 13	12.000 4	9.550 14	11.900 12	13.050 1	11.100 8	69.200 10
11	633	Josh Ward-10	Madison	12.750 10	10.800 10	10.300 10	12.200 8T	11.450 12	11.010 9	68.510 11
12	612	Eric Hedenbrandt-10	Kinetic	11.800 12	12.650 2	9.700 13	12.000 10T	11.650 11	10.400 12	68.200 12
13	187	Cal Gobble-10	Az Gold	12.850 9	9.600 14	11.100 8	12.450 5	11.750 10	10.000 13	67.750 13
14	453	William Heitland-10	GT Performance	11.400 14	10.850 9	10.050 12	10.750 14	12.300 5T	9.200 14	64.550 14
15	613	Brady Cumming-10	Kinetic	0.000 15	0.000 15	0.000 15	0.000 15	0.000 15	9.000 15	9.000 15

2013 BlackJack National

Meet Results

Feb 8-10, 2013







Page: 1
 Printed: 2/8/2013 6:24 PM
 Men / 10 / 17-18
 Session: 2A
 Judge's Signatures

Rank	Num	Name	Gym							AA
1	843	Audrys Nin-Reyes-10	Revolution	15.500 2	14.050 1	13.250 2	15.000 1	12.800 5	14.700 1	85.300 1
2	849	Meyer Williams-10	Ridgewood	15.300 3	11.600 10	14.400 1	14.650 2	14.350 1	12.500 4T	82.800 2
3	19	Casey Polissotto-10	5280 Gym	15.750 1	12.950 3	12.900 3	14.450 3	12.150 11	12.500 4T	80.700 3
4	144	Michael Rauchwerger-10	American - SF	13.400 6T	13.250 2	12.600 4	14.000 4	13.000 4	14.000 2T	80.250 4
5	1169	Marcos Ripoll-Bunn-10	5280 Gym	12.900 11	11.650 9	12.350 5	12.450 12	13.350 2	12.500 4T	75.200 5
6	821	Joseph Gruber-10	Paragon	13.650 5	11.400 12T	11.200 15	12.800 10	12.600 8T	12.200 7	73.850 6
7	383	Nathan Sela-10	Desert	11.600 17	11.800 7T	12.300 6	13.200 6T	13.100 3	11.600 12	73.600 7
8	143	Ian Jeppson-10	Altius	12.800 12	10.450 16	10.500 18	13.100 9	12.700 6	14.000 2T	73.550 8
9	787	Taylor Soch-10	Old Pueblo	13.000 10	11.100 14	11.800 10	13.200 6T	12.100 12	11.700 10T	72.900 9
10	875	David Zepeda-10	SD United	12.450 14T	11.550 11	12.250 7	13.250 5	11.050 16	12.000 8	72.550 10
11	1162	Jeffrey Bittner	Xtreme	13.400 6T	11.000 15	12.000 8	13.150 8	11.550 14T	11.000 16	72.100 11
12	377	Max Bennett-10	Demarays	12.450 14T	10.350 17T	11.400 12T	12.100 14	12.650 7	11.800 9	70.750 12
13	876	Gordon Yee-10	SD United	11.700 16	12.350 5	11.900 9	12.200 13	11.000 17	11.200 15	70.350 13
14	317	Chris Wood-10	Cutting Edge	13.400 6T	11.950 6	11.050 16T	11.500 16	10.600 18T	11.700 10T	70.200 14
15	635	Jeremy Starks-10	Madison	10.800 19	10.350 17T	11.400 12T	10.900 18	11.550 14T	11.590 13	66.590 15
16	822	Sam Massa-10	Paragon	0.000 20T	11.400 12T	11.050 16T	11.100 17	12.600 8T	11.500 14	57.650 16
17	188	Shane Cardoza-10	Az Gold	11.550 18	2.200 19	9.800 19	11.850 15	10.600 18T	10.400 17	56.400 17
18	191	Zachary Gunnell-10	Az Olympians	13.900 4	0.000 20T	11.650 11	0.000 19T	12.500 10	0.000 18T	38.050 18
19	520	Piercen Davis-10	Gymcats	12.550 13	12.850 4	0.000 20T	0.000 19T	12.000 13	0.000 18T	37.400 19
20	823	Brenden Crevecoeur-10	Paragon	0.000 20T	0.000 20T	11.400 12T	12.650 11	9.250 20	0.000 18T	33.300 20
21	190	Koby Song-Nichols-10	Az Olympians	13.150 9	11.800 7T	0.000 20T	0.000 19T	0.000 21	0.000 18T	24.950 21

2013 BlackJack National

Team Results

Feb 8-10, 2013

Rank	Gym	Team	Score						
1	5280 Gym	*	231.600	41.950 2	37.150 2	37.750 2	39.750 1	38.500 2	36.500 3
2	Ridgewood	*	231.300	43.400 1	33.750 6	38.300 1	39.000 4	39.250 1	37.600 2
3	American - SF	*	224.500	39.100 5	37.650 1	35.200 4T	38.400 5	38.250 3	35.900 4
4	Diamond Elite	*	222.100	39.500 4	34.650 4	35.200 4T	39.400 2	33.950 9	39.400 1
5	Madison	*	214.400	37.900 7	35.500 3	35.000 6	35.850 8	36.450 5	33.700 6
6	Go For It	*	210.050	36.850 8	33.000 8	35.500 3	39.050 3	34.150 7	31.500 8
7	SD United	*	209.100	36.550 9	33.600 7	33.850 7	37.300 6	34.000 8	33.800 5
8	Cutting Edge	*	204.300	38.050 6	32.750 9	32.000 10	35.300 9	33.700 10	32.500 7
9	Az Olympians	*	190.600	40.250 3	34.550 5	32.850 9	23.600 12	37.850 4	21.500 10
10	Paragon	*	164.800	13.650 13	22.800 10	33.650 8	36.550 7	34.450 6	23.700 9