

2013 BlackJack National

Meet Results







Feb 8-10, 2013

Page: 1
Printed: 2/8/2013 10:20 PM

Men / 10 / 15-16

Session: 3A

Judge's Signatures

Rank	Num	Name	Gym							AA
1	1109	Nicholas McAfee-10	VEGA	13.200 3T	10.400 14	13.050 2	13.000 3	13.250 3T	12.750 1	75.650 1
2	827	Colin Coates-10	Parkette's	13.200 3T	13.600 1	12.250 3	12.000 10	12.600 8	10.450 14T	74.100 2
3	1090	Marcos Gatinho-10	Universal	11.950 15	13.100 2	13.500 1	12.200 7T	11.450 17	11.650 7	73.850 3
4	571	Mitchell Gornto-10	High Point	12.650 9T	12.350 4	11.900 4	11.450 13	13.350 2	11.050 12	72.750 4
5	726	Nathan Wilson-10	North Valley	12.250 13	9.950 17	10.200 13	13.500 1	13.200 5	12.650 2	71.750 5
6	1107	Ryan Dietzman-10	VEGA	12.900 6	11.100 13	11.200 8T	12.550 4T	12.300 11	11.200 10	71.250 6
7	1052	Esteban Montiel-10	USA Gymworld-UT	13.750 1	11.750 11	11.350 6T	13.300 2	12.750 6	8.300 20	71.200 7
8	695	Ben Cooperman-10	NEAG	12.350 12	11.900 10	11.200 8T	11.750 12	11.600 15	11.350 8	70.150 8
9	1030	Steven Clements-10	USA Flairs	13.250 2	12.200 6T	9.300 19	12.350 6	12.500 9T	10.450 14T	70.050 9
10	725	Tyler Gerads-10	North Valley	12.750 8	12.200 6T	9.900 15T	10.700 17	12.500 9T	11.750 5	69.800 10
11	1108	Trace Jacquot-10	VEGA	12.500 11	9.500 18	10.700 10	12.100 9	12.650 7	11.700 6	69.150 11
12	1029	Dakota Grainger-10	USA Flairs	12.850 7	12.300 5	10.500 11	10.900 16	12.200 12	9.850 18	68.600 12
13	962	David Watkins-10	St. Louis	12.650 9T	8.600 19	11.350 6T	12.200 7T	11.950 13	11.800 4	68.550 13
14	661	Tyler Stout-10	Michiana	11.850 16	12.150 8	9.800 17	12.550 4T	10.700 18	11.150 11	68.200 14
15	694	Devon Edwards-10	NEAG	12.000 14	12.450 3	10.150 14	11.400 14	11.500 16	10.550 13	68.050 15
16	1027	Haden McCarey-10	USA Flairs	13.200 3T	10.150 16	11.700 5	11.950 11	10.450 19	10.450 14T	67.900 16
17	1031	Kade Erdman-Kennelly-10	USA Flairs	10.700 17	10.300 15	9.700 18	11.150 15	13.250 3T	11.300 9	66.400 17
18	724	Matt Whitaker-10	North Valley	0.000 19T	11.500 12	9.900 15T	0.000 18T	13.800 1	12.400 3	47.600 18
19	303	Patrick Mohr-10	Champions-KY	0.000 19T	12.050 9	10.350 12	0.000 18T	11.900 14	9.650 19	43.950 19
20	1028	Martin Quick-10	USA Flairs	1.000 18	0.000 20T	0.000 20T	0.000 18T	10.350 20	10.150 17	21.500 20
21*	1054	Eric Holley-10	USA Gymworld-UT	0.000 19*	0.000 20*	0.000 20*	0.000 18*	0.000 21*	0.000 21*	0.000 21*
21*	1051	Jacob Foster-10	USA Gymworld-UT	0.000 19*	0.000 20*	0.000 20*	0.000 18*	0.000 21*	0.000 21*	0.000 21*

2013 BlackJack National

Meet Results

Feb 8-10, 2013







Page: 1

Printed: 2/8/2013 10:20 PM

Men / 10 / 17-18

Session: 3A

Judge's Signatures

Rank	Num	Name	Gym							AA
1	981	Andrew Botto-10	Stanford	14.100 3	13.000 3	12.350 4T	14.750 1	12.750 5	13.750 1	80.700 1
2	171	Daniel Button-10	Apollo	14.600 1	12.200 5	12.900 1	14.250 2	12.350 7	13.200 2	79.500 2
3	306	Christopher Coombs-10	Champions-KY	13.800 4T	13.450 2	12.300 6	12.400 10	13.800 1	11.250 8	77.000 3
4	1091	Benjamin Elek-10	Universal	13.000 8	13.800 1	11.300 9	13.900 4T	11.200 12	13.050 4	76.250 4
5	982	Michael Dilberto-10	Stanford	13.050 7	12.050 6	11.950 8	12.850 8T	13.000 3T	13.100 3	76.000 5
6	172	Bryce Sampson-10	Apollo	14.500 2	10.750 9	12.350 4T	13.900 4T	12.000 9	11.950 5	75.450 6
7	662	Zachary Richardson-10	Michiana	13.550 6	12.900 4	12.150 7	12.100 11	11.900 10	11.600 7	74.200 7
8	828	Sanjaya Roy-10	Parkette's	12.650 9	10.900 8	12.500 2T	13.200 7	12.550 6	11.650 6	73.450 8
9	305	Seth Delbridge-10	Champions-KY	12.150 12	10.650 10	12.500 2T	14.100 3	13.000 3T	9.300 10	71.700 9
10	1056	Tanner Nudd-10	USA Gymworld-UT	13.800 4T	10.300 11	9.000 11	13.750 6	13.350 2	10.100 9	70.300 10
11	173	Bradford Rupert-10	Apollo	12.350 11	11.850 7	8.850 12	11.300 12	12.300 8	0.000 11T	56.650 11
12	1135	Niko Vlastos-10	World Class	11.900 13	10.000 12	10.250 10	9.450 14	1.110 14	0.000 11T	42.710 12
13	304	Teddy Finkelstein-10	Champions-KY	12.600 10	7.500 13	0.000 13T	11.050 13	8.600 13	0.000 11T	39.750 13
14	983	Drew Willoughby-10	Stanford	0.000 14T	0.000 14T	0.000 13T	12.850 8T	11.500 11	0.000 11T	24.350 14
15	798	Ryan Lipinski-10	Pacific Coast	0.000 14T	0.000 14T	0.000 13T	0.000 15	0.000 15	0.000 11T	0.000 15

2013 BlackJack National

Team Results







Feb 8-10, 2013

Page: 1

Printed: 2/8/2013 10:20 PM

Men / 9,10 / All Ages

Session: 3A

Rank	Gym	Team	Score						
1	Parkette's	*	224.700	39.500 3	37.450 1	37.800 1	37.900 4	37.950 5T	34.100 5
2	USA Gymworld-UT	*	220.900	40.850 2	35.000 5	31.400 9	39.750 2	38.750 2	35.150 4
3	Champions-KY	*	216.300	38.550 6	36.150 4	35.150 2	37.550 6	38.700 3	30.200 9
4	VEGA	*	216.050	38.600 5	31.000 10	34.950 3	37.650 5	38.200 4	35.650 3
5	Universal	*	214.550	36.050 9	36.950 2	34.750 4	37.400 7	33.250 11	36.150 2
6	NEAG	*	213.550	36.450 8	36.850 3	33.800 6	36.400 8	36.050 10	34.000 6
7T	Apollo	*	211.600	41.450 1	34.800 6*	34.100 5	39.450 3	36.650 9	25.150 11
7T	USA Flairs	*	211.600	39.300 4	34.800 6*	31.900 8	35.450 9	37.950 5T	32.200 8
9	St. Louis	*	209.550	38.100 7	31.950 9	33.700 7	35.100 10	37.450 7	33.250 7
10	North Valley	*	189.150	25.000 12	33.650 8	30.000 10	24.200 12	39.500 1	36.800 1
11	Stanford	*	181.050	27.150 10	25.050 11T	24.300 11	40.450 1	37.250 8	26.850 10