

2013 BlackJack National

Meet Results







Feb 8-10, 2013

Page: 1
Printed: 2/9/2013 4:55:26 PM

Men / 10 / 15-16

Session: 5B

Judge's Signatures

Rank	Num	Name	Gym							AA
1	559	Anthony McCallum-10	Hayden's	14.200 1	13.600 3	12.800 3	13.850 3	13.750 2	12.300 6	80.500 1
2	595	Alec Yoder-10	InterActive	12.900 14	14.200 1	13.000 2	14.200 1	12.100 16	12.700 4	79.100 2
3	350	Anton Stephenson-10	DeVeau's	13.900 5T	13.000 4	11.250 14T	14.150 2	13.000 7	11.800 7	77.100 3
4	988	Shashank Yallamraju-10	TAGS	12.700 16	12.250 5	12.600 5	12.700 9	12.250 13T	12.900 2	75.400 4
5	1011	Kyle King-10	Texas	13.800 8	11.200 11	11.950 10	13.200 4	13.450 3	11.700 8	75.300 5
6	89	Michael Graft-10	Aerial, IL	13.950 3T	9.250 17	13.250 1	12.900 7T	12.400 10T	13.300 1	75.050 6
7	352	Dalton Byerly-10	DeVeau's	13.900 5T	11.500 7T	12.350 6	12.300 10	13.250 5	11.300 13	74.600 7
8	252	Alex Pong-10	Buffalo Grove	13.150 12	11.500 7T	10.550 19	12.050 11	12.650 8	12.600 5	72.500 8
9	88	Troy Mather-10	Aerial, IL	13.450 9	11.250 10	12.000 9	11.900 13	12.250 13T	11.600 9	72.450 9
10	794	Ben Fisher-10	Oregon	13.000 13	11.600 6	12.050 8	11.200 20	11.700 18	11.500 10T	71.050 10
11	240	Thomas Chin-10	Broadway	12.350 18T	10.650 14	11.250 14T	12.950 6	12.500 9	11.100 14	70.800 11
12	795	Josh Havelind-10	Oregon	13.200 11	10.800 13	11.300 12T	11.400 18	12.350 12	11.000 15	70.050 12
13	484	Austin Lober-10	Gold Cup	13.950 3T	9.600 15T	11.450 11	12.000 12	12.050 17	10.700 17	69.750 13
14	242	Jake Feldman-10	Broadway	13.850 7	8.300 19	11.300 12T	12.900 7T	12.400 10T	10.900 16	69.650 14
15	86	Ethan Meister-10	Aerial, IL	11.250 21	8.950 18	11.200 16	11.650 16	13.350 4	12.800 3	69.200 15
16	832	Andrew Austin-10	Platinum	12.850 15	8.150 20	10.900 18	11.800 14T	12.250 13T	10.300 18	66.250 16
17	485	Jon-Luc Garcia-10	Gold Cup	13.250 10	9.600 15T	12.750 4	11.300 19	11.150 19	8.000 21	66.050 17
18	596	Alex Tolley-10	InterActive	12.400 17	10.850 12	9.300 21	10.650 21	10.550 20T	10.000 19	63.750 18
19	575	Connor McDermott-10	Hocking Valley	11.850 20	7.500 21	9.800 20	11.550 17	10.550 20T	9.300 20	60.550 19
20	833	Brandon Jacoby-10	Platinum	14.100 2	11.300 9	0.000 22	13.050 5	13.150 6	0.000 22	51.600 20
21	560	Quest Hayden-10	Hayden's	0.000 22	13.800 2	12.200 7	0.000 22	13.800 1	11.500 10T	51.300 21
22	353	Thomas Clayton-10	DeVeau's	12.350 18T	0.000 22	11.000 17	11.800 14T	0.000 22	11.400 12	46.550 22

2013 BlackJack National

Meet Results







Feb 8-10, 2013

Page: 1
Printed: 2/9/2013 4:55:28 PM

Men / 10 / 17-18

Session: 5B

Judge's Signatures

Rank	Num	Name	Gym							AA
1T	92	Alex Wunderlich-10	Aerial, IL	13.250 6	12.800 4	14.000 2	13.900 3	13.400 4	12.200 9	79.550 1T
1T	90	Andrew McCabe-10	Aerial, IL	13.850 3	13.000 2	13.400 6T	12.800 9	13.700 2T	12.800 6	79.550 1T
3	1078	Yordan Aleksandrov-10	Unattached (1)	13.300 5	10.450 12	13.850 4	13.100 5T	15.100 1	13.500 4	79.300 3
4	91	Jordan DeClerk-10	Aerial, IL	11.650 16	10.800 8	15.000 1	14.050 1	13.350 5T	13.800 3	78.650 4
5	576	Leo Genders-10	Hocking Valley	13.000 7	13.100 1	12.200 8	13.000 8	13.150 7T	14.100 1	78.550 5
6	356	Christopher Stephenson-10	DeVeau's	15.150 1	9.300 14	13.900 3	13.100 5T	13.150 7T	13.900 2	78.500 6
7	236	Dominic DiFulvio-10	Blaze	12.800 8	11.450 6	13.600 5	13.100 5T	12.850 9	12.500 7	76.300 7
8	241	Jonathan Chin-10	Broadway	11.800 15	8.950 16	13.400 6T	13.950 2	13.350 5T	12.300 8	73.750 8
9	486	Dimitri Floryance-10	Gold Cup	12.600 10	12.850 3	11.200 12	11.600 15	10.850 17	12.000 11	71.100 9
10	597	Victor Rodriguez-10	InterActive	12.100 13T	10.650 9T	10.600 14	12.600 10	12.100 12	12.100 10	70.150 10
11	834	Andrew Kirk-10	Platinum	12.400 12	9.250 15	11.600 10	12.300 11	12.300 10	10.700 14	68.550 11
12	354	Connor Angelo-10	DeVeau's	12.100 13T	11.000 7	10.500 15	11.850 12T	11.850 13	9.900 17	67.200 12
13	355	John Buschbacher-10	DeVeau's	12.650 9	8.250 18	11.350 11	11.000 16	12.250 11	10.800 13	66.300 13
14	357	Steven Davis-10	DeVeau's	13.350 4	10.650 9T	9.850 17	9.900 17	11.350 15	11.000 12	66.100 14
15	1013	Jantzen Smith-10	Texas	11.550 17	10.100 13	11.000 13	11.700 14	11.150 16	10.200 16	65.700 15
16	1014	DeRyan Pressley-10	Texas	12.550 11	8.550 17	10.350 16	11.850 12T	11.700 14	10.400 15	65.400 16
17	253	Connor Adamsick-10	Buffalo Grove	14.350 2	10.600 11	0.000 18	13.450 4	13.700 2T	0.000 18	52.100 17
18	1012	Tigh Montgomery-10	Texas	0.000 18	11.800 5	11.800 9	0.000 18	10.750 18	13.300 5	47.650 18

2013 BlackJack National

Team Results







Feb 8-10, 2013

Page: 1

Printed: 2/9/2013 4:55:32 PM

Men / All Levels / All Ages

Session: 5B

Rank	Gym	Team	Score						
1	Aerial, IL	*	243.750	42.200 2	37.050 2	42.400 1	41.700 1	40.500 2	39.900 1
2	DeVeau's	*	232.100	42.950 1	35.500 4	37.600 2	39.550 3	39.400 3	37.100 2
3	Unattached (1)	*	223.900	38.600 8	33.050 9	36.900 3	36.500 10	41.950 1	36.900 3
4	InterActive	*	218.500	38.450 9	36.100 3	33.600 11	38.850 5	36.100 11T	35.400 5T
5	Gold Cup	*	218.050	39.800 5	34.000 6	36.400 4	36.400 11	37.050 8	34.400 7
6	Hocking Valley	*	217.500	38.850 6	33.350 7	35.700 6	36.800 7T	36.500 9	36.300 4
7T	Broadway	*	214.200	38.000 10	27.900 12	35.950 5	39.800 2	38.250 6	34.300 8
7T	Texas	*	214.200	37.900 11	33.100 8	34.750 9	36.750 9	36.300 10	35.400 5T
9	Hayden's	*	211.800	37.750 12	38.550 1	35.600 7	36.800 7T	39.300 4	23.800 12
10	Platinum	*	211.750	39.850 4	30.050 11	33.900 10	37.150 6	37.700 7	33.100 9
11	Oregon	*	208.150	38.800 7	31.700 10	34.900 8	34.150 12	36.100 11T	32.500 10
12	Buffalo Grove	*	202.500	41.450 3	34.050 5	23.100 12	39.150 4	39.150 5	25.600 11