

2013 BlackJack National

Meet Results

Feb 8-10, 2013

Page: 1
Printed: 2/10/2013 4:25:20 PM

Men / 8 / 11-12

Session: 7A

Judge's Signatures

Rank	Num	Name	Gym							AA
1	1039	Brandon Briones	USA Flairs	13.500 1	13.400 1	11.700 6	12.750 1	12.050 8T	12.250 2	75.650 1
2	752	Spencer Goodell	OMEGA	12.600 6	11.550 4T	12.150 3	12.100 2T	12.850 1	11.950 3T	73.200 2
3	230	Troy Jenkins Jr.	Black Hills	12.850 3T	10.750 9	12.750 1	11.900 8	12.250 5T	11.950 3T	72.450 3
4	872	Blake Wilson	SCEGA	13.300 2	11.550 4T	11.500 8	12.100 2T	12.800 2	11.100 13	72.350 4
5	956	Jacob Yehling	St. Charles	12.850 3T	11.250 6	11.300 11	11.100 20T	12.250 5T	12.350 1	71.100 5
6	229	Garrett Braunton	Black Hills	10.950 21	11.700 3	12.250 2	11.550 14	12.400 4	11.050 14	69.900 6
7	1040	Devin Smith	USA Flairs	11.600 11T	12.250 2	11.150 14T	11.650 11	12.150 7	10.900 15	69.700 7
8	1041	Gavin LaRoche	USA Flairs	12.750 5	10.400 12T	10.850 17T	11.100 20T	12.500 3	11.400 8	69.000 8
9	231	Garret Hughes	Black Hills	11.600 11T	10.650 10	11.200 12T	11.600 12T	11.900 12T	11.800 5	68.750 9
10	182	Austin Kirk	Avant Coeur	11.700 10	10.450 11	11.800 5	11.600 12T	11.250 17	11.200 11	68.000 10
11	1124	Hunter Brunett	Victory-CA	10.750 22	11.050 7	10.850 17T	11.050 25	11.850 14	11.750 6	67.300 11
12	345	Alex Schechtman	Daggett	11.300 16T	10.050 16	12.000 4	11.400 16	12.000 10T	10.250 19	67.000 12
13	1125	Christopher Osgood	Victory-CA	11.500 14	8.600 24T	11.400 9T	12.100 2T	12.000 10T	11.250 10	66.850 13
14	871	Matthew Geuy	SCEGA	11.250 18T	11.000 8	10.900 16	11.950 6T	11.200 18	9.950 21T	66.250 14
15	599	Nathan Berry	InterActive	11.300 16T	10.400 12T	10.150 22T	11.100 20T	12.050 8T	9.950 21T	64.950 15
16	1126	Sawyer Iverson	Victory-CA	11.900 8	9.600 20	11.400 9T	10.650 27T	11.900 12T	9.300 27	64.750 16
17	990	Blake Wright	TAGS	11.550 13	9.300 23	10.700 20	11.100 20T	10.750 22T	11.300 9	64.700 17
18	974	James Hastings	St. Louis	10.700 23	9.350 22	10.150 22T	11.800 9	11.350 16	10.550 17	63.900 18
19	346	Teaanou Gonzales	Daggett	11.850 9	10.400 12T	11.600 7	10.850 26	10.550 26	8.100 29	63.350 19
20	973	Sam Teare	St. Louis	10.400 27	7.750 28	11.200 12T	11.200 18T	11.400 15	11.150 12	63.100 20
21	945	Christian Manning	Sportsplex	12.400 7	9.900 17	9.500 29	10.450 29	10.750 22T	10.050 20	63.050 21
22	933	Miles Nevilles	South Coast	11.250 18T	9.850 18	8.500 31	10.400 30T	9.950 30	11.600 7	61.550 22
23	517	Joey Paris	Gym Nevada	10.650 24	8.350 26	11.150 14T	11.100 20T	10.000 28T	9.950 21T	61.200 23
24	138	Dallen Farnsworth	All-American	11.450 15	7.700 29	9.900 25T	11.500 15	10.650 24	9.200 28	60.400 24
25T	319	Jadon Starke	Cutting Edge	10.050 29	10.150 15	9.600 28	11.700 10	10.600 25	7.850 30	59.950 25T







2013 BlackJack National

Meet Results

Feb 8-10, 2013

Page: 2
Printed: 2/10/2013 4:25:20 PM

Men / 8 / 11-12
Session: 7A

Rank	Num	Name	Gym							AA
25T	539	Logan Ouellette	Gymnastix	10.600 25	9.800 19	9.250 30	11.300 17	9.500 32	9.500 26	59.950 25T
27	518	TJ Hellman	Gym Nevada	11.250 18T	8.600 24T	10.850 17T	10.400 30T	11.150 19T	7.450 32	59.700 27
28	1038	Kolbe Powell	USA Flairs	9.700 30T	7.550 30	10.000 24	11.200 18T	11.150 19T	9.900 24	59.500 28
29	955	Justn York	St. Charles	9.700 30T	7.500 31	10.550 21	10.650 27T	10.350 27	10.700 16	59.450 29
30	932	Casey Cummings	South Coast	10.500 26	6.550 32	9.700 27	11.950 6T	9.600 31	10.500 18	58.800 30
31	957	Aidan Quinn	St. Charles	10.150 28	8.300 27	8.150 32	10.400 30T	11.050 21	9.850 25	57.900 31
32	139	Mickey Strauss	All-American	8.250 32	9.450 21	9.900 25T	12.000 5	10.000 28T	7.600 31	57.200 32

2013 BlackJack National

Meet Results

Feb 8-10, 2013

Page: 1
Printed: 2/10/2013 4:25:22 PM

Men / 8 / 13-18

Session: 7A

Judge's Signatures

Rank	Num	Name	Gym							AA
1	301	Sam Ito	Calgary	11.800 3	11.600 1	11.800 1	13.100 1	12.300 1	11.650 1T	72.250 1
2	1128	Parker Iverson	Victory-CA	11.650 4	9.950 7	10.600 11	11.250 11	11.350 5	11.650 1T	66.450 2
3	298	Baussman Melvin	Calgary	12.750 2	8.300 20	11.000 6	12.250 2	10.400 17T	10.850 7	65.550 3
4	185	Conner Petellin	Avant Coeur	10.950 13	10.550 3T	10.950 7	11.450 8T	11.450 4	10.050 13	65.400 4
5	992	Vova Tipler	TAGS	10.550 16T	9.150 14	11.350 3	11.000 16T	11.300 6	10.000 14	63.350 5
6	946	Kaymon Gerald	Sportsplex	11.000 11T	8.950 15	10.100 19	11.450 8T	10.550 15	11.150 4	63.200 6
7	934	Kenneth Catacutan	South Coast	11.000 11T	8.800 17T	10.700 10	11.750 4	9.850 25	11.050 5T	63.150 7
8	600	Curtis Mason	InterActive	11.300 8T	8.650 19	10.750 9	11.350 10	10.800 11T	9.950 15	62.800 8
9	184	Mitchell McHugh	Avant Coeur	11.400 6	9.300 12	10.050 20	10.250 28	11.250 7	10.200 11T	62.450 9
10	601	Jason Tolley	InterActive	11.150 10	8.800 17T	10.000 21	10.850 18T	10.050 20	11.400 3	62.250 10
11	602	Ryan Short	InterActive	10.650 14	10.400 5	10.550 12	10.600 24	9.900 22T	9.400 20	61.500 11
12	1129	Henry Miller	Victory-CA	11.300 8T	8.100 22	10.450 13T	9.850 29	11.200 8	10.400 9	61.300 12
13	873	Jakob Wood	SCEGA	11.350 7	8.900 16	8.550 28	12.000 3	9.900 22T	10.200 11T	60.900 13
14	300	Jackson Cairns	Calgary	11.450 5	6.650 29T	11.150 4	11.700 5T	10.450 16	9.200 21	60.600 14
15	630	Daryn Marsh	Lone Mountain	10.250 21T	10.550 3T	8.950 25	11.100 14T	10.150 19	9.000 23	60.000 15
16	1145	Calvin Wilkinson	Xtreme	9.800 28	7.700 26	10.450 13T	11.150 12T	10.650 14	9.800 17	59.550 16
17	314	Jesse Franklin	Colorado Athletic	9.850 26T	9.450 10	9.900 22	10.500 27	9.750 26T	9.650 19	59.100 17
18	232	Tristan Baker	Black Hills	10.550 16T	5.950 31	10.450 13T	10.850 18T	10.700 13	10.500 8	59.000 18
19	1144	Lucas Wilkinson	Xtreme	10.250 21T	6.650 29T	10.250 18	11.700 5T	9.750 26T	10.250 10	58.850 19
20	1143	TJ Bruggerman	Xtreme	8.900 31	6.700 28	10.900 8	11.600 7	10.950 10	9.700 18	58.750 20
21	183	Lincoln Powell	Avant Coeur	9.900 25	7.800 25	8.700 26T	11.150 12T	10.400 17T	9.850 16	57.800 21
22	680	Lorenzo Luciano	Mihai	10.600 15	7.950 24	9.750 23	11.100 14T	9.900 22T	7.700 28	57.000 22
23	309	Kindel Alderman	Champions-KY	10.500 18	9.800 8	7.800 31	10.550 25T	9.000 31	9.100 22	56.750 23
24	629	Daniel Turczyn	Lone Mountain	10.250 21T	9.350 11	7.900 30	11.000 16T	9.250 29	8.350 26	56.100 24
25	631	Kaj Stone-Bishop	Lone Mountain	10.250 21T	8.250 21	8.700 26T	10.700 23	9.200 30	8.550 24	55.650 25







2013 BlackJack National

Meet Results

Feb 8-10, 2013

Page: 2
Printed: 2/10/2013 4:25:22 PM

Men / 8 / 13-18
Session: 7A

Rank	Num	Name	Gym							AA
26	632	Dominic DeMartino	Lone Mountain	9.050 30	8.050 23	9.100 24	10.750 22	10.000 21	8.450 25	55.400 26
27	347	Brandon Klein	Daggett	9.850 26T	9.750 9	10.450 13T	10.550 25T	8.500 32	5.450 30	54.550 27
28	1127	Davis Bown	Victory-CA	10.400 20	10.100 6	11.050 5	10.850 18T	11.500 3	0.000 31T	53.900 28
29	320	Christian Marinescu	Cutting Edge	10.450 19	5.550 32	8.500 29	10.800 21	11.100 9	6.000 29	52.400 29
30	321	Noah Manoviec	Cutting Edge	9.350 29	6.850 27	7.550 32	9.750 30	9.550 28	8.050 27	51.100 30
31	302	Tristan Randell	Calgary	12.900 1	11.000 2	11.500 2	0.000 31T	12.250 2	0.000 31T	47.650 31
32	299	Jack Mason	Calgary	0.000 32	9.200 13	10.450 13T	0.000 31T	10.800 11T	11.050 5T	41.500 32







2013 BlackJack National

Team Results

Feb 8-10, 2013

Page: 1
Printed: 2/10/2013 4:25:29 PM

Men / 8 / All Ages
Session: 7A

Rank	Gym	Team	Score						
1	USA Flairs	*	214.450	37.850 1	36.050 1	33.700 5	35.600 3	36.700 1	34.550 3
2	Black Hills	*	211.100	35.400 4	33.100 2	36.200 1	35.050 4	36.550 2	34.800 1
3	Calgary	*	209.650	37.450 2	31.800 3	34.450 2	37.050 1	35.350 4	33.550 4
4	Victory-CA	*	204.800	35.050 5	31.100 5	33.850 4	34.400 6	35.750 3	34.650 2
5	SCEGA	*	199.500	35.900 3	31.450 4	30.950 9	36.050 2	33.900 6	31.250 9
6	Avant Coeur	*	196.750	34.050 6	30.300 6	32.800 6	34.200 7	33.950 5	31.450 7
7	InterActive	*	192.300	33.750 7	29.600 8	31.450 8	33.300 9	32.900 8	31.300 8
8	St. Charles	*	188.450	32.700 10	27.050 10	30.000 10	32.150 13	33.650 7	32.900 6
9	Daggett	*	184.900	33.000 8	30.200 7	34.050 3	32.800 11	31.050 11	23.800 12
10	South Coast	*	183.500	32.750 9	25.200 11	28.900 11	34.100 8	29.400 12T	33.150 5
11	Xtreme	*	177.150	28.950 13	21.050 13	31.600 7	34.450 5	31.350 9	29.750 10
12	Lone Mountain	*	173.900	30.750 11	28.150 9	26.750 12	32.850 10	29.400 12T	26.000 11
13	Cutting Edge	*	163.450	29.850 12	22.550 12	25.650 13	32.250 12	31.250 10	21.900 13