

2014 BlackJack National

Meet Results







Feb 21-23, 2014

Page: 1
Printed: 2/21/2014 11:55 AM

Men / 8T / L8 TS

Session: 1A

Judge's Signatures

Rank	Num	Name	Gym							AA
1	929	Matthew Guey	SCEGA	9.000 1	8.800 3T	9.100 8T	9.700 1	9.400 1	8.000 8T	54.000 1
2T	1122	Brandon Briones	USA Flairs	8.400 5T	9.100 1T	9.600 1	9.600 2T	8.500 5T	8.300 3T	53.500 2T
2T	674	Murun Jamiyankhuu	Lakeshore	8.800 2	8.700 5	9.100 8T	9.500 7T	8.800 3T	8.600 1	53.500 2T
4	903	Justin Ah Chow	Roswell	8.300 9T	8.800 3T	9.400 4T	9.600 2T	8.300 7	8.400 2	52.800 4
5T	672	Cody Troha	Lakeshore	8.600 3	7.900 14	9.500 2T	9.500 7T	8.800 3T	8.000 8T	52.300 5T
5T	675	Rithik Puri	Lakeshore	8.200 11T	8.100 12T	9.400 4T	9.400 14T	8.900 2	8.300 3T	52.300 5T
7	327	William Haucke	DeVeau's	8.400 5T	8.400 7T	9.100 8T	9.500 7T	8.100 10T	8.100 6T	51.600 7
8T	1272	Austin Kirk	Avant Coeur	7.800 15	8.400 7*	9.200 7	9.500 7T	8.000 13	8.200 5	51.100 8T
8T	1280	Oliver Zavela	Star Center	8.400 5T	8.400 7*	8.900 13T	9.400 14T	8.500 5T	7.500 13T	51.100 8T
10	604	Eli Bassett	Hayden's	8.200 11T	8.200 11	9.100 8T	9.400 14T	8.200 8T	7.800 11	50.900 10
11	771	Syam Baradagunta	New England AOG	8.100 13T	9.100 1T	8.900 13T	9.600 2T	7.600 17T	7.300 18T	50.600 11
12	1049	Keith Dyson	Star Center	8.500 4	7.400 19	8.800 15T	9.500 7T	7.800 14T	7.900 10	49.900 12
13	1101	Crew Bold	Twister	8.100 13T	7.200 22	9.500 2T	9.500 7T	8.100 10T	7.400 15T	49.800 13
14	612	David Willett	High Point	8.300 9T	7.600 15T	8.800 15T	9.600 2T	8.200 8T	7.100 20T	49.600 14
15	1265	Oz Alkaitis	Xtreme Altitude	7.700 16T	7.500 18	9.000 12	9.300 19T	7.500 19	6.900 22	47.900 15
16T	1050	Max VonHapsburg	Star Center	8.400 5T	6.700 24	9.300 6	9.400 14T	6.100 25	7.700 12	47.600 16T
16T	439	Michael Quick	GTC-Ohio	7.000 23T	8.600 6	8.600 20	9.300 19T	7.000 21T	7.100 20T	47.600 16T
18	1024	Christian Manning-8	Sportsplex	7.400 19	8.100 12T	8.800 15T	9.600 2T	7.400 20	6.200 24	47.500 18
19	1210	Oscar Gonzales-8	Upstate-NY	7.300 20	7.300 20T	8.000 23	9.100 25	7.800 14T	7.400 15T	46.900 19
20	120	Simon Smith	AirTime	7.000 23T	8.300 10	8.100 22	9.500 7T	7.000 21T	6.300 23	46.200 20
21	1285	Kofi Reeves-Miller	Roswell	7.500 18	3.900 27	8.800 15T	9.400 14T	7.600 17T	8.100 6T	45.300 21
22	1209	Jacob Shuboney-8	Upstate-NY	7.100 21T	5.800 26	7.800 25	9.300 19T	7.000 21T	7.500 13T	44.500 22
23	325	Jake Ford	DeVeau's	7.100 21T	7.300 20T	7.600 26	9.200 23T	6.600 24	5.400 25	43.200 23
24	950	Weston Applegate	SIGS	7.700 16T	7.000 23	6.600 27	9.200 23T	5.100 27	4.200 26	39.800 24
25	324	Crew DeVoe	DeVeau's	6.500 25	6.500 25	7.900 24	9.300 19T	6.000 26	3.400 27	39.600 25







2014 BlackJack National

Meet Results

Feb 21-23, 2014

Page: 2
Printed: 2/21/2014 11:55 AM

Men / 8T / L8 TS
Session: 1A

Rank	Num	Name	Gym							AA
26	1123	Devin Smith	USA Flairs	0.000 26T	7.600 15T	8.800 15T	0.000 26T	7.800 14T	7.400 15T	31.600 26
27	673	Lais Najjar	Lakeshore	0.000 26T	7.600 15T	8.500 21	0.000 26T	8.100 10T	7.300 18T	31.500 27

2014 BlackJack National

Meet Results







Feb 21-23, 2014

Page: 1
Printed: 2/21/2014 11:55 AM

Men / 9T / L9 TS

Session: 1A

Judge's Signatures

Rank	Num	Name	Gym							AA
1	1291	Vitaly Guimares	5280 Gym	8.900 1	9.500 1	9.600 1	9.700 2T	9.200 2	9.000 1T	55.900 1
2	932	Blake Wilson	SCEGA	8.800 2T	9.300 2	9.500 2T	9.700 2T	9.300 1	8.800 4T	55.400 2
3	700	Shane Wiskus	MH Gymnastics	8.300 4	8.400 8	9.500 2T	9.700 2T	8.700 5	9.000 1T	53.600 3
4	761	Evan Hymanson	Monmouth	8.000 6T	8.800 4	9.200 6T	9.600 6T	8.600 6	9.000 1T	53.200 4
5	503	Michael Fletcher	Gym Village	7.900 9T	8.000 12T	9.400 4	9.800 1	9.000 3	8.700 6T	52.800 5
6	1275	Russell Johnson	DeVeau's	8.200 5	9.000 3	9.000 10	9.500 11T	8.400 7	8.100 13	52.200 6
7	773	Jonathon Lui	New England AOG	7.900 9T	8.300 9T	9.100 8T	9.600 6T	7.500 12T	8.800 4T	51.200 7
8	581	Sean Neighbarger	Gymstrada	8.800 2T	7.100 16T	9.300 5	9.500 11T	7.900 10T	8.500 10T	51.100 8
9T	1060	PJ Lenz	TAGS	7.200 14	8.000 12T	8.600 14T	9.600 6T	7.200 15	8.700 6T	49.300 9T
9T	446	Craig Jasin	GTC-Ohio	8.000 6T	8.700 5	8.700 13	9.400 14T	7.300 14	7.200 15T	49.300 9T
11	1287	Ivan Alpizar	Eric Will's-Ca.	7.500 11T	7.100 16T	8.800 11T	9.500 11T	7.900 10T	8.400 12	49.200 11
12	759	Eric Manning	Monmouth	8.000 6T	7.200 15	8.300 17	9.400 14T	8.200 9	7.500 14	48.600 12
13T	1132	Dante LaBarre	USA Flairs	6.600 16	8.600 6T	9.100 8T	9.700 2T	5.700 18	8.700 6T	48.400 13T
13T	1072	Kevin Portofee	TVAG	7.300 13	8.300 9T	8.500 16	9.600 6T	7.500 12T	7.200 15T	48.400 13T
15	1274	Parker Clayton	DeVeau's	0.000 19T	8.200 11	9.200 6T	9.600 6T	8.900 4	8.600 9	44.500 15
16	614	Nehemiah Baker	High Point	7.000 15	6.300 18	8.600 14T	9.400 14T	5.500 19	6.200 19	43.000 16
17	1286	Calvin Valrie	Eric Will's-Ca.	7.500 11T	8.600 6T	0.000 20	9.300 17	8.300 8	8.500 10T	42.200 17
18	1059	Blake Wright	TAGS	6.400 17	7.600 14	8.800 11T	9.200 18	0.000 20	6.800 17	38.800 18
19	760	Forrest Kelly	Monmouth	5.700 18	4.100 20	7.500 18	9.100 19	5.800 16T	6.300 18	38.500 19
20	335	Drake Wang	DeVeau's	0.000 19T	4.600 19	7.300 19	0.000 20	5.800 16T	4.400 20	22.100 20