

2015 BlackJack

Meet Results

Feb 20-22, 2015

Page: 1
Printed: 2/20/2015 3:33 PM

Men / 7 / 9-10

Session: 2-C







Judge's Signatures

Rank	Num	Name	Gym							AA
1	186	Tai Gopaul	Buffalo Grove	11.300 1T	11.500 1	11.200 1	12.400 2	11.500 2	10.500 4T	68.400 1
2	775	Maurice Thomas	Lakeshore	11.200 3T	11.300 3	8.200 23	12.300 3T	11.600 1	11.300 1	65.900 2
3T	236	William Fleck	Capital-VA	11.100 6*	10.100 16	10.400 3	12.200 8T	10.700 9	10.800 3	65.300 3T
3T	754	Kyle Walchuk	KMC	11.100 6*	11.400 2	9.800 10	12.000 12T	10.800 7T	10.200 6	65.300 3T
5	1266	Dylan Nelson	USA Flairs	9.000 23	10.900 8	10.300 4T	12.600 1	11.200 5	10.900 2	64.900 5
6	185	Maximillian Olinger	Buffalo Grove	10.200 11	11.100 5	10.700 2	11.900 14	10.800 7T	9.700 8T	64.400 6
7	1195	Sasha Malinkine	Swiss Turners	10.000 13T	11.000 6T	10.300 4T	12.300 3T	11.000 6	9.500 13T	64.100 7
8	774	Erik Bussman	Lakeshore	9.900 15T	11.200 4	10.000 7T	11.800 15T	10.200 12	10.500 4T	63.600 8
9	1335	Justin Walraven	Victory-OK	11.300 1T	10.800 9	7.500 27T	12.200 8T	11.300 4	9.700 8T	62.800 9
10	1196	Colton Tevz	Swiss Turners	10.300 9T	10.300 13T	8.800 20T	12.300 3T	11.400 3	9.500 13T	62.600 10
11	776	Ashkay Puri	Lakeshore	10.100 12	10.500 12	9.200 14T	11.600 20	10.400 11	9.700 8T	61.500 11
12	183	Benjamin Valak	Buffalo Grove	9.900 15T	10.700 10T	9.500 11T	12.200 8T	9.400 16T	9.600 12	61.300 12
13	184	Henry Degner	Buffalo Grove	10.300 9T	10.200 15	9.000 17T	12.300 3T	10.500 10	8.800 20	61.100 13
14	167	Lucas Samaan	Bartlett	8.900 24	11.000 6T	9.500 11T	12.100 11	9.800 13T	8.600 23T	59.900 14
15	843	Robert Gref	Metropolitan-WA	11.200 3T	8.700 28	9.200 14T	12.300 3T	9.200 19T	9.000 17	59.600 15
16	839	Alan Sovrebov	Metropolitan-WA	11.200 3T	8.500 29	8.900 19	11.200 26	9.800 13T	9.400 15	59.000 16
17	268	Matthew Nguyen	Chow's Gymnastics	10.900 8	8.900 26	9.900 9	11.700 18T	8.400 26T	8.900 18T	58.700 17
18	777	Kavan Puri	Lakeshore	9.400 17T	9.200 23T	10.100 6	11.700 18T	9.400 16T	8.300 25T	58.100 18
19T	234	Robert Marsden	Capital-VA	9.200 21T	9.300 21T	9.400 13	12.000 12T	8.500 24T	8.900 18T	57.300 19T
19T	151	Caden Severtson	Avant Coeur	10.000 13T	9.600 19	9.100 16	11.000 28	8.300 28	9.300 16	57.300 19T
21T	467	Aidyn Rivera	First Flight	8.800 25	10.300 13T	8.700 22	11.300 24*	9.700 15	8.300 25T	57.100 21T
21T	842	Kyle Bender	Metropolitan-WA	9.400 17T	8.800 27	10.000 7T	11.300 24*	7.900 30T	9.700 8T	57.100 21T
23	625	Andrew Chand	Gymworld-OH	9.200 21T	9.100 25	7.500 27T	11.400 23	9.200 19T	9.800 7	56.200 23
24	627	Matthew Petros	Gymworld-OH	9.400 17T	9.800 17T	7.200 30	11.800 15T	8.700 23	8.600 23T	55.500 24
25	165	Nikhyl Myers	Bartlett	9.300 20	9.300 21T	8.800 20T	11.500 21T	8.100 29	8.300 25T	55.300 25

2015 BlackJack

Meet Results

Feb 20-22, 2015

Rank	Num	Name	Gym							AA
26	232	Ethan Grace	Capital-VA	7.000 29	9.800 17T	7.500 27T	11.500 21T	9.200 19T	8.700 21T	53.700 26
27	626	David Skocic	Gymworld-OH	8.000 27T	7.900 31	8.000 25T	11.800 15T	8.400 26T	8.700 21T	52.800 27
28	1267	Mason Shea	USA Flairs	8.400 26	9.200 23T	9.000 17T	10.200 30	8.800 22	6.900 31	52.500 28
29	860	Christian Penick	Mid-Columbia	8.000 27T	8.000 30	8.100 24	11.100 27	7.900 30T	7.900 28T	51.000 29
30	152	Patrick McCarthy	Avant Coeur	6.000 30	9.400 20	8.000 25T	10.900 29	8.500 24T	7.900 28T	50.700 30
31	892	Marcus Kushner	NESA	0.000 31	10.700 10T	7.000 31	0.000 31	9.300 18	7.700 30	34.700 31

2015 BlackJack

Meet Results







Feb 20-22, 2015

Page: 1
Printed: 2/20/2015 3:33 PM

Men / 7 / 11-12

Session: 2-C

Judge's Signatures







Rank	Num	Name	Gym							AA
1	1313	Pedro Gomez	Univ Baja	11.200 1	10.300 4	9.200 5T	13.000 1	11.500 1	10.200 3	65.400 1
2	1263	Jagger Zlotoff	USA Flairs	8.400 24	9.800 10T	10.400 1	12.100 6T	11.400 2	10.500 1T	62.600 2
3	590	Judah Sung	GymWorld Central	10.900 2	10.600 2	8.900 9T	11.900 12T	9.900 7	9.700 5T	61.900 3
4	1310	Alejandro Hernandez	Univ Baja	10.400 5	9.800 10T	9.200 5T	12.100 6T	9.600 9T	9.700 5T	60.800 4
5	773	Yasper Piertzky	Lakeshore	10.500 3T	10.000 7T	8.900 9T	11.500 19	10.100 5	9.500 9	60.500 5
6	844	Nikolas Ioannou	Metropolitan-WA	10.500 3T	9.800 10T	9.200 5T	11.900 12T	9.300 12	9.400 10T	60.100 6
7T	93	Brian Cloutier	Active	9.800 11	10.000 7T	8.900 9T	12.200 4T	9.600 9T	9.200 12	59.700 7T
7T	265	Jackson Mellencamp	Chow's Gymnastics	10.000 7T	10.500 3	10.200 2	12.100 6T	7.900 24T	9.000 14	59.700 7T
9T	1312	Enoc Rodelo	Univ Baja	7.400 27	9.300 16T	9.800 3T	12.300 3	10.000 6	10.500 1T	59.300 9T
9T	1334	Isaac Bell	Victory-OK	10.300 6	11.000 1	7.700 20	11.000 25	11.000 3	8.300 18	59.300 9T
11	1252	Tanner Gearheart	Triad	10.000 7T	10.200 5	8.700 12T	11.400 20T	10.200 4	7.400 23	57.900 11
12	1251	Jacob Cuppy	Triad	9.500 12T	9.400 15	9.800 3T	11.700 16T	8.500 19T	8.800 15	57.700 12
13	182	Russell Black	Buffalo Grove	8.500 22T	9.000 22	8.100 17T	12.500 2	8.800 17	9.700 5T	56.600 13
14	699	Anthony Sciulli	IG Ohio	8.200 25	7.800 25	8.700 12T	12.000 9T	9.700 8	9.600 8	56.000 14
15	443	Chance Brogan	Emerald City	9.900 10	9.100 20T	8.400 14	12.000 9T	8.300 21T	8.000 21	55.700 15
16	266	Jude Norris	Chow's Gymnastics	9.300 14	10.100 6	8.000 19	11.800 15	7.900 24T	8.200 19T	55.300 16
17	229	Matt Smith	Capital-VA	9.100 16T	9.300 16T	7.500 23T	11.300 22	9.400 11	8.500 16	55.100 17
18	1333	Caleb Corona	Victory-OK	10.000 7T	10.000 7T	8.100 17T	11.700 16T	8.500 19T	6.700 25	55.000 18
19	1264	Branson Heywood	USA Flairs	8.600 21	9.200 18T	7.500 23T	12.000 9T	9.100 14	8.400 17	54.800 19
20	442	Cole Buck-Stewart	Emerald City	9.200 15	8.400 23	8.200 16	11.200 23T	7.800 26	9.800 4	54.600 20
21	772	Joshua Silverstein	Lakeshore	9.100 16T	7.200 27	7.600 21T	11.900 12T	8.900 16	9.400 10T	54.100 21
22T	837	Andrew Adam	Metropolitan-WA	8.900 19	9.100 20T	7.200 26	12.200 4T	7.200 27	9.100 13	53.700 22T
22T	1232	Ryan Edmonson	Top Squad	8.800 20	8.000 24	9.100 8	10.900 26	8.700 18	8.200 19T	53.700 22T
24	624	Joey Schneider	Gymworld-OH	9.000 18	9.700 13T	7.500 23T	11.700 16T	8.100 23	7.200 24	53.200 24
25	150	Conner Fulks	Avant Coeur	9.500 12T	7.600 26	7.000 27T	10.800 27	9.000 15	7.900 22	51.800 25

2015 BlackJack

Meet Results

Feb 20-22, 2015

Page: 2
 Printed: 2/20/2015 3:33 PM
 Men / 7 / 11-12
 Session: 2-C

Rank	Num	Name	Gym							AA
26	838	Blake Leahy	Metropolitan-WA	7.700 26	9.200 18T	7.600 21T	11.400 20T	7.000 28	6.000 26	48.900 26
27	1311	Antonio Esparza	Univ Baja	8.500 22T	9.700 13T	8.300 15	11.200 23T	9.200 13	0.000 28	46.900 27
28	94	Matthew Myers	Active	6.200 28	6.400 28	7.000 27T	10.000 28	8.300 21T	5.800 27	43.700 28

2015 BlackJack

Meet Results







Feb 20-22, 2015

Page: 1
Printed: 2/20/2015 3:33 PM

Men / 7 / 13+

Session: 2-C

Judge's Signatures







Rank	Num	Name	Gym							AA
1	592	Jonah Kraenzel	GymWorld Central	10.800 1	9.600 2	9.900 1	12.500 1T	10.600 2	9.400 1	62.800 1
2	230	Chaney Keck	Capital-VA	8.600 4	7.000 8	8.400 5	11.700 5	10.700 1	9.300 2	55.700 2
3	267	Chantz Nittler	Chow's Gymnastics	8.700 3	9.700 1	9.000 2	11.900 3	8.300 5	8.000 3	55.600 3
4	591	Brandon Rhode	GymWorld Central	9.700 2	7.600 7	7.800 7	11.800 4	9.100 3	7.100 6	53.100 4
5	445	Will Saunders	Emerald City	7.600 8	9.000 3T	6.500 9	11.300 9	7.000 8	7.500 4	48.900 5
6	231	Kevin Snyder	Capital-VA	6.200 9	8.800 5	7.600 8	11.400 7T	7.600 6T	6.900 7	48.500 6
7	859	Brian Meier	Mid-Columbia	8.100 7	5.100 9	8.300 6	11.000 10	8.400 4	5.000 9	45.900 7
8	593	Michael Lee-Pack	GymWorld Central	8.400 6	8.000 6	8.600 3	11.500 6	0.000 10	7.200 5	43.700 8
9	163	Kaden Lunt	Barefoot	8.500 5	1.000 10	4.500 10	12.500 1T	5.100 9	5.500 8	37.100 9
10	594	Andrew Chmara	GymWorld Central	0.000 10	9.000 3T	8.500 4	11.400 7T	7.600 6T	0.000 10	36.500 10

2015 BlackJack

Team Results

Feb 20-22, 2015

Page: 1
 Printed: 2/20/2015 3:33 PM
 Men / 7 / All Ages
 Session: 2-C

Rank	Gym	Team	Score						
1	Buffalo Grove	*	196.400	31.800 2T	33.300 1	31.400 1	37.200 2	32.800 1	29.900 3
2	Lakeshore	*	193.800	31.800 2T	33.000 2	29.300 3	36.000 6	32.200 2	31.500 1
3	Univ Baja	*	187.000	30.100 7	29.800 6	28.200 6T	37.400 1	31.100 4	30.400 2