

2015 BlackJack

Meet Results

Feb 20-22, 2015

Page: 1
Printed: 2/21/2015 10:54 AM

Men / 8 / 10-12

Session: 4-S

Judge's Signatures

Rank	Num	Name	Gym							AA
1	779	Murun Jamiyankhuu	Lakeshore	12.600 2T	12.100 6	10.900 15T	12.300 1T	13.200 1	13.000 1	74.100 1
2	895	Ian Lasic	NESA	12.500 6T	12.800 3	11.300 9T	11.800 11	12.800 3	12.300 3	73.500 2
3	780	Rithik Puri	Lakeshore	11.800 23T	12.400 4T	11.700 1T	12.300 1T	12.200 6T	12.800 2	73.200 3
4T	690	Tyler Rockwood	Hocking Valley	12.500 6T	13.100 2	11.500 4	11.500 18	12.600 4	11.300 14T	72.500 4T
4T	122	Thomas Wells	AirTime	12.400 9T	12.400 4T	11.600 3	11.200 24T	12.900 2	12.000 5	72.500 4T
6	629	Patrick DaSilva	Gymworld-OH	12.000 14T	13.400 1	10.800 20T	11.400 19T	12.500 5	11.600 7T	71.700 6
7	127	Simon Smith	AirTime	12.800 1	12.000 7T	11.300 9T	11.600 15T	11.900 13	11.500 10T	71.100 7
8	896	Sergey Popov	NESA	12.600 2T	11.900 10	11.300 9T	11.300 21T	12.000 10T	11.700 6	70.800 8
9T	778	Lais Najjar	Lakeshore	12.500 6T	9.800 26T	11.400 5*	12.200 5	12.200 6*	12.100 4	70.200 9T
9T	1049	Arthur Ashton	Queen City	12.100 12T	12.000 7T	11.400 5*	11.700 12T	12.200 6*	10.800 21	70.200 9T
11	781	Sebastian Ingersoll	Lakeshore	12.400 9T	11.600 13	11.000 14	11.900 9T	11.200 27T	11.600 7T	69.700 11
12	689	Dylan Drass	Hocking Valley	12.100 12T	12.000 7T	10.500 28	11.300 21T	11.600 18T	11.600 7T	69.100 12
13	755	Liam Bachman	KMC	12.600 2T	11.100 16T	10.900 15T	11.700 12T	11.300 25T	11.200 17	68.800 13
14T	1051	Cole Baxter	Queen City	11.900 19T	11.500 14	10.600 23T	12.300 1T	11.100 29	11.300 14T	68.700 14T
14T	1050	Davis Millar	Queen City	12.200 11	11.000 18T	11.200 13	11.600 15T	11.700 15T	11.000 18T	68.700 14T
16	533	Matthew Travaglini	Gym & More	12.000 14T	10.300 23	11.400 5T	12.100 6T	11.700 15T	10.900 20	68.400 16
17	534	Noah Sullivan	Gym & More	11.800 23T	11.200 15	10.300 30T	11.200 24T	12.000 10T	11.500 10T	68.000 17
18T	1001	Rhys George	Parkette's	11.900 19T	8.700 32	11.700 1T	12.100 6T	12.000 10T	11.400 13	67.800 18T
18T	756	Kieran Clark	KMC	12.000 14T	11.100 16T	9.800 35	12.000 8	11.600 18T	11.300 14T	67.800 18T
20	1064	Max Riker	RCGA	11.800 23T	11.800 11	10.600 23T	11.900 9T	11.500 22T	9.500 29T	67.100 20
21	120	Alex Wingrove	AirTime	12.000 14T	10.900 20	10.900 15T	10.200 35	11.800 14	10.600 23	66.400 21
22	348	Andrew Layman	Denali	11.900 19T	10.600 21	10.600 23T	11.600 15T	11.300 25T	9.800 28	65.800 22
23	579	Mica Buck	Gym Village	11.600 26	9.500 29T	10.800 20T	11.200 24T	12.100 9	10.400 24	65.600 23
24	815	Grant Balsbough	Metro-Ore	12.000 14T	9.500 29T	10.400 29	11.400 19T	11.500 22T	10.700 22	65.500 24
25	125	Gavin Shepherd	AirTime	11.900 19T	11.000 18T	10.800 20T	10.500 34	11.600 18T	9.500 29T	65.300 25

2015 BlackJack

Meet Results







Feb 20-22, 2015

Page: 2

Printed: 2/21/2015 10:54 AM

Men / 8 / 10-12

Session: 4-S

Rank	Num	Name	Gym							AA
26	1270	Tres Walker	USA Flairs	10.500 34T	9.800 26T	11.300 9T	10.900 31T	11.400 24	11.000 18T	64.900 26
27	350	Jacob Walther	Denali	11.300 32	11.700 12	9.600 37	11.200 24T	11.200 27T	9.000 31	64.000 27
28	1268	Jarek Dillon	USA Flairs	11.400 29T	8.900 31	10.900 15T	10.900 31T	11.000 30	10.200 26	63.300 28
29	121	Colin Gwilliam	AirTime	11.400 29T	9.700 28	10.000 32	11.700 12T	9.300 35T	10.100 27	62.200 29
30	126	Trevan Stevenson	AirTime	12.600 2T	9.900 25	10.600 23T	11.300 21T	9.300 35T	8.300 34T	62.000 30
31	575	Robert Cartwright	Gym Spot	11.500 27T	10.500 22	11.400 5T	11.100 28T	10.500 32	6.300 37	61.300 31
32	1065	Riley Larson	RCGA	10.500 34T	10.200 24	10.900 15T	10.000 36	10.400 33	8.800 33	60.800 32
33	532	Alec VanPevenage	Great Falls	11.500 27T	6.700 34	9.700 36	10.800 33	11.600 18T	10.300 25	60.600 33
34	123	Samson Fullmer	AirTime	10.400 36	8.200 33	9.900 33T	11.100 28T	10.600 31	8.900 32	59.100 34
35	124	Colin Wingrove	AirTime	11.400 29T	0.000 36T	10.600 23T	12.300 1T	11.700 15T	11.500 10T	57.500 35
36	349	Bailey Hudson	Denali	11.200 33	5.000 35	9.900 33T	9.700 37	8.600 37	7.500 36	51.900 36
37	205	Tomo Kawada	CGC-Santee	10.100 37	0.000 36T	10.300 30T	11.000 30	10.300 34	8.300 34T	50.000 37

2015 BlackJack

Meet Results







Feb 20-22, 2015

Page: 1
Printed: 2/21/2015 10:54 AM

Men / 8 / 13-14

Session: 4-S

Judge's Signatures

Rank	Num	Name	Gym							AA
1	897	Callum Sullivan	NESA	12.200 2	11.100 1	10.700 3T	10.900 10	10.700 11T	11.200 2	66.800 1
2	1054	Matt Austin	Queen City	10.900 10	10.200 2	11.200 1	11.200 7T	11.700 1T	9.900 6	65.100 2
3	1004	Ian Reinhard	Parkette's	11.600 6	8.200 10T	10.700 3T	11.700 2	11.700 1T	10.200 5	64.100 3
4	417	Brody Lusk	Dynamic	12.300 1	9.000 5	8.500 15	12.100 1	10.800 10	11.000 3	63.700 4
5	1053	James Wright	Queen City	11.700 4T	8.600 7T	10.000 12T	10.500 12	11.200 5T	11.600 1	63.600 5
6	1271	Jeffrey Maxwell	USA Flairs	10.800 11T	10.000 3	10.700 3T	11.400 5	11.100 7T	9.500 9	63.500 6
7	1272	Matthew Bujor	USA Flairs	11.900 3	9.600 4	10.800 2	11.100 9	11.200 5T	8.800 13	63.400 7
8T	1003	Sam Stringer	Parkette's	11.300 8	8.300 9	10.200 11	11.600 3	11.700 1T	9.200 11	62.300 8T
8T	898	Craig Ackerman	NESA	11.500 7	8.200 10T	10.300 7T	11.500 4	11.400 4	9.400 10	62.300 8T
10	128	Asher Hunt	AirTime	11.700 4T	6.400 15	10.300 7T	11.300 6	10.700 11T	10.400 4	60.800 10
11	1066	Chase Lamb	RCGA	10.300 14	8.200 10T	10.300 7T	9.900 14	9.900 14	9.600 8	58.200 11
12	206	Devin Hunt	CGC-Santee	8.600 15	7.600 13	10.300 7T	11.200 7T	11.100 7T	9.000 12	57.800 12
13	207	Weston Sitton	CGC-Santee	10.400 13	7.300 14	10.000 12T	10.200 13	10.700 11T	8.000 15	56.600 13
14	1052	Cartur Ferguson	Queen City	10.800 11T	8.800 6	10.500 6	0.000 15	11.100 7T	9.800 7	51.000 14
15	129	Tony Devey	AirTime	11.000 9	8.600 7T	9.700 14	10.800 11	0.000 15	8.200 14	48.300 15

2015 BlackJack

Meet Results







Feb 20-22, 2015

Page: 1
Printed: 2/21/2015 10:54 AM

Men / 8 / 15+

Session: 4-S

Judge's Signatures







Rank	Num	Name	Gym							AA
1	130	Matthew Trapnell	AirTime	12.300 1	9.000 2	11.100 1	11.300 2	10.500 2T	11.000 1	65.200 1
2	131	Miles Trapnell	AirTime	11.600 2	8.200 3	9.900 3	11.900 1	10.900 1	9.500 3	62.000 2
3	132	Stone Schouten	AirTime	11.200 3	9.400 1	10.100 2	10.700 3	9.800 4	9.900 2	61.100 3
4	208	Braxton Schwarte-Boyd	CGC-Santee	9.000 4	8.000 4	8.700 4	10.200 4	10.500 2T	0.000 4	46.400 4

2015 BlackJack

Team Results

Feb 20-22, 2015

Page: 1
 Printed: 2/21/2015 10:54 AM
 Men / 8 / All Ages
 Session: 4-S

Rank	Gym	Team	Score						
1	Lakeshore	*	220.000	37.500 2	36.100 1	34.100 1	36.800 1	37.600 1	37.900 1
2	AirTime	*	214.700	37.800 1	35.400 3	34.000 2	35.900 2	36.600 2	35.000 3
3	NESA	*	212.400	37.300 3	35.800 2	33.300 4	34.600 5	36.200 3	35.200 2
4	Queen City	*	209.600	36.200 4	34.500 4	33.800 3	35.600 3	35.600 4	33.900 4
5	USA Flairs	*	194.300	34.100 7	29.400 6	33.000 5	33.400 6	33.700 6	30.700 6
6	Parkette's	*	194.200	34.800 5	25.200 8	32.600 6	35.400 4	35.400 5	30.800 5
7	RCGA	*	186.100	32.600 8	30.200 5	31.800 7	31.800 9	31.800 8	27.900 7
8	Denali	*	181.700	34.400 6	27.300 7	30.100 9	32.500 7	31.100 9	26.300 8
9	CGC-Santee	*	173.000	29.500 9	22.900 10	30.600 8	32.400 8	32.300 7	25.300 9