

2015 BlackJack

Meet Results

Feb 20-22, 2015

Page: 1
Printed: 2/22/2015 11:58 AM

Men / 9 / 13-14

Session: 6-S

Judge's Signatures

Rank	Num	Name	Gym							AA
1	67	Vitaliy Guimaraes	5280 Gym	14.000 2	13.550 2	14.450 1	13.700 1	12.950 16T	13.300 1	81.950 1
2	1114	Eric DeLuna	Scherbo's	14.400 1	12.450 10T	12.550 8T	13.250 5	13.150 13T	12.400 4	78.200 2
3	1273	Brandon Briones	USA Flairs	12.800 19T	13.050 3	13.350 3	13.550 2T	14.100 1	11.150 22T	78.000 3
4	1113	Danny Lasenbby	Scherbo's	13.050 13	13.800 1	12.500 11	13.550 2T	13.100 15	11.550 15T	77.550 4
5	170	Cyrus Matthews	Bartlett	13.200 8	12.650 9	12.700 6T	13.200 6T	12.900 19T	12.800 2	77.450 5
6	281	Edward Silvestar	Cobb	13.300 4T	11.750 20T	13.900 2	12.700 11	12.900 19T	11.500 17	76.050 6
7	248	Andrew Lyubovsky	Capital-VA	13.350 3	12.800 7	11.000 42	13.150 8	13.400 7	12.250 5	75.950 7
8	65	Jake Sawyer	5280 Gym	12.500 29T	12.900 4T	12.700 6T	12.250 21	13.350 8T	11.950 8	75.650 8
9	757	Collin Cunane	KMC	13.150 9T	11.100 31	12.300 14	12.050 23T	13.800 4	12.750 3	75.150 9
10	1358	Christopher Osgood	Victory-CA	12.400 33T	11.400 24	13.000 4	13.350 4	13.550 5	11.400 19	75.100 10
11	1257	Noah Scigliano	Triad	12.900 17	12.450 10T	11.100 38T	12.500 14T	13.200 12	11.800 10	73.950 11
12	63	Derek Stark	5280 Gym	13.000 14T	12.350 12	11.850 19T	13.200 6T	12.600 27T	10.800 28T	73.800 12
13	463	Christian Jarrell	Fairland	12.600 26T	12.100 15	12.550 8T	12.350 20	12.250 42T	11.900 9	73.750 13
14	1112	Tyler Brennan	Scherbo's	13.100 12	9.700 54T	12.550 8T	12.750 9T	14.050 2	11.100 24T	73.250 14
15	1256	Carter Tope	Triad	13.150 9T	12.000 17T	12.450 12	12.750 9T	12.650 25T	10.000 53	73.000 15
16	1391	Jonah James	West Coast	12.750 22T	11.250 26	12.850 5	10.850 54	12.950 16T	11.750 11	72.400 16
17	1201	Logan Ciocarelli	Swiss Turners	13.300 4T	11.000 32	10.900 45T	12.500 14T	13.450 6	11.150 22T	72.300 17
18	85	Erik Engelke	Above Bar	12.500 29T	12.900 4T	11.850 19T	10.600 58	13.300 11	10.700 33T	71.850 18
19	247	Kazuki Hayashi	Capital-VA	12.950 16	11.200 27T	11.100 38T	12.050 23T	12.750 21T	11.550 15T	71.600 19
20	209	Zachary Wallace	CGC-Santee	10.500 61	12.700 8	11.900 18	11.600 34T	12.950 16T	11.650 13T	71.300 20
21	1390	Dominic Costa	West Coast	12.400 33T	11.150 29T	11.950 17	11.150 47	12.600 27T	11.650 13T	70.900 21
22	302	Kevin Tang	Daggett	12.000 45T	12.050 16	11.600 25T	12.450 18T	11.950 47T	10.650 35T	70.700 22
23	851	Zach Ziolkowski	Michiana	12.650 25	11.200 27T	10.800 48T	12.500 14T	12.250 42T	10.800 28T	70.200 23
24	62	Calvin Bleskan	5280 Gym	12.200 39T	12.200 13T	11.650 23T	11.250 44T	12.450 32	10.050 51T	69.800 24
25	171	Adam Sousa	Bartlett	12.550 28	11.150 29T	10.950 43T	12.450 18T	13.150 13T	9.450 59	69.700 25

2015 BlackJack

Meet Results

Feb 20-22, 2015

Page: 2
Printed: 2/22/2015 11:58 AM

Men / 9 / 13-14

Session: 6-S

Rank	Num	Name	Gym							AA
26	249	Iain Allingham	Capital-VA	12.400 33T	12.200 13T	11.150 36T	11.250 44T	12.700 23T	9.850 55	69.550 26
27	758	Devin Trinter	KMC	12.450 31T	9.200 61T	11.500 27	11.450 38T	13.350 8T	11.450 18	69.400 27
28	1199	Cash Buske	Swiss Turners	12.750 22T	8.500 66	12.350 13	12.550 12T	11.700 53	11.250 21	69.100 28
29	870	Alex Walther	Minnetonka	13.300 4T	9.800 52T	10.200 57T	11.450 38T	12.750 21T	11.350 20	68.850 29
30	300	Teaanou Gonzales	Daggett	12.800 19T	10.700 36T	12.150 15	11.550 37	12.250 42T	9.150 60	68.600 30
31	581	Scott Anneser	Gym Village	11.900 47	10.300 43T	11.050 41	11.950 25T	12.350 36T	10.800 28T	68.350 31
32T	637	Jacob Cooke	Hanover	11.000 58	11.750 20T	10.550 51	12.550 12T	12.650 25T	9.800 56	68.300 32T
32T	577	Casey Wood	Gym Spot	11.600 51T	10.550 40	11.200 34T	11.600 34T	12.350 36T	11.000 26	68.300 32T
34	871	Gisli Torrison	Minnetonka	13.150 9T	10.200 45T	9.550 64	11.900 28	12.600 27T	10.750 31T	68.150 34
35	1071	Zachary Weder	Salcianu	12.200 39T	10.700 36T	11.150 36T	12.100 22	11.100 63	10.550 39T	67.800 35
36	869	Ethan Oldham	Minnetonka	11.800 49	10.800 34	10.900 45T	10.950 52	12.550 30	10.750 31T	67.750 36
37T	677	Colby Carmichael	High Performance	12.750 22T	10.900 33	10.800 48T	11.250 44T	11.650 54T	10.300 42*	67.650 37T
37T	61	Connor Thomas	5280 Gym	12.200 39T	10.000 48T	11.250 31T	11.950 25T	11.950 47T	10.300 42*	67.650 37T
39	250	Jared Linde	Capital-VA	11.150 56T	10.200 45T	11.300 29T	11.950 25T	12.350 36T	10.450 41	67.400 39
40	86	Justin Talley	Above Bar	13.220 7	9.450 56T	10.850 47	11.350 40T	12.400 33T	10.100 49T	67.370 40
41	1340	Chase Chitwood	Victory-OK	10.450 62	11.650 23	12.000 16	11.600 34T	11.500 59T	10.100 49T	67.300 41
42	1068	Jack Riker	RCGA	12.800 19T	11.300 25	9.900 61T	10.400 61	12.700 23T	10.050 51T	67.150 42
43	580	Dominic Ramalho	Gym Village	12.350 36T	9.000 63T	11.400 28	11.700 31T	12.350 36T	10.150 47T	66.950 43
44T	1277	Zachary Townsend	USA Flairs	11.600 51T	10.700 36T	10.950 43T	11.000 51	12.200 45	10.300 42T	66.750 44T
44T	1275	Kolbe Powell	USA Flairs	10.250 63	11.700 22	11.600 25T	10.900 53	11.650 54T	10.650 35T	66.750 44T
46T	1341	Joshua Corona	Victory-OK	12.850 18	10.450 42	10.650 50	10.500 60	11.850 50T	10.150 47T	66.450 46T
46T	715	Virgil Watkins	Infinity	12.200 39T	9.900 50	10.450 53T	11.700 31T	11.600 57	10.600 37T	66.450 46T
48	868	Tyler Schmidt	Minnetonka	11.150 56T	9.350 58	11.250 31T	11.100 48T	12.400 33T	11.100 24T	66.350 48
49	536	Lucas Marden	Gym & More	12.050 43T	10.150 47	11.650 23T	11.100 48T	11.500 59T	9.500 58	65.950 49
50	418	Gianni Young	Dynamic	13.000 14T	9.450 56T	8.600 66	11.100 48T	11.650 54T	12.000 7	65.800 50

2015 BlackJack

Meet Results







Feb 20-22, 2015

Page: 3

Printed: 2/22/2015 11:58 AM

Men / 9 / 13-14

Session: 6-S

Rank	Num	Name	Gym							AA
51	717	Zachary Taylor	Infinity	11.500 53	9.250 59T	11.100 38T	11.350 40T	11.850 50T	10.250 45T	65.300 51
52	716	Colin Macarthur	Infinity	11.850 48	9.800 52T	9.900 61T	11.300 42T	12.500 31	9.700 57	65.050 52
53T	568	T.J. Hellman	Gym Nevada	12.250 38	10.750 35	9.350 65	11.750 30	11.900 49	8.600 62T	64.600 53T
53T	1153	Michael Eades	Seawind	12.000 45T	10.600 39	10.000 59T	11.300 42T	10.000 65	10.700 33T	64.600 53T
55	301	Devon Lane	Daggett	10.900 59	10.500 41	11.300 29T	11.650 33	11.250 62	8.500 64	64.100 55
56	502	Nate Hutchinson	Gold Cup	11.700 50	9.250 59T	10.200 57T	9.700 64	11.800 52	10.850 27	63.500 56
57	678	Cole Reiner	High Performance	12.450 31T	9.850 51	10.400 55T	10.550 59	11.550 58	7.600 65	62.400 57
58	582	Zachary Dancoes	Gym Village	10.600 60	8.900 65	10.000 59T	10.350 62T	12.300 41	9.950 54	62.100 58
59	732	Matthew Lim	Inland Empire	12.350 36T	7.200 67	9.750 63	10.750 56	11.350 61	8.600 62T	60.000 59
60	64	Ian Waalkes	5280 Gym	12.600 26T	12.000 17T	10.500 52	10.350 62T	0.000 66T	10.550 39T	56.000 60
61	1152	Nathaniel Roosevelt	Seawind	12.050 43T	10.000 48T	10.450 53T	10.700 57	12.350 36T	0.000 66T	55.550 61
62	1392	Zion English	West Coast	0.000 64T	10.300 43T	0.000 67T	12.500 14T	13.350 8T	12.050 6	48.200 62
63	425	Zachary Thomas	Eagle-TX	0.000 64T	11.800 19	11.700 22	0.000 65T	12.050 46	10.600 37T	46.150 63
64	280	Matthew Rauls	Cobb	0.000 64T	9.200 61T	11.200 34T	0.000 65T	12.400 33T	10.250 45T	43.050 64
65	1276	Lane Brooks	USA Flairs	11.250 55	9.700 54T	11.250 31T	0.000 65T	0.000 66T	8.700 61	40.900 65
66	1278	Jake Geurkink	USA Flairs	11.300 54	0.000 68T	0.000 67T	10.800 55	11.000 64	0.000 66T	33.100 66
67	276	Mitchell Conzemius	Classic-MN	0.000 64T	9.000 63T	10.400 55T	11.800 29	0.000 66T	0.000 66T	31.200 67
68	1274	Gavin LaRoche	USA Flairs	0.000 64T	12.850 6	0.000 67T	0.000 65T	13.850 3	0.000 66T	26.700 68
69	1200	Genya Nenaydykh	Swiss Turners	0.000 64T	0.000 68T	11.800 21	0.000 65T	0.000 66T	11.700 12	23.500 69

2015 BlackJack

Meet Results







Feb 20-22, 2015

Page: 1
Printed: 2/22/2015 11:58 AM

Men / 9 / 15+

Session: 6-S







Judge's Signatures

Rank	Num	Name	Gym							AA
1	1393	Robbie Tambunting	West Coast	12.650 1	9.800 2	11.550 1	12.600 1	12.300 1	10.650 1	69.550 1
2	1279	Christian Silbermann	USA Flairs	12.550 2	9.450 4	10.700 2	10.500 3	12.100 2	9.600 2	64.900 2
3	351	Benjamin Cox	Denali	12.450 3	10.400 1	9.300 3	11.950 2	11.000 3	9.300 3	64.400 3
4	872	Carter Pickens	Minnetonka	0.000 4	9.600 3	0.000 4	0.000 4	0.000 4	0.000 4	9.600 4

2015 BlackJack

Team Results

Feb 20-22, 2015

Rank	Gym	Team	Score						
1	5280 Gym	*	231.500	39.600 2	38.800 1	39.000 1	39.150 2	38.900 3T	36.050 1
2	Scherbo's	*	229.000	40.550 1	35.950 4	37.600 2	39.550 1	40.300 1	35.050 3
3	Capital-VA	*	218.700	38.700 3	36.200 3	33.550 7	37.150 3	38.850 5	34.250 4
4	USA Flairs	*	218.450	36.950 6	37.600 2	36.200 4	35.450 6	40.150 2	32.100 7
5	West Coast	*	217.450	37.800 5	32.700 6	36.350 3	36.250 4	38.900 3T	35.450 2
6	Minnetonka	*	206.950	38.250 4	30.800 7	32.350 9	34.450 7	37.900 6	33.200 6
7	Daggett	*	203.400	35.700 7	33.250 5	35.050 5T	35.650 5	35.450 9	28.300 10
8	Gym Village	*	197.400	34.850 9	28.200 9	32.450 8	34.000 9	37.000 7	30.900 8
9	Infinity	*	196.800	35.550 8	28.950 8	31.450 10	34.350 8	35.950 8	30.550 9
10	Swiss Turners	*	164.900	26.050 10T	19.500 18	35.050 5T	25.050 12	25.150 15	34.100 5