

# 2016 BlackJack

## Meet Results







Feb 20-22, 2016

Page: 1  
Printed: 2/19/2016 12:21 PM

Men / 5 / 7-8

Session: 1C

Judge's Signatures

Rank	Num	Name	Gym							AA
1	889	Zander Malinis	Lakeshore	11.900 2	11.900 1	10.900 3	9.700 2	11.400 2	11.600 1	67.400 1
2	886	Maximus Kongabel	Lakeshore	12.100 1	11.600 2	11.100 2	9.500 3	11.500 1	10.600 6	66.400 2
3	572	JR Deocariza	Genesis	10.600 13	9.900 9	11.800 1	9.100 5	10.300 3T	11.000 4	62.700 3
4	1027	John Kronmiller	New England	11.700 3	11.500 3	10.400 6T	8.800 9T	10.300 3T	9.900 9T	62.600 4
5	375	Connor Linford	Clovis	10.900 9T	10.100 6	10.600 5	9.800 1	8.900 15T	11.300 2	61.600 5
6	1047	Jack Almeda	New England	11.000 7T	9.800 10	9.200 16T	9.400 4	9.900 7	11.200 3	60.500 6
7	887	Michael Sherman	Lakeshore	10.900 9T	10.300 5	9.500 14T	9.000 6T	9.800 8	10.900 5	60.400 7
8	573	Ray New	Genesis	11.100 6	10.000 7T	10.000 11	8.800 9T	10.200 5	9.300 14	59.400 8
9	1046	Vann Hotchkiss	New England	11.200 4T	9.100 16T	10.700 4	8.800 9T	10.000 6	9.500 12T	59.300 9
10	1540	Cole Hanks	USA Gymworld-UT	9.900 17T	9.700 11	9.800 12T	8.700 14T	9.600 10	10.500 7	58.200 10
11	120	Quinn McDevitt	American - SF	9.600 19	10.000 7T	10.200 8T	8.800 9T	9.500 11T	9.900 9T	58.000 11
12	1536	Saylor Bowman	USA Gymworld-UT	11.200 4T	9.400 13T	10.400 6T	8.500 18T	9.500 11T	8.600 17	57.600 12
13	87	Dillon Ellis	AirTime	9.500 20T	10.400 4	10.200 8T	8.000 21T	8.900 15T	10.100 8	57.100 13
14	1734	Toren Fedor	Xt. Altitude	10.800 12	9.400 13T	9.500 14T	8.900 8	9.700 9	7.300 27	55.600 14
15	1541	Austin Landa	USA Gymworld-UT	11.000 7T	8.700 20T	9.200 16T	8.800 9T	8.100 22T	8.000 23	53.800 15
16	1543	Adler Monson	USA Gymworld-UT	9.900 17T	8.800 18T	9.200 16T	9.000 6T	7.700 26	9.000 15	53.600 16
17	1406	Aydin Khan	Stumpf's	9.400 22T	9.500 12	10.100 10	8.600 16T	7.500 27	8.200 20T	53.300 17
18	1677	Adam Roche	Xt. Altitude	10.400 14	8.100 22	8.800 19	8.600 16T	9.000 13T	8.200 20T	53.100 18
19	473	Quentin Dolezal	Dynamo	10.900 9T	9.100 16T	7.300 26	7.700 27	8.100 22T	9.500 12T	52.600 19
20	1542	Dax Moore	USA Gymworld-UT	8.900 25	8.800 18T	7.500 25	8.200 20	9.000 13T	9.800 11	52.200 20
21	1405	Zachary Bridenbaker	Stumpf's	9.400 22T	9.300 15	9.800 12T	7.800 23T	7.400 28	8.100 22	51.800 21
22	1678	Nolan Rickauer	Xt. Altitude	10.000 16	6.000 27	8.300 21	8.500 18T	8.200 21	8.500 18T	49.500 22
23	1675	Tanner Scott	Xt. Altitude	10.200 15	5.700 28	8.400 20	8.700 14T	8.000 24	7.700 25	48.700 23
24	1676	Shane Smith	Xt. Altitude	9.500 20T	7.000 24	7.200 27T	7.800 23T	8.600 18T	8.500 18T	48.600 24
25	86	Jefferson Hunter	AirTime	9.000 24	6.700 25	7.900 23	8.000 21T	7.900 25	8.800 16	48.300 25







# 2016 BlackJack

## Meet Results

Feb 20-22, 2016

Page: 2  
Printed: 2/19/2016 12:21 PM

Men / 5 / 7-8  
Session: 1C

Rank	Num	Name	Gym							AA
26	1150	Alexander Sibbald	Pacific Coast	8.200 28	7.600 23	7.200 27T	7.800 23T	8.300 20	7.900 24	47.000 26
27	1673	Nate Johnson	Xt. Altitude	8.600 26	6.300 26	8.000 22	7.800 23T	8.700 17	7.400 26	46.800 27
28	1674	Liam Doran	Xt. Altitude	8.300 27	8.700 20T	7.800 24	7.000 28	8.600 18T	6.000 28	46.400 28

# 2016 BlackJack

## Meet Results

Feb 20-22, 2016

Page: 1  
Printed: 2/19/2016 12:21 PM

Men / 5 / 9-10

Session: 1C

Judge's Signatures

Rank	Num	Name	Gym							AA
1	376	Bryson Brandon	Clovis	10.400 6T	10.700 2	11.100 2	9.900 2	10.200 2T	11.400 2T	63.700 1
2	378	Max Hairabedian	Clovis	10.700 5	10.200 5T	10.600 4	10.000 1	9.800 5T	11.800 1	63.100 2
3	574	Tyon Abein	Genesis	10.300 8T	11.400 1	11.200 1	9.100 5T	10.400 1	9.800 17	62.200 3
4	1683	Jack Conigliaro	Xt. Altitude	11.100 1	10.200 5T	9.700 8T	8.700 12T	10.100 4	11.100 4	60.900 4
5	90	Jace Wilson	AirTime	9.700 15T	10.000 8	9.900 6	9.300 4	9.600 8	10.900 5	59.400 5
6	1410	William Rosen	Stumpf's	10.900 2T	8.000 28	9.600 10	9.100 5T	9.700 7	11.400 2T	58.700 6
7	1609	Landon Woodhouse	VEGA	10.100 10T	9.300 16T	9.300 13T	9.600 3	9.400 9	10.400 10T	58.100 7
8	1680	Asher Gannett-Mathews	Xt. Altitude	10.900 2T	9.900 9T	9.100 15	8.800 11	8.100 21	10.700 6	57.500 8
9	88	Tristan Hendrickson	AirTime	9.200 22	9.300 16T	10.700 3	9.000 8	8.800 15T	10.300 13T	57.300 9
10	1048	Luis Kuenzler	New England	8.500 26	10.300 3T	9.700 8T	8.900 9T	9.800 5T	9.700 18	56.900 10
11	1620	Zechary Coffman	WVG	10.100 10T	9.700 13T	9.400 11T	7.900 22T	9.300 10T	10.400 10T	56.800 11
12	89	Evan Ellis	AirTime	9.300 21	10.300 3T	8.900 16	7.400 27	10.200 2T	10.600 7T	56.700 12
13	1408	Clarence Funderburg	Stumpf's	10.300 8T	8.800 21T	9.300 13T	8.700 12T	9.100 12T	10.300 13T	56.500 13
14	122	Thomas Martinez	American - SF	10.900 2T	8.800 21T	8.800 17	8.900 9T	9.100 12T	9.900 16	56.400 14
15	1407	Jonah Weber	Stumpf's	9.500 18T	9.800 11T	9.800 7	7.500 26	8.300 19	10.500 9	55.400 15
16	125	Blake Wong	American - SF	9.800 14	10.200 5T	8.100 23T	8.600 14T	7.800 25	9.600 19T	54.100 16
17	124	Zachary Bernard	American - SF	10.400 6T	9.900 9T	8.700 18	7.900 22T	7.900 23T	9.000 22T	53.800 17
18	126	Luca Morrison	American - SF	9.900 13	9.000 18T	7.900 25	8.600 14T	8.000 22	10.300 13T	53.700 18
19	1679	Spencer Gibson	Xt. Altitude	9.500 18T	8.100 26T	10.000 5	8.400 17T	8.200 20	8.600 24	52.800 19
20	121	Lukas Kropat	American - SF	7.100 28	9.700 13T	9.400 11T	6.800 30	9.300 10T	10.400 10T	52.700 20
21	1608	Blaise McBee	VEGA	9.700 15T	8.400 24T	8.200 22	8.400 17T	8.800 15T	9.000 22T	52.500 21
22T	1681	Nicholas Kastner	Xt. Altitude	9.500 18T	9.800 11T	8.100 23T	8.000 21	7.600 26T	9.300 21	52.300 22T
22T	1409	Aiden Hammerl	Stumpf's	8.800 24	9.000 18T	8.500 20	9.100 5T	8.800 15T	8.100 27	52.300 22T
24	223	Carson Knapp	Barefoot	9.100 23	9.700 13T	8.300 21	7.200 28	9.000 14	8.200 25T	51.500 24
25	1153	Andrew Lopez	Pacific Coast	6.700 29	8.900 20	8.600 19	7.900 22T	8.800 15T	9.600 19T	50.500 25







# 2016 BlackJack

## Meet Results

Feb 20-22, 2016

Page: 2  
Printed: 2/19/2016 12:21 PM

Men / 5 / 9-10  
Session: 1C

Rank	Num	Name	Gym							AA
26	123	Porter Strother	American - SF	8.400 27	7.800 29	7.300 28	8.300 19T	7.900 23T	10.600 7T	50.300 26
27	256	Angel Gael Munoz	Brevno	9.700 15T	8.100 26T	7.500 26T	8.600 14T	7.300 28	8.200 25T	49.400 27
28	474	Matthew Goodman	Dynamo	10.000 12	8.400 24T	7.500 26T	7.600 25	6.900 29	7.700 28	48.100 28
29	1151	Noah Kovach	Pacific Coast	8.600 25	8.700 23	7.000 29	8.300 19T	7.600 26T	7.200 29	47.400 29
30	1682	Jesse Shook	Xt. Altitude	6.100 30	5.300 30	6.600 30	7.100 29	5.700 30	6.700 30	37.500 30

# 2016 BlackJack

## Meet Results







Feb 20-22, 2016

Page: 1  
Printed: 2/19/2016 12:21 PM

Men / 5 / 11+

Session: 1C

Judge's Signatures







Rank	Num	Name	Gym							AA
1	1672	Ethan Hein	Xt. Altitude	10.900 3	9.000 6T	10.800 1	9.000 4T	10.200 1	11.700 1	61.600 1
2	576	Daniel Allen	Genesis	9.200 5T	10.300 1	9.600 3	9.400 1	9.100 2	10.600 3T	58.200 2
3	119	Marat Tom	American - SF	11.000 1T	9.600 3	9.700 2	8.700 7	8.700 3	9.700 5	57.400 3
4	118	Caleb Sun	American - SF	11.000 1T	9.500 4	9.200 4	9.000 4T	7.300 9	10.600 3T	56.600 4
5	1149	Aidan Sanchez	Pacific Coast	9.500 4	9.300 5	8.500 6	9.100 3	8.100 6T	10.800 2	55.300 5
6	571	Ethan Kuhn	Genesis	9.200 5T	9.000 6T	8.600 5	9.200 2	8.600 4	8.900 7	53.500 6
7	1606	Javier Naranjo	VEGA	9.100 7	9.700 2	8.100 7	8.400 8	8.500 5	9.400 6	53.200 7
8	1671	Trevor O'Dowd	Xt. Altitude	7.900 8	7.200 8	7.700 8	8.900 6	8.100 6T	7.000 8	46.800 8
9	1669	Jack Miller	Xt. Altitude	7.700 9	6.200 9	5.500 9	6.700 9	7.500 8	6.000 9	39.600 9

# 2016 BlackJack

## Team Results

Feb 20-22, 2016

Page: 1  
 Printed: 2/19/2016 12:23 PM  
 Men / 5 / All Ages  
 Session: 1C

Rank	Gym	Team	Score						
1	Lakeshore	*	194.200	34.900 1	33.800 1	31.500 3	28.200 2	32.700 1	33.100 3
2	Clovis	*	188.400	32.000 6T	31.000 4	32.300 2	29.700 1	28.900 5	34.500 1
3	Genesis	*	186.700	32.000 6T	31.700 2	33.000 1	27.700 3	30.900 2	31.400 7
4	New England	*	184.400	33.900 2	31.600 3	30.800 4T	27.100 4	30.200 3	30.800 8
5	Xt. Altitude	*	183.600	32.900 3T	29.900 7	30.500 6	26.800 6	30.000 4	33.500 2
6	American - SF	*	178.500	32.900 3T	30.100 6	29.300 9	26.700 7	27.900 8	31.600 6
7	AirTime	*	176.800	28.500 10	30.700 5	30.800 4T	26.300 10	28.700 6	31.800 5
8	Stumpf's	*	175.700	30.700 8	28.600 8	29.700 7	26.900 5	27.600 9	32.200 4
9	USA Gymworld-UT	*	173.300	32.100 5	27.900 9	29.400 8	26.500 8	28.100 7	29.300 9
10	VEGA	*	163.800	28.900 9	27.400 10	25.600 10	26.400 9	26.700 10	28.800 10
11	Pacific Coast	*	156.300	26.300 11	26.900 11	24.300 11	25.300 11	25.200 11	28.300 11