

2016 BlackJack

Meet Results

Feb 20-22, 2016

Page: 1
Printed: 2/19/2016 12:21 PM

Men / 5 / 7-8

Session: 1H

Judge's Signatures

Rank	Num	Name	Gym							AA
1	330	Mattias Radke	Calgary	10.400 2	10.500 3	11.600 1	8.900 8	11.800 1	10.600 1	63.800 1
2	328	Jackson Battista	Calgary	9.200 11T	10.800 1T	11.100 3T	9.500 2	11.200 2	10.000 3T	61.800 2
3	329	Macy-Brett Collins	Calgary	9.400 9T	9.500 5	11.100 3T	9.400 3T	11.100 3T	9.900 5	60.400 3
4	607	Rokko Park	Golden ST	10.100 4	9.200 6T	10.500 8	9.400 3T	11.100 3T	9.500 6T	59.800 4
5	606	Kieran Cox	Golden ST	10.000 5	9.000 10	10.900 6	8.400 16	11.100 3T	9.300 8T	58.700 5
6	957	Griffin Behnke	Metropolitan-WA	10.600 1	7.600 22	10.200 11	10.000 1	11.100 3T	9.000 13	58.500 6
7	777	Gavin Kekumu	Hawaii	8.200 20	9.700 4	10.400 9	8.800 9T	10.700 7	10.000 3T	57.800 7
8	450	Caleb Evangelista	Diamondback	9.700 6	9.100 8T	11.100 3T	7.900 20	9.900 14T	9.500 6T	57.200 8
9	646	Nolan Moore	Gym Nevada	9.100 13T	8.600 13T	10.700 7	8.800 9T	10.400 8	9.200 11T	56.800 9
10T	332	Theo Freeman	Calgary	9.500 7T	8.600 13T	11.400 2	9.000 6*	7.300 26	10.400 2	56.200 10T
10T	142	Dominic Banducci	American-CA	10.200 3	7.800 17T	9.800 12T	9.000 6*	10.100 9T	9.300 8T	56.200 10T
12	644	Tyler Cunningham	Gym Nevada	8.800 15T	10.800 1T	9.800 12T	9.100 5	9.200 23T	8.300 19T	56.000 12
13	941	Austin Bernards	Metro-Ore	9.400 9T	7.700 20T	10.300 10	8.500 13T	9.500 17T	8.800 14	54.200 13
14	776	Saxoni Frank	Hawaii	9.200 11T	7.800 17T	9.400 17	8.500 13T	10.000 11T	8.700 15	53.600 14
15	331	Max Georgiev	Calgary	9.500 7T	8.900 11	9.700 14	7.800 21	9.300 21T	8.200 21	53.400 15
16	334	Kai Yoshimura	Calgary	8.600 17T	7.700 20T	9.200 19T	8.700 12	10.000 11T	8.600 16	52.800 16
17	141	Joshua Pence	American-CA	8.600 17T	9.200 6T	8.800 23	8.300 17	9.500 17T	8.100 22T	52.500 17
18T	645	Carter Gaedtke	Gym Nevada	8.500 19	8.400 16	8.200 25	8.100 18	10.000 11T	9.200 11T	52.400 18T
18T	1113	Rohan Ali	OOA	7.800 23	8.800 12	9.200 19T	8.800 9T	9.500 17T	8.300 19T	52.400 18T
20	643	Caleb Blanchard	Gym Nevada	8.100 21T	6.800 23	9.500 15T	8.500 13T	9.700 16	8.400 17T	51.000 20
21	333	Joshua Lonnen	Calgary	8.800 15T	9.100 8T	8.100 26	6.600 24	9.500 17T	8.400 17T	50.500 21
22	647	Jacob Revels	Gym Nevada	7.700 24	8.500 15	9.500 15T	6.300 25	9.900 14T	8.100 22T	50.000 22
23	327	David Ross	Calgary	6.800 25	7.800 17T	9.000 21	7.400 22	8.500 25	9.300 8T	48.800 23
24	335	Nolan Duncan	Calgary	9.100 13T	5.000 26	8.700 24	8.000 19	9.200 23T	7.400 24	47.400 24
25	326	Ian Johnson	Calgary	8.100 21T	5.700 25	9.300 18	7.000 23	10.100 9T	6.900 25	47.100 25







2016 BlackJack

Meet Results

Feb 20-22, 2016

Page: 2
Printed: 2/19/2016 12:21 PM

Men / 5 / 7-8
Session: 1H

Rank	Num	Name	Gym							AA
26	336	Zachary Stein	Calgary	0.000 26	6.500 24	8.900 22	0.000 26	9.300 21T	0.000 26	24.700 26

2016 BlackJack

Meet Results



Feb 20-22, 2016

Page: 1
Printed: 2/19/2016 12:21 PM

Men / 5 / 9-10

Session: 1H

Judge's Signatures

Rank	Num	Name	Gym							AA
1	337	Koen Keller	Calgary	11.000 1	10.400 1	11.300 1	9.700 1T	9.600 18T	11.500 2	63.500 1
2	964	Jonah Soltz	Metropolitan-WA	10.000 6T	10.100 3	11.100 2T	9.100 9T	11.200 2	11.200 3	62.700 2
3	338	Kolten Schweitz	Calgary	10.100 5	9.900 4T	10.900 5T	9.700 1T	11.600 1	10.200 5T	62.400 3
4	779	Anthony Gonzalez	Hawaii	10.300 4	8.400 18T	11.100 2T	8.900 13	10.700 7T	11.600 1	61.000 4
5	959	Joey Jacroux	Metropolitan-WA	9.700 10T	9.500 10	10.800 7T	9.600 4	11.000 3T	10.200 5T	60.800 5
6	608	Leo Gasparyan	Golden ST	8.800 16	9.800 7	11.100 2T	9.500 5	10.700 7T	10.500 4	60.400 6
7	609	Paul Acker	Golden ST	8.900 15	9.900 4T	10.900 5T	8.800 14	10.500 10T	10.200 5T	59.200 7
8	610	Dylan Cho	Golden ST	10.000 6T	9.900 4T	10.800 7T	9.200 8	9.700 17	9.100 16T	58.700 8
9	149	Carson Ming	American-CA	9.500 12	9.300 11	10.400 11	9.000 12	10.800 6	9.100 16T	58.100 9
10	452	Isaac Erickson	Diamondback	9.300 13	9.600 8T	10.300 12T	8.600 15	10.700 7T	9.500 13	58.000 10
11T	778	Riley Salamat	Hawaii	10.400 3	9.000 12T	10.500 10	8.400 17T	10.500 10T	9.100 16T	57.900 11T
11T	1072	Maclane Mirrotto	New Hope	10.500 2	10.200 2	9.900 15T	9.700 1T	8.700 23	8.900 19	57.900 11T
13	965	Jeremiah West	Metropolitan-WA	8.400 21	8.700 15T	10.300 12T	9.300 6T	11.000 3T	9.300 14	57.000 13
14	451	Max Zabriskie	Diamondback	9.900 9	9.000 12T	9.800 17	8.000 22	11.000 3T	9.200 15	56.900 14
15	1115	Marcos Ngo	OOA	9.000 14	8.200 21	10.000 14	9.100 9T	10.300 12	10.000 8	56.600 15
16	453	Caleb Wood	Diamondback	10.000 6T	9.600 8T	9.300 19	9.300 6T	9.600 18T	8.600 22	56.400 16
17	1114	Mathew Borne	OOA	8.500 18T	8.500 17	9.700 18	8.400 17T	10.200 13	9.900 9T	55.200 17
18	963	Owen Nowak	Metropolitan-WA	9.700 10T	8.400 18T	8.600 23T	9.100 9T	9.300 21	9.900 9T	55.000 18
19	962	Tanner Hardley	Metropolitan-WA	8.200 24	8.700 15T	9.900 15T	8.500 16	9.800 16	9.600 12	54.700 19
20	150	Nicolas Cisneros	American-CA	8.300 22T	7.800 23	10.800 7T	8.400 17T	9.400 20	9.800 11	54.500 20
21	961	Mason Schuller	Metropolitan-WA	8.600 17	8.900 14	8.800 21T	7.400 25	10.000 14	8.800 20T	52.500 21
22	143	Kelechi Anucha	American-CA	8.500 18T	8.300 20	9.100 20	7.700 23T	9.900 15	8.800 20T	52.300 22
23	1073	Isaiah Burney	New Hope	8.300 22T	8.100 22	8.500 25	8.100 21	9.100 22	8.400 23	50.500 23
24	146	Brendan Erickson	American-CA	8.000 25	7.200 25	8.400 26	7.700 23T	8.600 24	7.600 25	47.500 24
25	144	Braydon Bottoms	American-CA	7.500 26	7.500 24	8.600 23T	8.400 17T	0.000 26	7.900 24	39.900 25

2016 BlackJack

Meet Results







Feb 20-22, 2016

Page: 2

Printed: 2/19/2016 12:21 PM

Men / 5 / 9-10

Session: 1H

Rank	Num	Name	Gym							AA
26	147	Jackson Blythe	American-CA	8.500 18T	5.000 26	8.800 21T	0.000 26	8.300 25	7.400 26	38.000 26

2016 BlackJack

Meet Results







Feb 20-22, 2016

Page: 1
Printed: 2/19/2016 12:21 PM

Men / 5 / 11+

Session: 1H

Judge's Signatures







Rank	Num	Name	Gym							AA
1	605	David Workman	Golden ST	10.800 1	11.700 1	11.400 1	9.800 1	11.400 1T	11.100 2	66.200 1
2	447	Adrian Evangelista	Diamondback	10.700 2	11.500 2	10.700 3	8.900 5T	11.400 1T	11.400 1	64.600 2
3	449	Evan Jensen	Diamondback	10.000 4	9.600 3T	9.900 5T	9.200 4	9.900 7	10.600 3	59.200 3
4	139	Elias Blanca	American-CA	9.800 5	9.600 3T	9.500 7	8.700 9	10.300 5	9.800 4	57.700 4
5	775	Joshua Barton	Hawaii	9.200 10	9.000 6	10.800 2	8.200 10	10.800 3	9.500 5T	57.500 5
6	642	Brandon Araya	Gym Nevada	9.700 6	8.500 8	9.900 5T	9.600 2	10.100 6	9.500 5T	57.300 6
7	448	Jonah Fagan	Diamondback	9.300 9	9.100 5	10.400 4	8.900 5T	10.500 4	8.900 8	57.100 7
8	1071	Andrew Horvatin	New Hope	10.100 3	8.800 7	9.000 10	9.300 3	9.500 9	9.000 7	55.700 8
9	774	Samuel McCulloch	Hawaii	9.500 7T	6.000 10	9.300 8	8.800 7T	9.700 8	8.700 9	52.000 9
10	138	Hudson Sheats	American-CA	9.500 7T	7.700 9	9.100 9	8.800 7T	8.800 10	7.300 11	51.200 10
11	140	Ethan Wilmot	American-CA	0.000 11	0.000 11	8.300 11	8.100 11	0.000 11	7.500 10	23.900 11

2016 BlackJack

Team Results

Feb 20-22, 2016

Page: 1
 Printed: 2/19/2016 12:23 PM
 Men / 5 / All Ages
 Session: 1H

Rank	Gym	Team	Score						
1	Calgary	*	193.500	31.500 1	31.700 1	34.300 1	28.900 1T	34.600 1	32.500 1
2	Golden ST	*	189.900	30.900 2	31.500 2	33.400 2	28.700 3	33.600 2	31.800 2
3	Diamondback	*	185.600	30.700 3	30.700 3	32.200 4T	27.400 5	33.100 4	31.500 3
4	Metropolitan-WA	*	184.500	30.300 4	28.500 4	32.200 4T	28.900 1T	33.300 3	31.300 4
5	Hawaii	*	180.100	30.200 5	27.700 7	32.400 3	26.500 8	32.200 5	31.100 5
6	American-CA	*	175.500	29.500 6	28.100 5	31.000 6	26.800 7	31.200 6	28.900 6
7	Gym Nevada	*	171.800	27.600 8	27.900 6	30.400 7	27.500 4	30.500 7	27.900 8
8	OOA	*	164.200	25.300 9	25.500 9	28.900 8	26.300 9	30.000 8	28.200 7
9	New Hope	*	164.100	28.900 7	27.100 8	27.400 9	27.100 6	27.300 9	26.300 9