

# 2016 BlackJack

## Meet Results







Feb 20-22, 2016

Page: 1  
Printed: 2/19/2016 6:56:36 PM

Men / 8 / 11-12

Session: 3C

Judge's Signatures

Rank	Num	Name	Gym							AA
1	1365	Zachary Neiman-Macak	South Coast	12.800 4T	13.600 1	11.900 2T	12.600 1	11.400 9T	13.000 1	75.300 1
2	244	Everett O'Donnell	Black Hills	13.600 1	12.300 7T	12.200 1	11.700 6T	13.300 1	11.900 2	75.000 2
3	1712	Joseph Buselmeier	Xtreme	13.200 2T	13.200 2	11.900 2T	12.000 3T	12.600 2T	10.000 11T	72.900 3
4	477	Palmer Wright	Dynamo	13.200 2T	12.800 3	11.700 4	11.200 10T	12.600 2T	10.500 10	72.000 4
5	1194	Jenson Molebash	Payke	12.200 11T	12.700 4	11.600 5	11.600 8	11.600 8	11.100 8	70.800 5
6	1640	Benjamin Chung	Victory-CA	12.800 4T	12.500 5	10.900 9	10.900 14	11.900 5	11.400 4	70.400 6
7	1166	Diego Mijangos	Pacific Coast	12.700 6	12.300 7T	11.500 6T	10.100 15	11.400 9T	11.300 5T	69.300 7
8	1368	Marqus Miranda	South Coast	11.800 14	12.200 9	10.500 11	12.100 2	11.300 11	11.300 5T	69.200 8
9	246	Judah Wolfe	Blaze	12.500 7T	12.400 6	9.900 16	12.000 3T	10.300 17	11.600 3	68.700 9
10	370	Jackson Mellencamp	Chow's Gymnastics	12.500 7T	10.500 14	10.200 14	11.800 5	12.000 4	11.300 5T	68.300 10
11	478	Colton Bush	Dynamo	12.200 11T	10.100 15T	10.300 13	11.700 6T	11.100 14	9.900 13	65.300 11
12	652	Travis Rothgeb	Gym Nevada	12.300 10	10.100 15T	10.400 12	11.200 10T	11.200 12T	10.000 11T	65.200 12
13	479	James Reynolds	Dynamo	11.900 13	10.800 13	10.700 10	11.000 13	11.200 12T	8.400 16	64.000 13
14	194	Cody Lindstrom	Aspire	12.400 9	8.500 17	11.500 6T	11.300 9	11.700 7	7.400 18	62.800 14
15	193	Elyas Sharp	Aspire	11.500 15	11.000 12	10.100 15	11.100 12	10.400 16	7.700 17	61.800 15
16	315	Austin Robertson	CGC Champions	10.900 16	11.600 10	9.600 17	9.900 16	8.800 18	10.600 9	61.400 16
17	1167	Mitchell Hallmark	Pacific Coast	10.300 17	8.100 18	9.500 18	0.000 17T	10.700 15	9.200 15	47.800 17
18	517	Cooper Rampenelli	Extreme	0.000 18	11.300 11	11.000 8	0.000 17T	11.800 6	9.700 14	43.800 18

# 2016 BlackJack

## Meet Results







Feb 20-22, 2016

Page: 1  
Printed: 2/19/2016 6:56:38 PM

Men / 8 / 13-14

Session: 3C

Judge's Signatures

Rank	Num	Name	Gym							AA
1	195	Jacob Appel	Aspire	12.800 2	9.900 4	11.100 2T	11.700 2	11.200 5T	10.300 5T	67.000 1
2	1643	Vince Daurio	Victory-CA	13.000 1	9.300 8	11.100 2T	10.500 11	11.900 2	10.900 3	66.700 2
3	316	Tomohiro Kawada	CGC Champions	12.500 3	11.700 1	11.300 1	12.300 1	10.400 12	8.200 10	66.400 3
4	1169	Jackson Fradd	Pacific Coast	11.600 7	10.600 3	10.600 9T	10.700 9	11.200 5T	10.300 5T	65.000 4
5	1235	Garrett Reece	QC Kinsmen	11.300 8	9.700 6	11.000 5T	11.000 5T	11.600 3	10.200 7	64.800 5
6	925	Jacob Rice	MV-YMCA	12.200 4	9.600 7	11.100 2T	10.600 10	11.300 4	8.800 9	63.600 6
7	196	Luke Sharman	Aspire	10.800 11	9.000 10	11.000 5T	11.300 4	10.800 9	10.400 4	63.300 7
8	1366	Koa Matton	South Coast	11.200 9	8.000 11	9.300 11	11.500 3	12.700 1	9.700 8	62.400 8
9	518	Hayden Butler	Extreme	11.800 6	9.200 9	8.300 13	11.000 5T	11.000 8	11.000 2	62.300 9
10	1367	Jackson Lange	South Coast	11.000 10	9.800 5	8.800 12	10.300 12	10.600 10T	11.100 1	61.600 10
11	1728	Logan Wade	CGC Champions	11.900 5	11.100 2	10.800 8	10.100 13	8.900 13	0.000 11T	52.800 11
12	1641	John Pearson	Victory-CA	0.000 12T	0.000 12T	10.600 9T	10.800 7T	11.100 7	0.000 11T	32.500 12
13	1642	Sjors Lap	Victory-CA	0.000 12T	0.000 12T	11.000 5T	10.800 7T	10.600 10T	0.000 11T	32.400 13

# 2016 BlackJack

## Meet Results







Feb 20-22, 2016

Page: 1  
Printed: 2/19/2016 6:56:39 PM

Men / 8 / 15+

Session: 3C

Judge's Signatures

Rank	Num	Name	Gym							AA
1	371	Chance Nittler	Chow's Gymnastics	11.500 2	6.600 1	9.400 3	11.400 2	9.800 2	10.300 1	59.000 1
2	317	Braxton Schwarte-Boyd	CGC Champions	11.000 3	5.100 2	10.100 2	11.200 3	9.700 3	0.000 2T	47.100 2
3	566	Jace Snow	Gem State	12.500 1	0.000 3	11.700 1	11.800 1	10.000 1	0.000 2T	46.000 3







# 2016 BlackJack

## Team Results

Feb 20-22, 2016

Page: 1  
Printed: 2/19/2016 6:56:44 PM

Men / 8 / All Ages  
Session: 3C

Rank	Gym	Team	Score						
1	South Coast	*	210.100	35.800 3	35.600 1	31.700 5	36.200 1	35.400 1	35.400 1
2	Dynamo	*	201.300	37.300 1	33.700 3	32.700 3	33.900 3	34.900 2T	28.800 3
3	Aspire	*	196.600	36.700 2	29.900 5	33.600 1	34.300 2	33.700 4	28.400 4
4	CGC Champions	*	183.400	35.400 4	34.400 2	32.200 4	33.600 4	29.000 6	18.800 8
5	Pacific Coast	*	182.100	34.600 5	31.000 4	31.600 6	20.800 7	33.300 5	30.800 2
6	Victory-CA	*	170.300	25.800 6	21.800 6	33.000 2	32.500 5	34.900 2T	22.300 5