

2016 BlackJack

Meet Results

Feb 20-22, 2016

Page: 1
Printed: 2/20/2016 11:25 AM

Men / 8 / 11-12

Session: 4D

Judge's Signatures

Rank	Num	Name	Gym							AA
1	1394	Mark Berlaga	Stanford	12.600 8T	13.900 1	12.500 1	12.900 2	12.300 6	11.300 5T	75.500 1
2	272	Armaan Athwal	Buffalo Grove	12.300 16T	12.600 4T	11.500 8T	12.300 6T	12.400 4T	12.200 1	73.300 2
3	274	Maximilian Olinger	Buffalo Grove	12.900 3T	12.500 6	12.100 2T	12.200 9T	11.600 15T	11.400 4	72.700 3
4	1020	Matthew Burgoyne	Montgomery	12.800 5	12.600 4T	11.100 15T	12.400 3T	11.500 19	12.000 2	72.400 4
5	392	Max Ford	DeVeau's	12.300 16T	12.300 7	12.000 4	12.000 12T	12.200 7T	11.000 9T	71.800 5
6T	397	Brandon Hart	DeVeau's	13.300 1	11.900 10*	10.800 23T	12.400 3T	11.300 23T	10.900 11T	70.600 6T
6T	393	Cole Comer	DeVeau's	13.200 2	11.900 10*	11.100 15T	11.700 21T	11.600 15T	11.100 8	70.600 6T
8T	398	Jack Fellmy	DeVeau's	12.900 3T	11.700 14T	10.800 23T	11.100 36T	13.000 1	11.000 9T	70.500 8T
8T	442	Jaxon Young	Desert	12.400 11T	12.800 3	10.000 40	12.000 12T	11.800 11T	11.500 3	70.500 8T
10	394	Jack Klein	DeVeau's	12.600 8T	11.900 10T	11.300 11T	11.900 15T	11.400 20T	11.300 5T	70.400 10
11	1244	Kristian Grahovski	Rochester	12.000 22T	12.000 9	11.600 5T	11.100 36T	12.400 4T	11.200 7	70.300 11
12	1554	Porter Patane	USA Gymworld-UT	12.400 11T	11.300 21T	11.600 5T	11.900 15T	12.100 9	10.500 16	69.800 12
13	846	Logan Schmitt	InterActive	12.600 8T	11.400 19T	11.600 5T	11.600 25T	11.400 20T	10.900 11T	69.500 13
14	845	Cole Richey	InterActive	12.200 19	11.900 10T	11.300 11T	12.300 6T	11.600 15T	10.000 26T	69.300 14
15	1246	Connor Mruthyunjaya	Rochester	11.000 36	12.200 8	11.100 15T	11.900 15T	12.800 2	10.200 21T	69.200 15
16	276	Russell Black	Buffalo Grove	12.700 6T	11.700 14T	12.100 2T	11.800 18T	10.200 38	10.400 17T	68.900 16
17	395	Nathan Altman	DeVeau's	12.700 6T	11.200 23T	11.100 15T	12.300 6T	11.800 11T	9.700 31	68.800 17
18	208	Matthew Browne	Atlanta	11.300 29T	11.500 17T	11.000 20	13.000 1	10.800 31T	10.900 11T	68.500 18
19	1245	Ethan Narang	Rochester	11.300 29T	11.500 17T	11.500 8T	12.400 3T	11.100 30	10.100 25	67.900 19
20T	807	Cody Utz	Hocking Valley	11.300 29T	11.400 19T	9.700 41T	11.200 32T	12.600 3	10.200 21T	66.400 20T
20T	848	Austin Clark	InterActive	12.100 20T	11.600 16	10.200 37T	11.300 30T	10.800 31T	10.400 17T	66.400 20T
22	1247	Ryder Jencik	Rochester	11.200 33T	11.200 23T	11.100 15T	11.500 27T	11.300 23T	10.000 26T	66.300 22
23	806	Lucas Daniels	Hocking Valley	12.000 22T	10.600 28	10.700 27T	11.200 32T	12.200 7T	9.500 32T	66.200 23
24	809	Nolan Dech	Hocking Valley	12.400 11T	10.300 32	9.700 41T	12.200 9T	12.000 10	9.500 32T	66.100 24
25	745	Mason Ouellette	Gymnastix	11.400 25T	10.400 30T	10.900 21T	11.700 21T	11.200 27T	10.200 21T	65.800 25

2016 BlackJack







Meet Results

Feb 20-22, 2016

Page: 2
Printed: 2/20/2016 11:25 AM

Men / 8 / 11-12

Session: 4D

Rank	Num	Name	Gym							AA
26	459	Pierre Auchincloss	Docksiders	11.200 33T	9.900 36	10.300 35T	12.200 9T	11.200 27T	10.600 14T	65.400 26
27	1393	Kalen Orion	Stanford	12.400 11T	9.800 37	10.300 35T	11.800 18T	11.800 11T	9.100 34T	65.200 27
28	1443	Gunnar Peterson	TAGS SOUTH	11.400 25T	10.400 30T	10.700 27T	11.600 25T	10.600 35	10.400 17T	65.100 28
29	399	Aaron Hernandez	DeVeau's	12.400 11T	10.500 29	10.500 30T	11.400 29	11.200 27T	9.000 36T	65.000 29
30	847	William Morris	InterActive	10.200 40	11.100 25	11.300 11T	11.000 38	11.300 23T	10.000 26T	64.900 30
31	744	Sam Haynes	Gymnastix	10.700 38	10.100 34	10.700 27T	12.000 12T	11.700 14	9.100 34T	64.300 31
32	1553	Ethan Poole	USA Gymworld-UT	11.300 29T	10.800 27	10.400 33T	11.700 21T	10.800 31T	9.000 36T	64.000 32
33	400	Luke Kraft	DeVeau's	12.100 20T	9.000 39T	10.800 23T	11.800 18T	11.300 23T	8.800 39T	63.800 33
34	293	Jakob Deutsch	CEG	11.900 24	8.600 41	10.100 39	11.500 27T	11.600 15T	10.000 26T	63.700 34
35	1442	Josh Lamm	TAGS SOUTH	11.400 25T	10.200 33	10.500 30T	11.200 32T	10.100 39	10.200 21T	63.600 35
36T	1248	Lucas Thiele	Rochester	11.400 25T	10.000 35	10.200 37T	11.700 21T	10.300 37	9.800 30	63.400 36T
36T	1019	Cole Landes	Montgomery	11.200 33T	11.000 26	10.500 30T	10.700 40	9.700 40	10.300 20	63.400 36T
38	819	Tasso Callanan	IG Ohio	12.300 16T	9.400 38	10.800 23T	11.300 30T	10.500 36	9.000 36T	63.300 38
39	396	Sean Tallman	DeVeau's	10.900 37	8.300 42	10.400 33T	11.200 32T	10.800 31T	8.400 41	60.000 39
40	808	Drew Ratcliff	Hocking Valley	10.300 39	9.000 39T	10.900 21T	10.800 39	9.000 41	8.800 39T	58.800 40
41	275	Tai Gopaul	Buffalo Grove	0.000 41T	11.300 21T	11.400 10	0.000 41T	11.400 20T	10.600 14T	44.700 41
42	1018	Matthew Coombs	Montgomery	0.000 41T	13.800 2	11.300 11T	0.000 41T	0.000 42	0.000 42	25.100 42

2016 BlackJack

Meet Results







Feb 20-22, 2016

Page: 1
Printed: 2/20/2016 11:25 AM

Men / 8 / 13-14

Session: 4D

Judge's Signatures

Rank	Num	Name	Gym							AA
1	1022	Austin Messenger	Montgomery	11.800 3T	10.600 3T	11.700 1	11.400 5T	12.000 2	11.400 1	68.900 1
2	1555	Patrick Hoopes	USA Gymworld-UT	10.900 7T	11.100 2	11.400 3	11.800 2	12.500 1	10.900 2	68.600 2
3	849	Gabriel Mason	InterActive	11.800 3T	11.500 1	10.500 9	11.400 5T	11.700 3	9.400 4	66.300 3
4	746	Ethan Pomerantz	Gymnastix	11.800 3T	10.400 5	9.600 11	11.400 5T	10.900 6	8.500 8	62.600 4
5	850	Evan Mitchener	InterActive	12.500 2	7.400 11	10.800 7T	11.400 5T	9.500 11	10.000 3	61.600 5
6	401	Michael Carson	DeVeau's	12.800 1	6.200 12	11.300 4	11.500 4	10.100 8	8.600 6T	60.500 6
7	403	Joshua Thompson	DeVeau's	11.500 6	8.600 10	11.100 5	11.400 5T	9.900 10	7.600 11	60.100 7
8	294	Timmy Pope	CEG	10.000 9	8.800 8T	10.900 6	11.900 1	9.100 12	9.300 5	60.000 8
9	810	Justin Moore	Hocking Valley	10.900 7T	9.100 7	8.700 12	11.000 11	11.000 5	8.600 6T	59.300 9
10	1021	Nicholas Borglum	Montgomery	8.500 10	8.800 8T	9.800 10	11.700 3	10.000 9	8.200 9	57.000 10
11	402	Maxwell Griffey	DeVeau's	7.400 11	9.600 6	10.800 7T	11.200 10	10.700 7	6.500 12	56.200 11
12	404	Joseph Malone	DeVeau's	0.000 12	10.600 3T	11.500 2	0.000 12	11.500 4	8.000 10	41.600 12

2016 BlackJack

Meet Results







Feb 20-22, 2016

Page: 1
Printed: 2/20/2016 11:25 AM

Men / 8 / 15+

Session: 4D

Judge's Signatures







Rank	Num	Name	Gym							AA
1	406	Daniel Pickard-Carlisle	DeVeau's	11.900 1	6.800 2	10.600 2	11.000 2	8.100 2	7.600 1	56.000 1
2	851	Cameron Wilson	InterActive	0.000 3	8.900 1	10.900 1	0.000 3	10.800 1	0.000 2T	30.600 2
3	443	David Nance	Desert	11.800 2	0.000 3	0.000 3	12.000 1	0.000 3	0.000 2T	23.800 3

2016 BlackJack

Team Results

Feb 20-22, 2016

Page: 1
 Printed: 2/20/2016 11:25 AM
 Men / 8 / All Ages
 Session: 4D

Rank	Gym	Team	Score						
1	DeVeau's	*	217.400	39.400 1	36.100 3	34.800 2	36.700 1	37.000 1	33.400 3
2	Buffalo Grove	*	216.300	37.900 2	36.800 2	35.700 1	36.300 2	35.400 4T	34.200 1
3	Montgomery	*	210.000	35.800 4	37.400 1	34.100 5	35.500 4	33.500 8	33.700 2
4	Rochester	*	208.600	34.700 6	35.700 4	34.200 3T	36.000 3	36.500 3	31.500 4
5	InterActive	*	207.800	37.300 3	35.000 5	34.200 3T	35.300 6	34.700 6	31.300 5
6	USA Gymworld-UT	*	202.400	34.600 7	33.200 6	33.400 6	35.400 5	35.400 4T	30.400 6
7	Hocking Valley	*	199.900	35.700 5	32.300 7	31.300 7	34.600 8	36.800 2	29.200 7
8	Gymnastix	*	192.700	33.900 8	30.900 8	31.200 8	35.100 7	33.800 7	27.800 8