

# 2016 BlackJack

## Meet Results

Feb 20-22, 2016

Page: 1  
Printed: 2/20/2016 11:25 AM

Men / 8 / 11-12

Session: 4S

Judge's Signatures

Rank	Num	Name	Gym							AA
1	884	Joshua Karnes	Lakers	13.700 1	14.200 2	13.300 4T	13.600 2	13.500 2	13.500 1	81.800 1
2	1028	Ian Lasic-Ellis	NESA	12.800 9T	14.300 1	13.800 1	12.800 6	14.400 1	12.600 5	80.700 2
3	901	Tegshmurun Jamiyankhuu	Lakeshore	13.100 5T	13.700 3	12.700 7T	12.600 7	13.100 4T	13.400 2	78.600 3
4	902	Cody Troha	Lakeshore	13.000 7T	12.400 19T	13.400 2T	13.400 3T	13.100 4T	11.700 11	77.000 4
5	71	Matthew Romalia	5280-So	11.900 26	12.500 17T	13.100 6	13.700 1	12.900 7T	11.900 9T	76.000 5
6	33	Kyler Hartley	5280-No	13.400 2	11.600 30T	13.300 4T	12.100 12T	13.200 3	12.200 7	75.800 6
7	26	Jayson Flack	5280-No	13.000 7T	13.200 6T	12.400 9T	13.400 3T	11.700 15T	10.100 35	73.800 7
8	31	Ayden Johnston	5280-No	13.100 5T	13.200 6T	11.700 19T	11.900 19T	11.600 18T	11.600 12T	73.100 8
9	1100	Joseph Joey Pepe	North Valley	11.700 29T	12.600 14T	11.800 18	12.500 8T	12.400 9T	11.900 9T	72.900 9
10	1029	Sergey Popov	NESA	13.200 3T	11.600 30T	12.400 9T	12.500 8T	11.900 14	11.200 16T	72.800 10
11	1101	Raydel Gamboa	North Valley	12.000 24T	12.500 17T	11.000 37T	13.000 5	10.800 30T	13.200 3	72.500 11
12	1259	Tobias Liang	Roswell	12.800 9T	12.800 11T	12.000 14T	11.700 21T	12.400 9T	10.200 33T	71.900 12
13	1492	Nathan Couture	Triad	12.200 19T	12.600 14T	11.700 19T	11.700 21T	12.100 13	11.500 15	71.800 13
14	1099	Eric Hoe	North Valley	12.500 14T	12.300 21T	11.500 24T	11.200 34T	12.400 9T	11.600 12T	71.500 14
15	1180	Xavier Donenely	Paragon	12.200 19T	13.000 9T	11.100 35T	12.500 8T	11.300 23	11.200 16T	71.300 15
16	27	Asher Cohen	5280-No	12.400 16T	13.100 8	11.500 24T	12.000 15T	11.100 27T	11.100 19T	71.200 16
17T	623	Parker Thackston	Gym Arena	12.600 12T	13.400 5	11.900 16T	11.300 31T	9.700 43T	12.000 8	70.900 17T
17T	70	Alex Taylor	5280-So	12.700 11	11.500 32T	11.400 27T	12.000 15T	12.900 7T	10.400 29T	70.900 17T
17T	30	Jacob McDonough	5280-No	11.400 36T	12.700 13	12.400 9T	12.100 12T	11.700 15T	10.600 24T	70.900 17T
20	37	Max Heide	5280-No	12.600 12T	10.200 41T	11.500 24T	11.400 28T	12.300 12	12.300 6	70.300 20
21	622	Jakob Feltquate	Gym Arena	13.200 3T	12.100 24	11.100 35T	12.000 15T	11.200 24T	10.500 27T	70.100 21
22	1179	Joshua Berman	Paragon	12.400 16T	10.400 38T	12.100 12T	11.400 28T	11.500 22	11.100 19T	68.900 22
23	28	Noah Pouliot	5280-No	12.500 14T	11.500 32T	11.400 27T	12.100 12T	9.900 42	11.200 16T	68.600 23
24	1260	Danilo Viciana	Roswell	12.200 19T	13.000 9T	10.300 45	11.200 34T	11.200 24T	10.600 24T	68.500 24
25T	1568	Felipe Palacio	USGDC-NJ	11.400 36T	12.600 14T	11.400 27T	10.700 39T	11.000 29	11.100 19T	68.200 25T

# 2016 BlackJack

## Meet Results







Feb 20-22, 2016

Page: 2

Printed: 2/20/2016 11:25 AM

Men / 8 / 11-12

Session: 4S

Rank	Num	Name	Gym							AA
25T	34	Bryson White	5280-No	12.400 16T	12.300 21T	11.600 23	11.900 19T	9.700 43T	10.300 32	68.200 25T
27T	17	Peyton Maddox	5280-No	11.700 29*	11.700 28T	12.700 7T	10.400 41	10.800 30T	10.400 29T	67.700 27T
27T	1420	Noah Dhaliwal	Surgent's Elite	11.700 29*	11.000 35	11.900 16T	12.000 15T	9.500 46	11.600 12T	67.700 27T
29T	1222	Avery Grosvenor	Premier-IL	11.200 38	11.800 27	11.300 31T	12.400 11	11.600 18*	9.000 44T	67.300 29T
29T	900	Yasper Pietrzyk	Lakeshore	11.800 27T	11.100 34	11.700 19T	11.700 21T	11.600 18*	9.400 40	67.300 29T
31	1419	Maximilian Owens	Surgent's Elite	12.200 19T	10.400 38T	10.700 43T	11.300 31T	11.700 15T	10.600 24T	66.900 31
32	1376	Mclain Seyler	Southlake	11.800 27T	12.400 19T	11.300 31T	11.000 36T	11.100 27T	9.100 43	66.700 32
33	1223	Brody Macedon	Premier-IL	12.000 24T	12.200 23	10.700 43T	11.000 36T	10.000 40T	10.500 27T	66.400 33
34	29	Kaleb Hartley	5280-No	11.500 34T	12.800 11T	12.100 12T	11.000 36T	9.200 47	9.500 38T	66.100 34
35	1258	Blaze Kennedy	Roswell	11.000 39	11.900 26	11.400 27T	10.700 39T	11.200 24T	9.600 37	65.800 35
36	1375	Luke Tobin	Southlake	10.900 40	10.200 41T	11.700 19T	11.700 21T	10.800 30T	10.200 33T	65.500 36
37	1257	Noah Wilson	Roswell	11.500 34T	10.400 38T	10.800 41T	10.300 42	10.600 37T	10.400 29T	64.000 37
38	1470	Ryan Edmondson	Top Squad	11.600 33	10.500 36T	11.200 33T	11.400 28T	10.000 40T	9.200 41T	63.900 38
39	1003	Thaddeus Poppaw	Midwest Ohio	10.500 44	11.700 28T	10.200 46	11.600 25	10.700 33T	9.000 44T	63.700 39
40	1221	Kyle Parlin	Premier-IL	10.600 43	10.500 36T	10.800 41T	11.500 26T	10.700 33T	9.500 38T	63.600 40
41	1225	Ben Taylor	Premier-IL	10.700 41T	10.100 44	11.200 33T	10.000 43	10.700 33T	9.700 36	62.400 41
42	1256	Alan Greenwood	Roswell	11.700 29T	9.600 46	10.900 40	11.500 26T	9.700 43T	7.700 46	61.100 42
43	1261	Gabriel Dillon	Roswell	10.700 41T	8.000 47	11.000 37T	11.300 31T	10.700 33T	7.200 47	58.900 43
44	858	Landon Wu	Internt'l-CA	0.000 45T	13.600 4	13.400 2T	0.000 44T	13.000 6	12.900 4	52.900 44
45	882	Liam Wargin	LaFleurs	0.000 45T	12.000 25	12.000 14T	0.000 44T	11.600 18T	10.800 23	46.400 45
46	36	Andrew Linz	5280-No	0.000 45T	10.200 41T	11.000 37T	0.000 44T	10.200 39	10.900 22	42.300 46
47	35	Lucas Burge	5280-No	12.200 19T	10.000 45	0.000 47T	0.000 44T	10.600 37T	9.200 41T	42.000 47
48	32	Hugh Pettitt-Kenney	5280-No	0.000 45T	0.000 48	0.000 47T	0.000 44T	0.000 48	0.000 48	0.000 48

# 2016 BlackJack

## Meet Results







Feb 20-22, 2016

Page: 1  
Printed: 2/20/2016 11:25 AM

Men / 8 / 13-14

Session: 4S

Judge's Signatures

Rank	Num	Name	Gym							AA
1	859	Jason Ball	Internt'l-CA	12.100 3	10.800 3	12.100 1	11.900 2	10.400 8	11.300 1	68.600 1
2	72	Ryan Herrmann	5280-So	11.700 4	11.600 1	11.400 3T	11.500 5	11.800 3	10.500 4	68.500 2
3	1494	Jacob Cuppy	Triad	12.900 1	9.300 8	11.400 3T	11.600 3T	11.900 2	11.000 2	68.100 3
4	73	Jacob Romero	5280-So	11.100 8	10.400 5T	11.900 2	11.600 3T	11.200 4T	10.600 3	66.800 4
5	1030	Daniel Kravets	NESA	10.600 9	11.200 2	11.100 6	11.000 7T	12.000 1	10.200 6	66.100 5
6	1102	Jackson Pophal	North Valley	10.500 10	10.200 7	10.800 7	12.000 1	11.100 6	10.400 5	65.000 6
7	1493	Tanner Gearheart	Triad	12.700 2	10.400 5T	10.600 8	11.000 7T	11.200 4T	7.800 9	63.700 7
8	1206	Alexander Gerber	Perfect 10	11.200 7	10.500 4	10.200 9	11.100 6	9.400 10	8.700 8	61.100 8
9	883	Wyatt Stimson	LaFleurs	11.300 5T	9.200 9	10.100 10	10.600 9T	10.000 9	9.400 7	60.600 9
10	1421	Ethan Vernick	Surgent's Elite	11.300 5T	8.300 10	11.200 5	10.600 9T	10.500 7	7.000 10	58.900 10

# 2016 BlackJack

## Meet Results

Feb 20-22, 2016







Page: 1  
Printed: 2/20/2016 11:25 AM

Men / 8 / 15+  
Session: 4S

Judge's Signatures

---

---







Rank	Num	Name	Gym							AA
1	1103	Joshua Brown	North Valley	12.400 1	9.700 1	11.900 1	12.700 1	11.300 1	11.300 1	69.300 1

# 2016 BlackJack

## Team Results

Feb 20-22, 2016

Page: 1  
 Printed: 2/20/2016 11:25 AM  
 Men / 8 / All Ages  
 Session: 4S

Rank	Gym	Team	Score						
1	5280-No	*	228.300	39.500 1	39.500 1	38.400 1	37.600 3	37.200 4	36.100 2
2	Lakeshore	*	222.900	37.900 2	37.200 4	37.800 2	37.700 2	37.800 2	34.500 3
3	North Valley	*	220.500	36.900 4	37.400 3	35.200 5	38.200 1	36.100 5	36.700 1
4	NESA	*	219.600	36.600 6	37.100 5	37.300 3	36.300 5	38.300 1	34.000 4
5	5280-So	*	216.200	36.300 7	35.600 6	36.400 4	37.300 4	37.600 3	33.000 5
6	Roswell	*	209.300	36.700 5	37.700 2	34.400 6	34.500 7	34.800 7	31.200 6
7	Triad	*	203.600	37.800 3	32.300 8	33.700 8	34.300 8	35.200 6	30.300 7
8	Premier-IL	*	199.300	33.900 9	34.500 7	33.300 9	34.900 6	33.000 8	29.700 8
9	Surgent's Elite	*	193.500	35.200 8	29.700 9	33.800 7	33.900 9	31.700 9	29.200 9