

2016 BlackJack

Meet Results






Feb 20-22, 2016

Page: 1
Printed: 2/20/2016 3:53:52 PM

Men / 10 / 15-16

Session: 5D

Judge's Signatures

Rank	Num	Name	Gym							AA
1	1402	Thomas Lee	Stanford	13.800 5	13.050 4T	13.350 4	14.050 4	12.300 18	14.600 1	81.150 1
2	411	Parker Clayton	DeVeau's	13.400 7T	11.050 26	15.300 1	14.200 2	14.000 1	11.450 18	79.400 2
3	800	Keeley Maigne	Hayden's	13.000 15T	13.800 2	14.250 3	12.400 17T	12.500 11T	13.300 3	79.250 3
4	1399	Eric Vincent	Stanford	13.950 3	12.400 8T	12.550 9	14.500 1	12.950 7T	12.750 7T	79.100 4
5	1563	Dillan King	USA Gymworld-UT	14.400 1	12.350 10	11.550 19	13.450 8	12.600 9T	13.850 2	78.200 5
6	1014	Evan Hymanson	Monmouth	12.950 17T	11.900 16	11.850 14T	13.700 6T	13.950 2	12.700 10T	77.050 6
7	1564	Scott McMurray	USA Gymworld-UT	12.350 27	13.050 4T	13.100 5	12.400 17T	12.950 7T	12.950 5	76.800 7
8	1726	Justin Davis	DeVeau's	13.900 4	12.400 8T	11.350 20T	12.750 11	12.500 11T	12.800 6	75.700 8
9	1426	Dimitry Pressimone	Surgent's Elite	13.400 7T	10.650 30	12.050 13	12.650 12T	13.400 4	12.750 7T	74.900 9
10	549	Craig Jasin	GTC-Ohio	13.300 11	11.600 20T	12.700 7	12.650 12T	12.600 9T	11.700 16	74.550 10
11	1427	Eric Lung	Surgent's Elite	13.450 6	12.050 11T	12.100 12	12.300 20	12.500 11T	12.000 14	74.400 11
12	77	Jake Sawyer	5280-So	12.900 19	12.050 11T	12.300 10T	12.450 16	12.250 19	12.200 12	74.150 12
13	824	Gabriel Robbertz	IG Ohio	14.100 2	10.450 31	10.200 27	13.700 6T	12.500 11T	12.700 10T	73.650 13
14	1565	Tony Christopulos	USA Gymworld-UT	13.200 12	11.350 22	12.300 10T	13.150 9	13.200 6	10.000 28	73.200 14
15	1466	Jacob Bergquist	Technique	13.350 10	11.300 23	11.800 16T	11.450 27	11.550 28	12.750 7T	72.200 15
16	78	Angelo Hristopoulos	5280-So	13.000 15T	12.050 11T	12.650 8	10.550 32	12.400 15T	10.150 27	70.800 16
17	79	Joseph Wilmot	5280-So	12.400 25T	11.750 17	11.000 23	12.000 22T	11.300 31	12.150 13	70.600 17
18	1467	Jack Cartwright	Technique	12.400 25T	10.950 27	10.350 25	13.850 5	11.100 33	11.900 15	70.550 18
19	1468	Erik Gralian	Technique	12.300 28	12.500 7	11.750 18	11.750 25T	11.700 26T	10.400 24	70.400 19
20	211	Alex Schechtman	Atlanta	11.600 31	11.600 20T	8.600 35	11.300 30	13.850 3	13.150 4	70.100 20
21	823	Jack Studley	IG Ohio	12.700 21T	11.700 18T	11.150 22	12.000 22T	12.050 20	10.250 25	69.850 21
22	1566	Jacob Bone	USA Gymworld-UT	12.950 17T	12.000 15	10.050 29	12.650 12T	11.700 26T	9.500 30	68.850 22
23	548	Luke Knapke	GTC-Ohio	12.700 21T	10.850 29	9.950 30	13.000 10	11.950 21	9.100 32	67.550 23
24	1400	Kai Fore	Stanford	12.700 21T	8.500 36	10.400 24	11.950 24	12.350 17	11.250 19	67.150 24
25	653	Corban Cocanour	Gym Nevada	12.850 20	10.400 32	10.150 28	12.350 19	10.000 36	10.900 20	66.650 25

2016 BlackJack







Meet Results

Feb 20-22, 2016

Page: 2
Printed: 2/20/2016 3:53:52 PM

Men / 10 / 15-16

Session: 5D

Rank	Num	Name	Gym							AA
26	654	T.J. Hellman	Gym Nevada	13.150 13T	11.100 25	8.900 34	11.400 28	11.500 29T	10.200 26	66.250 26
27	796	Nathan Rayl	Hayden's	11.750 30	11.200 24	10.250 26	11.750 25T	11.250 32	9.650 29	65.850 27
28	1401	Arman Aroustamian	Stanford	12.600 24	9.700 34	11.350 20T	10.800 31	11.800 24T	8.500 34	64.750 28
29T	797	Will Hitchcock	Hayden's	13.150 13T	8.600 35	9.450 33	12.250 21	10.300 35	10.650 22*	64.400 29T
29T	1013	Forrest Kelly	Monmouth	11.900 29	9.900 33	9.800 31T	10.250 34	11.900 22	10.650 22*	64.400 29T
31	1469	Kevin Kliner	Technique	10.550 32	11.700 18T	9.800 31T	10.400 33	11.850 23	8.650 33	62.950 31
32	799	Christian Wagner	Hayden's	1.000 33	10.900 28	11.850 14T	11.350 29	11.500 29T	9.150 31	55.750 32
33	412	Russell Johnson	DeVeau's	0.000 34T	14.200 1	13.050 6	0.000 35T	13.300 5	11.550 17	52.100 33
34	1372	Yuchen Lee	South Coast	13.400 7T	12.050 11T	0.000 36T	14.100 3	11.800 24T	0.000 35T	51.350 34
35	296	Jaret Beyer	CEG	0.000 34T	0.000 37	11.800 16T	12.600 15	10.900 34	10.700 21	46.000 35
36	1033	Addison Chung	NESA	0.000 34T	12.950 6	14.650 2	0.000 35T	12.400 15T	0.000 35T	40.000 36
37	1032	Daniel Clark JR	NESA	0.000 34T	13.700 3	0.000 36T	0.000 35T	0.000 37	0.000 35T	13.700 37

2016 BlackJack

Meet Results

Feb 20-22, 2016

Page: 1
Printed: 2/20/2016 3:53:54 PM

Men / 10 / 17-18

Session: 5D

Judge's Signatures







Rank	Num	Name	Gym							AA
1	170	Kyte Crigger	Apollo	15.200 2	12.700 8T	14.000 1	14.400 3T	12.900 5	13.150 3	82.350 1
2	168	Frank Bradley	Apollo	14.450 4	13.100 4	13.050 4	14.750 2	13.200 3	13.100 4T	81.650 2
3	413	Mitchell Brown	DeVeau's	13.800 5	12.750 7	13.100 3	13.900 6T	13.750 1	13.100 4T	80.400 3
4	1034	Jonathan Wang	NESA	13.750 6	13.500 1T	13.000 5	13.900 6T	12.500 11T	13.000 6	79.650 4
5	414	Nicholas Guy	DeVeau's	14.750 3	12.500 10	12.350 9	14.250 5	13.300 2	12.200 8	79.350 5
6	416	Storm Mills	DeVeau's	13.200 7	13.500 1T	12.450 8	14.400 3T	12.700 8	11.500 11	77.750 6
7	169	Erik Del Cid	Apollo	13.050 10	10.150 20	12.600 7	13.800 8	12.800 6T	13.400 2	75.800 7
8	1403	Christopher Bartee	Stanford	13.150 8	12.400 11	11.750 13	13.100 9	12.350 15	11.250 13	74.000 8
9	171	Connor Jones	Apollo	15.500 1	8.950 24	10.100 21	15.000 1	12.500 11T	11.150 14	73.200 9
10	214	Chris Clark	Atlanta	11.900 16T	11.450 14	11.550 16	12.200 14T	11.950 18	13.900 1	72.950 10
11	1035	Taylor Gigandet	NESA	12.550 15	13.350 3	11.600 15	11.600 17	12.800 6T	10.400 17	72.300 11
12	1016	Kirill Yefremenko	Monmouth	13.000 11	10.900 16	11.650 14	10.650 20	12.500 11T	12.800 7	71.500 12
13	415	Josef Hanley	DeVeau's	12.700 14	11.150 15	10.600 20	12.950 10	12.650 9	11.000 15	71.050 13
14	801	Bryant Koschene	Hayden's	12.900 13	10.000 21T	12.200 10T	11.850 16	12.000 17	10.950 16	69.900 14
15	167	Colton Phillips	Apollo	12.950 12	10.200 19	8.000 23	12.200 14T	11.650 20	11.450 12	66.450 15
16	1464	Zac Farrington	Technique	11.900 16T	10.000 21T	10.900 18	10.450 21	12.100 16	9.800 19	65.150 16
17	172	Jay Woods	Apollo	13.100 9	10.350 18	0.000 24	12.700 12	13.000 4	11.700 9	60.850 17
18	1015	Michael Brewer	Monmouth	0.000 19T	9.700 23	11.050 17	12.800 11	12.400 14	10.250 18	56.200 18
19	213	Joshua Miller	Atlanta	11.900 16T	12.250 12	9.200 22	11.500 18	0.000 23T	9.150 20	54.000 19
20	825	Zander Kasubinski	IG Ohio	0.000 19T	12.700 8T	13.200 2	12.650 13	12.550 10	0.000 21T	51.100 20
21	1017	Socrates Gavallas	Monmouth	0.000 19T	10.800 17	11.900 12	0.000 22T	11.000 22	11.600 10	45.300 21
22	1036	Aidan MacCuish	NESA	0.000 19T	12.000 13	10.650 19	10.800 19	11.550 21	0.000 21T	45.000 22
23	802	Matthew Wagner	Hayden's	0.000 19T	12.900 6	12.700 6	0.000 22T	11.700 19	0.000 21T	37.300 23
24	997	Justin Murphy	Michigan Elite	0.000 19T	12.950 5	12.200 10T	0.000 22T	0.000 23T	0.000 21T	25.150 24

2016 BlackJack

Team Results

Feb 20-22, 2016

Page: 1
 Printed: 2/20/2016 3:53:50 PM
 Men / 10 / All Ages
 Session: 5D

Rank	Gym	Team	Score						
1	DeVeau's	*	246.350	42.450 2	40.450 2	41.450 1	42.850 2	41.050 1	38.100 3
2	Apollo	*	243.850	45.150 1	36.150 6	39.650 2	44.150 1	39.100 2	39.650 1
3	Stanford	*	234.300	40.900 3	37.850 4	37.650 5	41.650 3	37.650 6	38.600 2
4	USA Gymworld-UT	*	229.700	40.550 4	37.400 5	36.950 6	39.250 4	38.750 4	36.800 5
5	Hayden's	*	223.700	39.050 5	37.900 3	39.150 4	36.500 8	36.200 8	34.900 8
6	Monmouth	*	219.950	37.850 8	33.600 11	35.400 8	37.150 6	38.850 3	37.100 4
7	Technique	*	215.750	38.050 7	35.500 8	34.450 10	37.050 7	35.650 10	35.050 7
8	5280-So	*	215.550	38.300 6	35.850 7	35.950 7	35.000 10T	35.950 9	34.500 9
9	NESA	*	203.500	26.300 12	40.550 1	39.250 3	36.300 9	37.700 5	23.400 11
10	Atlanta	*	197.050	35.400 9	35.300 9	29.350 11	35.000 10T	25.800 12	36.200 6
11	IG Ohio	*	194.600	26.800 11	34.850 10	34.550 9	38.350 5	37.100 7	22.950 12