

2016 BlackJack

Meet Results







Feb 20-22, 2016

Page: 1
Printed: 2/21/2016 3:41 PM

Men / 6 / 8-9

Session: 7C

Judge's Signatures

Rank	Num	Name	Gym							AA
1	466	Porter Aeschliman	Dynamic	11.300 1	11.200 1	10.400 1T	9.500 3	8.600 9	10.000 3	61.000 1
2	464	Jaeland Leman	Dynamic	10.800 3	8.900 7	10.100 4	9.600 2	9.900 2	10.800 1	60.100 2
3	1174	Bode Kunda	Paragon	10.700 4	10.600 3	10.400 1T	9.100 6	9.400 6T	9.000 9	59.200 3
4	587	Lorenzo Diaz	Go For It	10.300 8	10.900 2	8.400 9T	8.900 7T	9.700 4T	10.500 2	58.700 4
5	1717	Isaiah Alexander	YellJack	9.700 9	8.000 10T	10.300 3	8.500 10T	10.800 1	9.900 4	57.200 5
6	865	Divier Ramos	Interstate	10.900 2	8.700 8	9.200 7	9.400 4	9.100 8	9.800 5	57.100 6
7	585	Jace Hashimoto	Go For It	9.200 10T	10.000 4	9.600 5	8.800 9	9.700 4T	9.200 6	56.500 7
8	1135	Prestin Chu	Old Pueblo	10.500 5	9.000 6	9.300 6	8.500 10T	9.800 3	9.100 7T	56.200 8
9	586	Jaxson Moore	Go For It	10.400 6T	9.800 5	8.500 8	9.200 5	7.900 11	9.100 7T	54.900 9
10	1173	Keon Sheppard	Paragon	10.400 6T	8.600 9	8.300 11	9.900 1	9.400 6T	7.700 10	54.300 10
11	467	Ethan Peterson	Dynamic	9.200 10T	8.000 10T	8.400 9T	8.900 7T	8.400 10	7.600 11	50.500 11

2016 BlackJack

Meet Results

Feb 20-22, 2016

Page: 1
Printed: 2/21/2016 3:41 PM

Men / 6 / 10-11

Session: 7C

Judge's Signatures

Rank	Num	Name	Gym							AA
1	536	Sebo Emmons	Frontier	10.700 3	11.300 1	10.200 3	8.600 22T	11.300 1	11.000 3	63.100 1
2	383	Will Taplin	Danik	11.500 1	11.000 4T	10.400 2	8.700 20T	10.300 7T	11.100 1T	63.000 2
3	1667	Gustavin Suess	Westside	11.400 2	11.100 2T	10.000 4T	8.800 15T	11.000 2	9.700 11T	62.000 3
4	612	Peter Lichtenberger	Gym & More	10.500 4	10.800 6	9.600 9T	9.100 7T	9.700 12T	11.100 1T	60.800 4
5	1622	Henderson Farfan	WG	10.200 6	10.600 8T	9.000 16T	9.500 3	10.600 6	10.800 4	60.700 5
6	537	Jack Etchepare	Frontier	10.100 7	10.300 11	10.800 1	8.500 26T	10.900 3	9.200 18	59.800 6
7	384	Miles O'Connor	Danik	9.800 11	11.100 2T	9.200 14	9.300 5T	10.700 5	9.600 14	59.700 7
8	1611	Evan Stice	VEGA	10.300 5	10.500 10	10.000 4T	9.800 2	9.300 19T	9.000 20T	58.900 8
9	1715	Brian Solomon	YellJack	9.600 14T	10.700 7	9.700 7T	9.100 7T	10.300 7T	9.300 16T	58.700 9
10	475	Brady Meyer	Dynamo	9.500 17T	7.800 25	9.700 7T	10.000 1	10.000 11	10.500 6	57.500 10
11T	1133	Luke Tittle	Old Pueblo	10.000 8	11.000 4T	8.400 22T	8.700 20T	8.600 26T	10.100 8	56.800 11T
11T	538	Elliott Beer	Frontier	9.600 14T	10.600 8T	8.500 21	7.800 31	10.800 4	9.500 15	56.800 11T
13	1710	Ashton Gilbert	Xtreme	9.300 21T	8.900 16	9.000 16T	8.900 14	9.500 15T	10.600 5	56.200 13
14T	1714	Aidan Cooke	YellJack	9.500 17T	8.700 17	9.300 13	8.300 28T	10.200 9	9.700 11T	55.700 14T
14T	1134	Matthew Carr	Old Pueblo	8.000 27T	9.700 13	9.600 9T	9.100 7T	9.300 19T	10.000 9T	55.700 14T
14T	1708	Samuele Scarefone	Xtreme	9.300 21T	9.400 15	9.400 11T	9.300 5T	9.500 15T	8.800 23T	55.700 14T
17	613	Kai Kraehe	Gym & More	9.700 12T	8.400 18	9.100 15	9.100 7T	9.300 19T	10.000 9T	55.600 17
18	1665	Garrett Speer	Westside	9.100 23	7.900 24	9.400 11T	8.800 15T	9.600 14	9.700 11T	54.500 18
19	575	Kaden Jimenez	Genesis	9.500 17T	8.100 22	8.400 22T	9.400 4	10.100 10	8.000 28	53.500 19
20	1709	Seth Brown	Xtreme	9.700 12T	8.000 23	7.400 31	8.800 15T	9.000 22T	10.300 7	53.200 20
21T	1666	Aden Corman	Westside	9.900 9T	7.000 29	10.000 4T	8.600 22T	9.500 15T	7.800 29T	52.800 21T
21T	1132	Patrick Nagle	Old Pueblo	9.600 14T	8.300 19T	7.900 27	8.300 28T	9.700 12T	9.000 20T	52.800 21T
23	382	Nathan Howard	Danik	9.900 9T	7.600 26T	7.800 28	9.000 11T	9.500 15T	8.800 23T	52.600 23
24	864	Owen Cook	Interstate	8.200 26	9.600 14	8.400 22T	8.000 30	8.900 24	8.900 22	52.000 24
25	1664	Cameron Elson	Westside	6.700 31	10.000 12	8.400 22T	9.000 11T	9.000 22T	8.500 26	51.600 25







2016 BlackJack

Meet Results

Feb 20-22, 2016

Page: 2
Printed: 2/21/2016 3:41 PM

Men / 6 / 10-11
Session: 7C

Rank	Num	Name	Gym							AA
26	1732	Theo Vachon	Gym & More	8.000 27T	8.300 19T	9.000 16T	8.800 15T	8.700 25	8.100 27	50.900 26
27	1621	Daniel Sjaifiroeddin	WVG	9.400 20	7.600 26T	8.800 20	8.600 22T	8.300 29T	7.800 29T	50.500 27
28	224	Connor Rich	Barefoot	7.800 29	7.400 28	9.000 16T	8.600 22T	8.300 29T	9.300 16T	50.400 28
29	1610	Ian Davis	VEGA	9.000 24	6.500 30	7.600 29T	8.800 15T	8.600 26T	9.100 19	49.600 29
30	614	Henry Sullivan	Gym & More	7.200 30	8.300 19T	8.100 26	8.500 26T	8.400 28	8.800 23T	49.300 30
31	1612	Edison Twyman	VEGA	8.500 25	5.400 31	7.600 29T	9.000 11T	7.900 31	7.800 29T	46.200 31

2016 BlackJack







Meet Results

Feb 20-22, 2016

Page: 1
Printed: 2/21/2016 3:41 PM

Men / 6 / 12+
Session: 7C

Judge's Signatures







Rank	Num	Name	Gym							AA
1	1613	Nathan Hays	VEGA	11.200 2	11.100 1	10.100 1T	9.800 1	10.700 1	11.400 1T	64.300 1
2	611	Leo Tahmasebian	Golden ST	11.300 1	9.600 2T	9.400 4	9.000 3T	9.900 2	10.600 3	59.800 2
3	1186	Rory Hemmings	Payke	9.100 8T	9.600 2T	10.100 1T	8.900 5	9.200 6	9.400 6	56.300 3
4	1188	Julien Owahdi	Payke	10.300 3	9.300 4T	8.400 6T	9.000 3T	9.800 3	8.500 11	55.300 4
5	1185	Jonathan Shiner	Payke	9.500 4	7.400 13	9.800 3	8.800 6T	9.500 4	10.200 4	55.200 5
6	1187	Dominic Ramos	Payke	9.400 5	8.900 7	8.600 5	8.500 9	9.400 5	9.200 8	54.000 6
7	465	Trevahn Ignacio	Dynamic	9.000 10	9.300 4T	8.000 9T	9.100 2	8.800 8	9.000 9	53.200 7
8	418	Caleb Ditmer	Denali	9.200 6T	8.100 10	8.400 6T	8.100 12	8.600 9	9.300 7	51.700 8
9	940	Gabriel Babbel	Meridian	9.200 6T	8.400 8T	7.000 12	7.800 13	8.000 12T	10.100 5	50.500 9
10	417	Peter Halverson	Denali	6.400 13	7.600 12	7.700 11	8.400 10	8.300 10	7.200 13	45.600 10
11	462	Ian King	Durango	7.900 11	5.500 14	8.000 9T	7.700 14	8.100 11	7.800 12	45.000 11
12	463	Burke Walter	Durango	7.400 12	5.000 15	5.000 14	8.800 6T	8.000 12T	8.700 10	42.900 12
13	1668	Michael Hebda	Westside	0.000 14T	8.000 11	6.800 13	8.300 11	7.200 14	7.000 14	37.300 13
14	1711	Anthony Spatola	Xtreme	0.000 14T	9.300 4T	8.100 8	0.000 15	6.400 15	11.400 1T	35.200 14
15	1189	Kanen Boubion	Payke	9.100 8T	8.400 8T	0.000 15	8.600 8	8.900 7	0.000 15	35.000 15

2016 BlackJack

Team Results

Feb 20-22, 2016

Page: 1
 Printed: 2/21/2016 3:41 PM
 Men / 6 / All Ages
 Session: 7C

Rank	Gym	Team	Score						
1	Frontier	*	179.700	30.400 4T	32.200 1	29.500 1	24.900 11	33.000 1	29.700 4
2	Danik	*	175.300	31.200 2	29.700 3T	27.400 8	27.000 3T	30.500 3	29.500 5T
3	Dynamic	*	174.900	31.300 1	29.400 5	28.900 4	28.200 2	27.300 10T	29.800 3
4	Westside	*	173.500	30.400 4T	29.100 6	29.400 2	26.600 8	30.100 4	27.900 11
5	VEGA	*	173.000	30.500 3	28.100 7	27.700 6T	28.600 1	28.600 7	29.500 5T
6	YellJack	*	171.600	28.800 9	27.400 11	29.300 3	25.900 10	31.300 2	28.900 8
7	Old Pueblo	*	171.400	30.100 6	29.700 3T	27.300 9	26.300 9	28.800 5	29.200 7
8	Go For It	*	170.100	29.900 7	30.700 2	26.500 10T	26.900 6	27.300 10T	28.800 9T
9T	Xtreme	*	169.700	28.300 10	27.600 9	26.500 10T	27.000 3T	28.000 8	32.300 1
9T	Payke	*	169.700	29.200 8	27.800 8	28.500 5	26.700 7	28.700 6	28.800 9T
11	Gym & More	*	168.000	28.200 11	27.500 10	27.700 6T	27.000 3T	27.700 9	29.900 2