

2016 BlackJack

Meet Results

Feb 20-22, 2016

Page: 1
Printed: 2/21/2016 3:41 PM

Men / 6 / 8-9

Session: 7D

Judge's Signatures

Rank	Num	Name	Gym							AA
1	716	Tyler Burgess	Gymcats	11.300 2	10.900 1	10.500 3T	9.100 11T	11.600 1	11.100 2	64.500 1
2	1689	Mason Odom	Xt. Altitude	11.600 1	10.800 2	11.300 1	9.200 10	10.600 5T	9.600 13	63.100 2
3	248	Ben Iglesias	Brestyan's	11.200 3	9.500 9T	10.200 8T	9.300 8T	10.200 8T	10.200 8T	60.600 3
4	155	Troy Holman	American-CA	9.400 13T	10.500 4	10.800 2	8.800 20T	10.100 10T	10.800 3T	60.400 4
5	596	Anthony Bell	Gold Medal	9.600 12	10.700 3	10.400 6	9.500 2T	10.100 10T	10.000 10T	60.300 5
6	1691	Ben Merilatt	Xt. Altitude	9.900 9	10.200 5	10.300 7	9.400 6T	10.700 3T	9.700 12	60.200 6
7	1487	Gage Kile	Triad	9.400 13T	9.300 11	9.600 11	9.500 2T	11.000 2	11.300 1	60.100 7
8	1486	Braeden Walker	Triad	10.300 6T	9.500 9T	10.000 10	9.300 8T	10.100 10T	10.300 6T	59.500 8
9	1731	Brecken Moran	5280-No	10.900 4	9.800 7	8.700 15	9.500 2T	9.700 14	10.800 3T	59.400 9
10	1692	Emmett Shell	Xt. Altitude	10.600 5	9.900 6	9.200 12T	9.600 1	9.600 15T	10.300 6T	59.200 10
11	656	Alexander Noel	Gym Village	9.400 13T	9.100 13T	10.500 3T	8.900 17T	9.500 17T	10.500 5	57.900 11
12	657	James Farnworth	Gym Village	9.800 10	9.200 12	10.200 8T	9.100 11T	10.600 5T	8.700 18	57.600 12
13	734	Luca Nacimiento	Gymnastics World-CA	9.400 13T	6.700 26	10.500 3T	8.200 27	10.700 3T	9.100 14	54.600 13
14	736	Jaden Gerstein	Gymnastics World-CA	10.100 8	8.600 18	8.600 16	8.900 17T	9.500 17T	8.800 16T	54.500 14
15	1546	Rome Whimpey	USA Gymworld-UT	9.100 18T	6.900 25	8.200 21	9.000 15T	10.300 7	10.000 10T	53.500 15
16T	678	Luke Bender	GymWorld Central	9.100 18T	9.000 16	9.200 12T	8.000 28	7.800 25	10.200 8T	53.300 16T
16T	441	Ethan Klein	Desert	8.700 21	8.700 17	8.300 19T	8.900 17T	10.200 8T	8.500 19*	53.300 16T
16T	1488	Logan Page	Triad	8.800 20	9.700 8	7.600 23T	9.100 11T	9.600 15T	8.500 19*	53.300 16T
16T	677	Hunter Sullivan	GymWorld Central	8.400 23	9.100 13T	8.500 17T	9.500 2T	9.300 19	8.500 19*	53.300 16T
20	1361	Jedediah Sarep	South Coast	10.300 6T	6.300 27	8.500 17T	8.400 26	10.100 10T	9.000 15	52.600 20
21	658	John Morris	Gym Village	9.700 11	8.400 19	9.200 12T	8.600 23T	7.000 28	8.800 16T	51.700 21
22	1360	Matthew Blam	South Coast	8.600 22	9.100 13T	7.800 22	8.600 23T	8.700 20	8.000 25T	50.800 22
23	1690	Kyle Davidson	Xt. Altitude	7.600 25	8.300 20	8.300 19T	9.000 15T	8.400 21	8.100 24	49.700 23
24	1000	Gavin Casper	Midwest Ohio	8.100 24	7.600 22	7.600 23T	8.500 25	7.900 23T	8.200 22T	47.900 24
25	735	Jordan Coleman	Gymnastics World-CA	9.300 17	7.100 24	7.100 27	9.400 6T	7.500 26T	7.400 27	47.800 25







2016 BlackJack

Meet Results

Feb 20-22, 2016

Page: 2
Printed: 2/21/2016 3:41 PM

Men / 6 / 8-9
Session: 7D

Rank	Num	Name	Gym							AA
26	1547	Andrew Webster	USA Gymworld-UT	7.100 26	7.900 21	7.500 25	8.700 22	8.100 22	8.000 25T	47.300 26
27	1688	Ethan Rathke	Xt. Altitude	5.300 28	7.500 23	7.200 26	9.100 11T	7.500 26T	8.200 22T	44.800 27
28	488	Joshua Laudie	Edge	6.900 27	5.900 28	4.300 28	8.800 20T	7.900 23T	7.000 28	40.800 28

2016 BlackJack

Meet Results

Feb 20-22, 2016

Page: 1
Printed: 2/21/2016 3:41 PM

Men / 6 / 10-11

Session: 7D







Judge's Signatures

Rank	Num	Name	Gym							AA
1	60	Jesse Redfoot	5280-So	11.300 1	11.300 3	11.200 3	9.000 16	11.400 1	11.200 3T	65.400 1
2	1091	Nicholas Lester	North Valley	10.600 4	11.800 1	11.300 1T	9.300 4T	11.100 3	10.000 12T	64.100 2
3	674	Adriel Parales-Valencia	GymWorld Central	10.300 7T	8.800 21	11.300 1T	9.800 1	11.300 2	11.500 1	63.000 3
4	1136	Christopher Xanthos	Oregon	10.800 3	10.500 5T	10.700 5	8.900 17T	10.900 4	10.800 5	62.600 4
5	713	Chance Douglas	Gymcats	11.000 2	10.100 9	10.800 4	8.600 24	10.500 5T	11.400 2	62.400 5
6	440	Rainen Schwartz	Desert	10.200 9T	11.400 2	9.700 11	9.700 2	9.700 11T	10.100 11	60.800 6
7	625	Colin Kraft	Gym Arena	10.000 12T	10.000 10T	9.800 8T	9.300 4T	10.500 5T	10.400 8	60.000 7
8	59	Riley Enebo	5280-So	10.000 12T	10.000 10T	9.800 8T	9.100 11T	9.900 8	10.600 6T	59.400 8
9	62	Alex Smith	5280-So	9.600 14	11.000 4	10.400 6	9.100 11T	9.200 16T	10.000 12T	59.300 9
10	675	Ivan Thal	GymWorld Central	10.500 5	10.000 10T	9.300 14	9.300 4T	9.800 9T	10.200 10	59.100 10
11T	1093	Samuel Newts	North Valley	10.400 6	9.400 17	8.800 17T	8.900 17T	10.100 7	11.200 3T	58.800 11T
11T	1092	Nathan Pophal	North Valley	10.200 9T	10.500 5T	9.600 12	9.200 8T	9.000 19	10.300 9	58.800 11T
13	1485	Austin Beam	Triad	10.100 11	10.400 7T	8.700 19	9.400 3	9.600 13	9.400 14	57.600 13
14	61	Tyler May	5280-So	9.500 15T	9.800 14T	9.100 15	8.700 22T	8.300 23	10.600 6T	56.000 14
15T	712	Mason Williamson	Gymcats	9.500 15T	10.000 10T	8.800 17T	9.300 4T	8.700 20	9.300 15	55.600 15T
15T	711	Frank Kennedy III	Gymcats	9.400 17T	9.100 18T	9.500 13	8.900 17T	9.700 11T	9.000 17T	55.600 15T
17	515	Gavin Swihart	Encore	9.200 20	9.100 18T	9.800 8T	8.800 20T	9.300 14T	8.800 21T	55.000 17
18	714	Bryce Crawford	Gymcats	8.600 25	10.400 7T	8.400 21T	9.200 8T	9.200 16T	9.000 17T	54.800 18
19	1684	Garrett Felton	Xt. Altitude	10.300 7T	9.800 14T	8.000 23	9.200 8T	9.800 9T	7.000 28	54.100 19
20	439	Easton Leech	Desert	9.000 21T	9.500 16	7.500 25T	9.100 11T	9.300 14T	9.200 16	53.600 20
21	999	Colby Lightfoot	Midwest Ohio	9.400 17T	8.700 22T	8.500 20	9.100 11T	8.600 21T	9.000 17T	53.300 21
22	715	Ali Bhimani	Gymcats	9.000 21T	8.900 20	10.100 7	8.400 25	7.700 27	8.800 21T	52.900 22
23	514	Kyle Criger	Encore	9.400 17T	8.200 25	7.700 24	8.700 22T	8.200 24T	8.100 25T	50.300 23
24	247	Nicholas Kim	Brestyan's	8.700 24	8.400 24	7.500 25T	7.400 28	9.100 18	8.400 24	49.500 24
25	1359	Kieran Keshvara	South Coast	7.800 26	8.700 22T	8.400 21T	8.100 26	8.200 24T	8.000 27	49.200 25

2016 BlackJack

Meet Results

Feb 20-22, 2016

Rank	Num	Name	Gym							AA
26	152	Nolan Hernandez	American-CA	9.000 21T	7.100 27	7.200 27	8.800 20T	7.100 28	9.000 17T	48.200 26
27	998	Braxton Upp	Midwest Ohio	7.400 27	8.000 26	6.900 28	9.100 11T	8.600 21T	8.100 25T	48.100 27
28	1544	Reed Webster	USA Gymworld-UT	6.200 28	6.600 28	8.900 16	7.700 27	8.200 24T	8.700 23	46.300 28

2016 BlackJack

Meet Results







Feb 20-22, 2016

Page: 1
Printed: 2/21/2016 3:41 PM

Men / 6 / 12+

Session: 7D

Judge's Signatures







Rank	Num	Name	Gym							AA
1	63	Kevin Kernie	5280-So	10.900 1	10.900 1	9.600 3	9.400 2	10.800 1	10.500 2	62.100 1
2	1687	Samuel Brende	Xt. Altitude	9.600 2	7.500 8	7.400 6T	9.200 4	9.500 2	10.200 3	53.400 2
3	676	Jason Bender	GymWorld Central	9.000 4	8.200 7	9.800 2	9.300 3	7.300 7	9.600 4	53.200 3
4	1074	Billy Burney	New Hope	9.100 3	8.300 6	8.100 5	9.900 1	8.500 5	8.500 6	52.400 4
5	154	Zachary Tisinger	American-CA	8.400 5	9.500 4	8.400 4	9.000 5	6.500 8	9.100 5	50.900 5
6	1686	Will Chiang	Xt. Altitude	7.600 6T	8.800 5	7.300 8	8.200 7	7.400 6	8.400 7	47.700 6
7	1123	Hayden Church	Oasis	7.600 6T	10.500 2	7.400 6T	8.900 6	8.600 4	0.000 8	43.000 7
8	153	Luke Rice	American-CA	0.000 8	9.800 3	10.500 1	0.000 8	8.800 3	11.000 1	40.100 8

2016 BlackJack

Team Results

Feb 20-22, 2016

Page: 1
 Printed: 2/21/2016 3:41 PM
 Men / 6 / All Ages
 Session: 7D

Rank	Gym	Team	Score						
1	5280-So	*	188.900	32.200 2	33.200 1	31.400 1T	27.600 5T	32.100 1	32.400 1
2	Gymcats	*	185.800	31.800 3	31.400 3	31.400 1T	27.600 5T	31.800 2	31.800 3
3	Xt. Altitude	*	183.700	32.500 1	30.900 4	30.800 3	28.200 2T	31.100 3	30.200 7
4	North Valley	*	181.700	31.200 4	31.700 2	29.700 6T	27.400 7	30.200 6	31.500 4
5	GymWorld Central	*	179.300	29.900 5	28.100 8	30.400 4	28.600 1	30.400 5	31.900 2
6	Triad	*	177.600	29.800 6	29.600 6T	28.300 8	28.200 2T	30.700 4	31.000 5
7	American-CA	*	169.800	26.800 10	29.800 5	29.700 6T	26.600 9T	26.000 12	30.900 6
8	Desert	*	167.700	27.900 9	29.600 6T	25.500 10	27.700 4	29.200 7	27.800 9
9	Gym Village	*	167.200	28.900 7	26.700 9	29.900 5	26.600 9T	27.100 9	28.000 8
10	Gymnastics World-CA	*	156.900	28.800 8	22.400 12	26.200 9	26.500 11	27.700 8	25.300 11T
11	South Coast	*	152.600	26.700 11	24.100 11	24.700 11	25.100 13	27.000 10	25.000 13
12	Midwest Ohio	*	149.300	24.900 12	24.300 10	23.000 13	26.700 8	25.100 13	25.300 11T
13	USA Gymworld-UT	*	147.100	22.400 13	21.400 13	24.600 12	25.400 12	26.600 11	26.700 10