

2017 BlackJack TS

Meet Results







Feb 17, 2017

Page: 1
Printed: 2/17/2017 10:52:09 AM

Men / 8 / 11,12

Session: 1D

Judge's Signatures

Rank	Num	Name	Gym							AA
1	770	Joshua Karnes	Lakers	8.750 1	9.150 1	9.800 1	9.500 1	9.400 1	9.100 1	55.700 1
2	112	Emmit Glover	All-American	8.400 2	8.150 5	9.500 2	8.950 4	8.650 2	8.900 2	52.550 2
3	151	Dylan Tu	American-Ct.	7.500 7T	8.750 2	8.500 6	8.700 6T	7.950 3	7.800 6	49.200 3
4	929	Justin Walraven	OKCG	8.200 3	8.500 3	8.600 4T	9.100 3	7.100 5	7.150 9	48.650 4
5	823	Warren Strootman	Minnetonka	7.700 5T	7.900 7	8.600 4T	8.700 6T	7.350 4	7.600 7	47.850 5
6	111	Degan Marshall	All-American	7.850 4	7.850 8	8.400 7	8.800 5	6.350 8	8.400 3	47.650 6
7	1225	Ethan Zenick	Triumph	7.250 10T	7.050 11	8.100 8	9.250 2	6.950 6	6.600 10	45.200 7
8	1128	Kaien Orion	Stanford	7.700 5T	7.750 9	7.700 9T	8.400 8	5.000 10	8.150 5	44.700 8
9	521	Sebo Emmons	Frontier	7.250 10T	7.100 10	7.500 11	8.150 9	6.050 9	8.300 4	44.350 9
10	150	Nicholas Smith	American-Ct.	7.500 7T	8.450 4	8.700 3	7.750 11	6.400 7	5.450 11	44.250 10
11	755	Niccolo Sciulli	IG Ohio	7.350 9	8.100 6	7.700 9T	8.100 10	4.700 11	7.550 8	43.500 11

2017 BlackJack TS

Meet Results







Feb 17, 2017

Page: 1
Printed: 2/17/2017 10:52:11 AM

Men / 9 / 13,14

Session: 1D

Judge's Signatures

Rank	Num	Name	Gym							AA
1	1110	Khoi Young	Sportsplex	9.100 1	9.550 1	8.900 4T	9.500 1	8.750 2	9.400 1	55.200 1
2	1235	Finley Stearn	Twisters-MD	8.000 5T	8.150 4	9.000 2	8.600 6T	9.200 1	9.050 2	52.000 2
3	872	Syam Buradagunta	New England	8.700 2	8.950 2	8.900 4T	9.100 3	6.900 6	8.550 4	51.100 3
4	874	Alex Vandendries	New England	7.800 8T	8.400 3	8.750 6	8.600 6T	8.350 3	8.400 5	50.300 4
5	633	Hudson Harms	Gymcats	7.800 8T	7.800 5	8.400 8T	9.150 2	7.600 4T	8.700 3	49.450 5
6	523	Brigham Frentheway	Frontier	8.300 4	7.400 9	9.400 1	8.500 8	6.050 8	8.350 6	48.000 6
7	828	Mark Fu	Minnetonka	7.900 7	7.550 7	8.950 3	9.000 4	5.800 9	8.300 7	47.500 7
8	985	Xander Weber	Prairie	8.000 5T	7.500 8	8.400 8T	8.250 10	6.300 7	8.000 8	46.450 8
9	756	Jack Bono	IG Ohio	7.300 10	7.600 6	7.800 10	8.400 9	7.600 4T	7.200 9	45.900 9
10	757	Ben Stein	IG Ohio	8.350 3	7.150 10	8.550 7	8.750 5	4.500 10	6.300 10	43.600 10

2017 BlackJack TS

Meet Results







Feb 17, 2017

Page: 1
Printed: 2/17/2017 10:52:14 AM

Men / 10 / 15,16

Session: 1D

Judge's Signatures

Rank	Num	Name	Gym							AA
1	1227	Donte McKinney	Triumph	8.900 3	7.050 2	8.350 1	9.000 3T	8.650 4	8.600 1	50.550 1
2	1399	Matthew Geuy	SCEGA	8.950 2	7.300 1	8.100 3	9.400 2	8.900 2	7.700 5	50.350 2
3	880	Yan Inhaber-Courchesne	New England	8.200 6	6.550 3	8.300 2	9.450 1	8.850 3	8.300 2	49.650 3
4	520	Stewart Brown	Foothills	9.050 1	5.550 5	7.200 6	9.000 3T	9.300 1	8.100 3	48.200 4
5	661	Cyrus Matthews	Gymkhana	8.600 4	6.250 4	7.950 5	8.600 5	8.250 5	7.500 6	47.150 5
6	998	David Dortmund	Prairie	8.550 5	5.050 6	6.800 7	8.400 7	7.400 7	6.800 7	43.000 6
7	995	Sam Stinsa	Prairie	0.000 7T	4.000 7	8.000 4	8.500 6	8.150 6	7.850 4	36.500 7
8*	1345	Matthew O'Donnell	WCC-Texas	0.000 7*	0.000 8*	0.000 8*	0.000 8*	0.000 8*	0.000 8*	0.000 8*
8*	842	Forrest Kelly	Monmouth	0.000 7*	0.000 8*	0.000 8*	0.000 8*	0.000 8*	0.000 8*	0.000 8*

2017 BlackJack TS

Meet Results







Feb 17, 2017

Page: 1
Printed: 2/17/2017 10:52:15 AM

Men / 10 / 17,18

Session: 1D

Judge's Signatures

Rank	Num	Name	Gym							AA
1	882	Jonathan Liu	New England	8.650 1	8.250 1	7.800 4	9.550 1	8.250 8	8.600 3T	51.100 1
2	1062	Caleb Rickard	Sokol Elite	8.450 3T	7.200 4	8.100 3	9.150 4	8.750 2	8.550 5	50.200 2
3	769	Nikita Bolotsky	Kingdom	8.450 3T	5.700 8	9.050 1	8.950 6T	8.700 3T	8.600 3T	49.450 3
4	754	Zachary Mitchell	Hotshots	7.800 7	7.900 3	7.500 6	8.650 8	8.300 7	9.000 1	49.150 4
5	883	Dylan LeClair	New England	8.250 5	4.650 9	8.800 2	9.300 3	9.200 1	8.750 2	48.950 5
6	999	Matthew Szot	Prairie	7.550 8	8.050 2	5.600 10	9.400 2	8.700 3T	7.700 7	47.000 6
7	797	Trevor Lamberton	Langley	8.500 2	6.650 5	7.200 7	8.950 6T	8.700 3T	6.300 10	46.300 7
8	475	Lane Seigle	Emerald City	8.100 6	5.850 7	7.700 5	8.550 9	6.900 9	8.100 6	45.200 8
9	1007	Lane Messier	SD United	7.500 9	3.000 11	6.950 8	7.800 10	5.950 11	6.900 8	38.100 9
10	662	Adam Sousa	Gymkhana	7.300 10	3.100 10	5.050 11	9.050 5	6.300 10	6.200 11	37.000 10
11	1398	Eric Nakamura	SCEGA	0.000 11	6.250 6	6.300 9	0.000 11	8.350 6	6.800 9	27.700 11