

2018 BlackJack National

Meet Results







Feb 16-18, 2018

Page: 1
Printed: 2/17/2018 6:07:56 PM

Men / 8 / 11-12

Session: 5C

Judge's Signatures

Rank	Num	Name	Gym							AA
1	69	Conor Heary	5280-So	12.200 7	12.550 1T	12.500 1	11.050 3	12.850 1	12.650 1	73.800 1
2	288	Troy Nuesca	PlatinumCA	12.450 5	12.550 1T	12.200 3	11.300 2	12.500 2T	11.450 11	72.450 2
3	948	Jonah Soltz	Metropolitan-WA	12.900 2	12.300 5	11.900 4T	10.900 5T	12.500 2T	11.800 6T	72.300 3
4T	577	Lorenzo Diaz	Go For It	13.050 1	12.500 3	11.900 4T	10.200 17	10.700 11	11.700 9T	70.050 4T
4T	68	Braeden Nelson-Archer	5280-So	12.150 8T	12.000 6T	12.350 2	10.900 5T	11.900 4	10.750 15	70.050 4T
6	1264	Drake Shallahamer	South Coast	11.900 12T	11.850 8T	11.550 6	10.850 8	10.450 12	12.000 3	68.600 6
7	947	Eli Deehr	Metropolitan-WA	12.350 6	12.000 6T	9.950 16T	11.600 1	10.300 13	12.300 2	68.500 7
8	273	Grayson Gutsell-Vandermue	Calgary	12.800 3	11.500 11T	11.500 7	10.900 5T	10.250 14	11.200 13	68.150 8
9	1521	Ben Merilatt	Xt. Altitude	12.000 10	12.400 4	9.750 19	10.250 16	11.850 5	11.750 8	68.000 9
10	1519	Mason Odom	Xt. Altitude	12.750 4	10.150 20	11.400 8	10.650 10T	11.150 9T	11.850 5	67.950 10
11	274	Kolten Schweitz	Calgary	10.600 19	10.700 18	10.850 10	10.650 10T	11.200 8	11.700 9T	65.700 11
12	543	Landon Miller	Frontier	11.950 11	11.450 14	10.150 15	10.950 4	11.400 6	9.600 18	65.500 12
13	542	Vuyo Nkhumane	Frontier	11.700 14	11.050 16	9.950 16T	9.800 20	11.150 9T	11.400 12	65.050 13
14	914	Caeden Maggiora	MV-YMCA	11.250 16	10.900 17	9.350 21	10.150 18	11.350 7	11.800 6T	64.800 14
15	275	Waseem Saad	Calgary	11.900 12T	11.700 10	10.450 11	10.800 9	7.400 20	11.900 4	64.150 15
16	779	Samuel Weinstein	Hayden's	12.150 8T	11.500 11T	10.200 13T	10.600 12	10.150 15	9.300 19	63.900 16
17	1520	Kellan Brockway	Xt. Altitude	11.200 17	11.500 11T	9.900 18	10.400 15	9.650 16	9.750 17	62.400 17
18	453	Jaime Ibarra	Ensenada	10.950 18	11.250 15	10.200 13T	10.500 13T	9.550 17T	8.900 20	61.350 18
19	276	Liam Sutton	Calgary	10.250 20	10.550 19	10.950 9	10.500 13T	7.600 19	10.900 14	60.750 19
20	468	Harry Kim	Eric Will's-Ca.	11.400 15	11.850 8T	10.250 12	10.050 19	0.000 21	9.800 16	53.350 20
21	452	Kevin Correa	Ensenada	8.850 21	5.000 21	9.600 20	0.000 21	9.550 17T	0.000 21	33.000 21

2018 BlackJack National

Meet Results







Feb 16-18, 2018

Page: 1
Printed: 2/17/2018 6:07:58 PM

Men / 8 / 13-14

Session: 5C

Judge's Signatures

Rank	Num	Name	Gym							AA
1	1546	Jesse Redfoot	5280-So	12.300 4	11.950 2T	11.950 1	11.000 4	12.200 1	11.900 3	71.300 1
2	277	Gabriele Romano	Calgary	12.650 1	12.250 1	10.350 4	11.650 2	10.350 6	12.000 2	69.250 2
3	815	Gavin Swihart	Incline-CO	11.900 6	11.850 4	10.000 6	11.750 1	11.800 2	11.650 5	68.950 3
4	1523	Andrew Taylor	Xt. Altitude	12.450 2T	11.950 2T	10.850 2	9.900 10	11.400 4T	10.900 6	67.450 4
5	292	James Gamboa	PlatinumCA	11.650 7	10.500 7	9.250 9	10.850 5	11.650 3	11.750 4	65.650 5
6	289	Evan Fields	PlatinumCA	12.450 2T	11.450 6	10.400 3	11.250 3	9.600 8T	9.850 7	65.000 6
7	454	Carlos Solorza	Ensenada	10.450 9	9.900 8	10.100 5	10.400 7	11.400 4T	12.600 1	64.850 7
8	915	Connor Brokowski	MV-YMCA	11.250 8	11.500 5	9.400 8	10.050 9	9.400 10	9.450 9	61.050 8
9	916	Jun Melchior	MV-YMCA	12.050 5	6.900 9	9.800 7	10.250 8	10.150 7	9.650 8	58.800 9
10	1073	Caleb Morrison	Oldsmar	9.150 10	5.550 10	9.000 10	10.550 6	9.600 8T	8.250 10	52.100 10

2018 BlackJack National







Team Results

Feb 16-18, 2018

Page: 1
Printed: 2/17/2018 6:07:51 PM

Men / 8 / All Ages

Session: 5C

Rank	Gym	Team	Score						
1	5280-So	*	215.150	36.650 3	36.500 1	36.800 1	32.950 3	36.950 1	35.300 2
2	Calgary	*	206.850	37.350 1	35.450 3	33.300 2	33.350 2	31.800 4	35.600 1
3	Xt. Altitude	*	205.400	37.200 2	35.850 2	32.150 3	31.300 4	34.400 2	34.500 3
4	PlatinumCA	*	203.100	36.550 4	34.500 4	31.850 4	33.400 1	33.750 3	33.050 4
5	MV-YMCA	*	184.650	34.550 5	29.300 5	28.550 6	30.450 5	30.900 5	30.900 5
6	Ensenada	*	159.200	30.250 6	26.150 6	29.900 5	20.900 7	30.500 6	21.500 7