

# 2019 BlackJack National

## Meet Results







Feb 14-18, 2019

Page: 1  
Printed: 2/16/2019 6:24:18 PM

Men / 61 / 8-9

Session: 3C

Judge's Signatures

Rank	Num	Name	Gym							AA
1	626	Hayden Brown	Lakeshore	11.000 1T	11.300 1	10.900 1	9.600 1	11.000 2T	11.200 2	65.000 1
2	627	William McCrea	Lakeshore	11.000 1T	10.900 2	10.200 3	9.500 2T	11.200 1	11.300 1	64.100 2
3	628	Ivan Lupuliak	Lakeshore	10.000 3T	10.600 5	10.300 2	9.100 5T	11.000 2T	10.800 3	61.800 3
4	666	Quinn Gillette	Metropolitan-WA	10.000 3T	10.800 3	9.200 5T	9.500 2T	10.400 4T	9.300 6T	59.200 4
5	1057	Krew Petersen	USA Gymworld-UT	9.500 5	10.700 4	8.500 7	9.200 4	10.400 4T	9.000 8T	57.300 5
6	607	Gianni Townsend	LaFleurs TA	8.900 7	9.100 10	8.100 9	9.100 5T	9.900 6T	10.100 4T	55.200 6
7	608	Steele Troiani	LaFleurs TA	8.800 8	9.800 6	7.800 10	8.500 11T	9.900 6T	9.300 6T	54.100 7
8	1114	Brennan Cheng	Westside	8.300 10	9.600 7T	9.400 4	8.900 9	9.300 10	8.500 10	54.000 8
9	665	Jack Palmer	Metropolitan-WA	9.200 6	9.600 7T	7.000 12	9.000 7T	8.900 11	10.100 4T	53.800 9
10	606	Marcello Cervantes	LaFleurs TA	8.600 9	9.400 9	8.300 8	9.000 7T	9.400 9	8.200 11	52.900 10
11	23	Evan Payne	Achievers	7.000 12	8.600 12	9.200 5T	8.500 11T	9.700 8	9.000 8T	52.000 11
12	79	Mason Cattermole	All-American	8.200 11	9.000 11	7.500 11	8.800 10	8.400 12T	7.800 12	49.700 12
13	316	Westen Vanderlan	EmpireMen's	6.800 13	8.400 13	6.800 13	7.800 13	8.400 12T	7.300 13	45.500 13
14	588	Emilio Acosta Cabello	Kids Center	0.000 14	8.300 14	5.500 14	0.000 14	7.100 14	6.700 14	27.600 14

# 2019 BlackJack National

## Meet Results

Feb 14-18, 2019

Page: 1  
Printed: 2/16/2019 6:24:20 PM

Men / 61 / 10-11

Session: 3C

Judge's Signatures

Rank	Num	Name	Gym							AA
1	891	Caleb Burda	Scherbo's	10.100 3T	11.100 2	10.800 1	9.600 1	11.300 1	10.900 2T	63.800 1
2	624	Alex Behrens	Lakeshore	11.000 1	11.000 3	9.900 6	9.400 3T	11.200 2	10.900 2T	63.400 2
3	1053	Milo Singleton	USA Gymworld-UT	10.100 3T	10.900 4	10.700 2	9.500 2	11.000 3	10.400 4	62.600 3
4	625	Cyrus Parke	Lakeshore	10.400 2	10.700 5T	10.100 4T	9.400 3T	10.400 4T	10.100 5	61.100 4
5	892	Nikkita Malyarov	Scherbo's	8.500 12	11.200 1	10.100 4T	9.000 11T	10.400 4T	11.000 1	60.200 5
6	193	Donato Fontana	Chow's Gymnastics	8.000 15T	9.800 13	10.400 3	8.800 15T	9.500 11	9.100 11	55.600 6
7	76	Easton Lunsford	All-American	9.000 8T	10.400 8T	9.200 10	9.200 6	9.400 12T	8.000 21T	55.200 7
8	75	Hudson Bauerle	All-American	7.700 17	10.700 5T	8.000 16	9.000 11T	9.300 14T	10.000 6T	54.700 8
9	192	Paxton McNeley	Chow's Gymnastics	6.800 22	10.700 5T	9.400 8T	8.900 14	9.100 16	9.400 9	54.300 9
10	122	Asher Nelson	Aspire	9.400 7	10.300 10T	6.700 25	9.100 7T	9.700 10	8.800 13T	54.000 10
11	1054	Jack Smart	USA Gymworld-UT	9.600 5	10.400 8T	8.200 15	8.500 23T	9.400 12T	7.500 25	53.600 11
12	314	Kaden Romig	EmpireMen's	9.500 6	9.000 20	7.600 19T	8.500 23T	9.800 8T	8.500 15T	52.900 12
13	1112	Harrison Cheng	Westside	8.600 11	9.100 17T	9.000 11	8.600 20T	8.000 26	9.200 10	52.500 13
14	72	Keegan Knudsen	All-American	5.500 27	10.300 10T	9.400 8T	9.100 7T	10.100 6	7.800 23	52.200 14
15	605	Baron McVety	LaFleurs TA	7.300 20	8.300 23	8.500 12	8.600 20T	9.300 14T	10.000 6T	52.000 15
16	664	Chance Beppu	Metropolitan-WA	9.000 8T	9.400 15T	7.600 19T	9.100 7T	8.500 22T	8.300 17T	51.900 16
17	123	Keoki Clark	Aspire	7.500 18T	9.100 17T	8.400 13T	8.500 23T	9.900 7	8.300 17T	51.700 17
18	124	Spencer Robson	Aspire	8.400 13	10.300 10T	7.100 22	8.700 17T	8.600 20T	8.000 21T	51.100 18
19	594	Micah Mirabella	Kinetic	8.200 14	9.400 15T	7.400 21	8.300 26	8.500 22T	9.000 12	50.800 19
20	1110	Zachary Song	Westside	8.000 15T	9.100 17T	7.800 17	9.000 11T	8.800 18T	7.700 24	50.400 20
21T	126	Samuel Fishman	Aspire	6.300 25	7.800 24	9.600 7	8.800 15T	8.600 20T	8.800 13T	49.900 21T
21T	1111	Johnny Tully	Westside	8.900 10	8.700 22	7.000 23T	8.700 17T	8.400 24	8.200 19T	49.900 21T
23	1118	Ahmir Bass	World Class-VA	6.500 23	6.000 27	7.700 18	9.300 5	9.800 8T	9.800 8	49.100 23
24	73	Taylin Cattermole	All-American	7.100 21	8.900 21	7.000 23T	9.100 7T	8.300 25	8.200 19T	48.600 24

# 2019 BlackJack National

## Meet Results







Feb 14-18, 2019

Page: 2

Printed: 2/16/2019 6:24:20 PM

Men / 61 / 10-11

Session: 3C

Rank	Num	Name	Gym							AA
25	1055	Gabriel Tayler	USA Gymworld-UT	6.400 24	7.300 25	8.400 13T	7.900 27	9.000 17	8.500 15T	47.500 25
26	587	Andreas Eduardo Martinez	Kids Center	7.500 18T	9.600 14	6.200 26	8.700 17T	8.800 18T	0.000 26T	40.800 26
27	125	Rocco Meyers	Aspire	5.700 26	6.600 26	4.500 27	8.600 20T	5.300 27	0.000 26T	30.700 27

# 2019 BlackJack National

## Meet Results







Feb 14-18, 2019

Page: 1  
Printed: 2/16/2019 6:24:23 PM

Men / 61 / 12+

Session: 3C

Judge's Signatures

Rank	Num	Name	Gym							AA
1	487	Charlie Daines	Gymcats	9.000 5T	10.300 2	9.900 1	9.200 3	10.500 2	10.900 1	59.800 1
2	78	Owen Spencer	All-American	9.400 3	9.900 4	9.400 3T	9.500 1	10.600 1	10.800 2	59.600 2
3	488	Tyler Brooks	Gymcats	8.300 9T	10.800 1	9.500 2	8.900 5	10.200 3	10.600 3	58.300 3
4	1056	Joseph Stock	USA Gymworld-UT	8.300 9T	10.000 3	9.400 3T	9.000 4	9.600 5T	10.200 4	56.500 4
5	510	Diego Rodriguez	HPGTC	9.200 4	8.400 8	8.300 6	9.300 2	9.700 4	8.100 8	53.000 5
6	438	Benjamin Soule	GymMasters	8.700 7	9.600 5	7.700 8	8.200 8	9.300 7T	8.500 6T	52.000 6
7	874	Dylan DePerte	Scamps	9.600 2	9.200 6T	8.400 5	8.000 9T	8.000 10	8.500 6T	51.700 7
8	1113	William Kono	Westside	9.000 5T	9.200 6T	8.000 7	8.800 6T	8.200 9	8.000 9T	51.200 8
9	315	Nathan Brooks	EmpireMen's	10.000 1	5.700 10	7.200 10	8.800 6T	9.600 5T	9.100 5	50.400 9
10	873	Colin Schultz	Scamps	8.400 8	8.100 9	7.300 9	8.000 9T	9.300 7T	8.000 9T	49.100 10
11	509	Nathaniel Clubb	HPGTC	0.000 11	0.000 11	0.000 11	0.000 11	0.000 11	0.000 11	0.000 11

# 2019 BlackJack National

## Meet Results

Feb 14-18, 2019

Page: 1  
Printed: 2/16/2019 6:24:25 PM


Men / 62 / 8-9

Session: 3C

Judge's Signatures

---

---

Rank	Num	Name	Gym							AA
1	257	Tyler Dimond	Durango	6.000 1	8.600 1	5.400 1	8.400 1	8.600 1	8.300 1	45.300 1

# 2019 BlackJack National

## Meet Results







Feb 14-18, 2019

Page: 1  
Printed: 2/16/2019 6:24:28 PM

Men / 62 / 10+

Session: 3C







Judge's Signatures

Rank	Num	Name	Gym							AA
1	894	Dominick Butler	Scherbo's	8.500 1	9.000 1	8.800 1	9.300 1	9.400 1	8.900 3	53.900 1
2	893	Allen Chakryan	Scherbo's	8.000 2	8.900 2	8.500 2T	8.900 2T	9.300 2	9.100 1	52.700 2
3	1120	Justin Williams	World Class-VA	7.800 3	6.600 6	8.500 2T	8.800 4	8.800 3	9.000 2	49.500 3
4	1119	Christopher Winoski	World Class-VA	6.000 5	7.500 5	7.400 4	8.600 5	8.100 5T	7.700 5	45.300 4
5	703	Stuart Walker	N. Coast	6.300 4	8.300 3T	5.000 7T	7.800 9	8.300 4	8.100 4	43.800 5
6	317	Samuel Schlafer	EmpireMen's	5.500 6T	8.300 3T	6.000 5	7.700 10	7.800 7	5.500 9	40.800 6
7	318	Kai Lintott-Clary	EmpireMen's	5.500 6T	6.500 7	5.000 7T	7.900 8	7.200 8	6.500 6	38.600 7
8	255	Logan Goodwin	Durango	4.800 10	5.900 8	5.300 6	8.200 7	8.100 5T	5.700 8	38.000 8
9	205	Porter Carroll	Daggett	5.000 8T	5.800 9	5.000 7T	8.900 2T	5.900 9T	6.000 7	36.600 9
10	256	Mitchell Bidart	Durango	5.000 8T	4.700 10	4.500 10	8.300 6	5.900 9T	5.000 10	33.400 10

# 2019 BlackJack National

## Team Results

Feb 14-18, 2019

Rank	Gym	Team	Score						
1	Lakeshore	*	192.900	33.000 1	33.200 1	31.400 1	28.500 1	33.400 1	33.400 1
2T	USA Gymworld-UT	*	178.100	29.200 2	32.000 2	28.600 3	27.700 4	31.000 3	29.600 3
2T	Scherbo's	*	178.100	27.100 4	31.300 4	29.700 2	27.900 2	31.100 2	31.000 2
4	All-American	*	172.900	26.600 5	31.400 3	28.000 4	27.800 3	30.100 4	29.000 5
5	Metropolitan-WA	*	164.900	28.200 3	29.800 5	23.800 8	27.600 5	27.800 7T	27.700 6
6	LaFleurs TA	*	164.800	26.300 7T	28.300 7	24.900 7	26.700 6T	29.200 5	29.400 4
7	Aspire	*	160.800	25.300 9	29.700 6	25.100 6	26.600 9	28.200 6	25.900 8T
8	Westside	*	159.900	26.500 6	27.900 8	26.400 5	26.700 6T	26.500 10	25.900 8T
9	EmpireMen's	*	151.500	26.300 7T	25.700 9	21.600 10	25.200 10	27.800 7T	24.900 10
10	World Class-VA	*	143.900	20.300 10	20.100 12	23.600 9	26.700 6T	26.700 9	26.500 7
11	Durango	*	116.700	15.800 13	19.200 13	15.200 14	24.900 11	22.600 11	19.000 12