

# 2019 BlackJack National

## Meet Results







Feb 14-18, 2019

Page: 1  
Printed: 2/17/2019 5:35 PM

Men / 41 / 6-7

Session: 5A

Judge's Signatures

Rank	Num	Name	Gym							AA
1	246	Alejandro Suarez	Discover	9.100 4T	10.500 1	9.600 5	9.300 13T	9.800 1	9.600 6T	57.900 1
2	56	Declan Mortensen	All-American	9.500 3	9.900 2	9.400 6T	9.600 3T	9.400 4T	9.800 4T	57.600 2
3	17	Xander Brage	Achievers	8.900 8T	9.000 6	9.800 1T	9.800 1T	9.400 4T	10.400 1	57.300 3
4T	53	Reese Bailey	All-American	9.000 6T	9.300 4	9.200 9T	9.600 3*	9.700 2T	10.100 2	56.900 4T
4T	1151	Arijus Kεblinskas	CITY	9.900 1	9.700 3	9.300 8	9.600 3*	8.900 11	9.500 8	56.900 4T
6	531	Ikaia Oca	Hawaii	9.700 2	8.900 7	9.700 3T	9.500 7T	9.000 9T	9.800 4T	56.600 6
7	55	Miles Taylor	All-American	8.400 14	8.500 10T	9.800 1T	9.400 10T	8.800 12	9.900 3	54.800 7
8	1082	Alan Cruz	Univ Baja	9.100 4T	9.100 5	9.100 11	9.500 7T	9.100 7T	8.000 13T	53.900 8
9	16	Niklas Brage	Achievers	8.900 8T	7.900 12	8.800 13	9.400 10T	9.400 4T	9.200 9	53.600 9
10	938	Mikael Ghadiali	TAG USA	8.500 13	8.600 8T	9.200 9T	9.600 3T	8.700 13T	8.800 11	53.400 10
11T	57	Landon Hartley	All-American	7.400 15	8.600 8T	9.000 12	9.800 1T	8.700 13T	9.600 6T	53.100 11T
11T	54	Damon Anuluka	All-American	8.700 10T	7.700 13	9.700 3T	9.500 7T	9.000 9T	8.500 12	53.100 11T
13	1081	Hugo Espinoza	Univ Baja	9.000 6T	8.500 10T	9.400 6T	9.300 13T	9.700 2T	6.500 15	52.400 13
14	58	Catcher Brady	All-American	8.600 12	7.200 15	8.700 14	9.100 15	9.100 7T	9.000 10	51.700 14
15	306	Quincy Lavigne-Delville	EmpireMen's	8.700 10T	7.400 14	8.000 15	9.400 10T	8.200 15	8.000 13T	49.700 15

# 2019 BlackJack National

## Meet Results







Feb 14-18, 2019

Page: 1  
Printed: 2/17/2019 5:35 PM

Men / 41 / 8-9

Session: 5A

Judge's Signatures

Rank	Num	Name	Gym							AA
1	248	Sebastian Rodriguez	Discover	10.200 1	10.700 1	10.100 1	9.500 5T	9.800 1	9.700 5	60.000 1
2	247	Vincent Russo	Discover	9.800 3	10.000 2	9.000 8T	9.800 1	9.200 4	10.000 3T	57.800 2
3	39	Gavin Lubinski	Air Force	10.100 2	8.800 7	9.600 2	9.700 2	8.500 11T	9.400 7	56.100 3
4	532	Rise Michimoto-Toma	Hawaii	8.900 9	8.500 9	9.300 4T	9.500 5T	9.600 2	10.100 2	55.900 4
5	18	James Davenport	Achievers	8.500 12	9.200 3	9.400 3	9.500 5T	9.100 5	10.000 3T	55.700 5
6	344	Christian Hologa	Frontier	9.600 5	9.000 6	9.200 6T	9.400 9T	9.400 3	8.600 9	55.200 6
7T	60	Crew Brinkerhoff	All-American	9.700 4	8.100 11	8.800 11	9.500 5T	9.000 6*	9.200 8	54.300 7T
7T	345	Conner Parramore	Frontier	9.500 6	8.700 8	9.000 8T	9.600 3T	9.000 6*	8.500 10T	54.300 7T
9T	307	Louis Palmisano	EmpireMen's	8.600 11	7.600 12	9.300 4T	9.400 9T	8.600 10	10.300 1	53.800 9T
9T	1083	Joe Morquecho	Univ Baja	9.200 7	8.400 10	9.000 8T	8.800 12	8.900 8	9.500 6	53.800 9T
11	505	Charlie Rybny	HPGTC	8.800 10	9.100 4T	9.200 6T	9.300 11	8.700 9	8.500 10T	53.600 11
12	262	Nicholas Aken	Dynamic	9.000 8	9.100 4T	8.300 12	9.600 3T	8.500 11T	7.200 12	51.700 12

# 2019 BlackJack National

## Meet Results







Feb 14-18, 2019

Page: 1  
Printed: 2/17/2019 5:35 PM

Men / 41 / 10+

Session: 5A

Judge's Signatures

Rank	Num	Name	Gym							AA
1	530	Jovian Llanos	Hawaii	10.100 1	10.100 3	9.800 1	9.900 1	9.700 2	10.400 1	60.000 1
2	184	Kai Raff	CITY	10.000 2	10.400 1	9.500 3T	9.500 6T	9.200 6	9.700 6	58.300 2
3	178	Kabir Joshi	CITY	9.200 4T	10.300 2	9.600 2	9.500 6T	9.400 5	9.800 5	57.800 3
4	190	Jack Morley	Chow's Gymnastics	9.000 7	9.100 6	9.500 3T	9.800 2T	10.100 1	10.000 3T	57.500 4
5	176	Adrian Wyers	CITY	9.700 3	9.200 5	9.500 3T	9.500 6T	9.000 7T	9.500 7	56.400 5
6	191	Nicholas Nelson	Chow's Gymnastics	9.200 4T	9.900 4	9.300 7	9.700 4	9.000 7T	9.200 8	56.300 6
7T	937	Alix Saget	TAG USA	8.900 8	8.400 8	9.500 3T	9.600 5	9.500 3*	10.100 2	56.000 7T
7T	529	Blake Nakamura	Hawaii	9.200 4T	8.800 7	8.700 8	9.800 2T	9.500 3*	10.000 3T	56.000 7T

# 2019 BlackJack National

## Meet Results







Feb 14-18, 2019

Page: 1  
Printed: 2/17/2019 5:35 PM

Men / 42 / 6-7

Session: 5A

Judge's Signatures

Rank	Num	Name	Gym							AA
1	181	Ronin Anderson	CITY	8.300 1	8.500 1	8.200 1	9.300 1	7.900 3	8.800 1	51.000 1
2	40	Kolton Graper	Air Force	7.200 2	7.500 2	7.800 2	9.000 3	9.200 1	8.100 2	48.800 2
3	657	Lincoln Knutson	Metropolitan-WA	6.600 3	6.800 3	6.600 3	9.200 2	8.000 2	7.500 3	44.700 3

# 2019 BlackJack National

## Meet Results







Feb 14-18, 2019

Page: 1  
Printed: 2/17/2019 5:35 PM

Men / 42 / 8-9

Session: 5A

Judge's Signatures

Rank	Num	Name	Gym							AA
1	182	Kevin Kenzinger	CITY	9.100 1	7.900 1	8.800 1	9.600 1	8.900 1	9.000 1	53.300 1
2	264	Kaeden Bencich	Dynamic	7.400 2	7.700 2	7.600 2	9.500 2	8.500 2	7.200 2	47.900 2

# 2019 BlackJack National

## Meet Results







Feb 14-18, 2019

Page: 1  
Printed: 2/17/2019 5:35 PM

Men / 42 / 10+

Session: 5A







Judge's Signatures

Rank	Num	Name	Gym							AA
1	180	Zacharie Hadj Mohamed	CITY	9.200 2	9.000 2	8.400 2	9.700 1	8.900 2	9.000 1	54.200 1
2	177	Finnegan Manning	CITY	9.400 1	9.100 1	9.400 1	9.500 2T	7.800 4	8.300 2	53.500 2
3	179	Chase Isaacs	CITY	9.100 3	8.400 3	7.800 3	9.500 2T	9.100 1	8.100 3	52.000 3
4	656	JohnThomas Searfoss	Metropolitan-WA	7.900 4	7.000 4	7.500 4	9.300 4	7.900 3	6.000 4	45.600 4

# 2019 BlackJack National

## Team Results

Feb 14-18, 2019

Rank	Gym	Team	Score						
1	Discover	*	175.700	29.100 2	31.200 1	28.700 3	28.600 5	28.800 1T	29.300 4
2	CITY	*	174.200	29.600 1	30.400 2	28.600 4	28.900 3	27.700 5T	29.000 5
3	Hawaii	*	174.100	29.000 3	27.800 3T	28.800 2	29.200 1	28.800 1T	30.500 1
4	All-American	*	171.900	28.200 4	27.800 3T	28.900 1	29.000 2	28.200 3	29.800 2
5	Achievers	*	166.600	26.300 6	26.100 5	28.000 5	28.700 4	27.900 4	29.600 3
6	Univ Baja	*	160.100	27.300 5	26.000 6	27.500 6	27.600 6	27.700 5T	24.000 6