

2019 BlackJack National

Meet Results

Feb 14-18, 2019

Page: 1

Printed: 2/17/2019 3:01 PM

Men / 10 / 15-16

Session: 6S

Judge's Signatures

Rank	Num	Name	Gym							AA
1	733	Joseph Pepe	North Valley	12.850 4	11.950 3	12.900 1	14.100 1	12.800 4T	12.750 1	77.350 1
2	396	Riley Rose	Go For It	12.800 5	11.350 8T	11.800 4	13.200 4	12.900 1	11.900 3	73.950 2
3	856	Tobias Liang	Roswell	13.000 2	11.500 7	11.650 7	13.300 3	12.850 2T	10.850 11	73.150 3
4	230	Andrew Layman	Denali	11.700 15T	10.400 16T	12.050 3	13.350 2	12.600 6	11.850 4T	71.950 4
5	731	Eric Hoe	North Valley	11.550 18T	11.850 4	12.300 2	12.050 8T	12.250 9	11.850 4T	71.850 5
6	121	Jacob Becchetti	Aspire	12.350 8	10.400 16T	11.700 5T	12.800 6	12.800 4T	11.750 6	71.800 6
7	527	Jesse-Lee Pakele	Hawaii	12.500 7	12.450 1	11.550 8	11.800 13	11.600 13T	11.550 8	71.450 7
8	858	Samuel Feldstein	Roswell	12.250 9	11.650 6	11.200 10T	11.850 10T	12.850 2T	10.400 13T	70.200 8
9	859	Blake Rodgers	Roswell	12.950 3	10.950 11	11.700 5T	10.950 18	12.500 7	10.550 12	69.600 9
10	855	Noah Wilson	Roswell	12.150 10	10.850 12T	11.200 10T	11.850 10T	11.500 16T	11.450 9	69.000 10
11	394	Aaron Chandler	Go For It	12.000 11	11.750 5	10.500 15	11.850 10T	11.400 20	9.700 20	67.200 11
12	6	Noah Kim	Accel	11.550 18T	11.300 10	10.300 16	11.200 16	12.200 10	10.100 17	66.650 12
13	867	Ian Gustafson	Scamps	10.000 25	10.200 19T	10.600 13T	12.900 5	12.450 8	10.400 13T	66.550 13
14	591	Psymon Perkins	Kinetic	11.250 20	10.450 15	9.950 19	11.100 17	11.450 18T	10.950 10	65.150 14
15	592	Bronson Lane	Kinetic	11.800 13	11.350 8T	10.000 18	10.100 22	11.600 13T	10.250 15	65.100 15
16	433	Jackson Coppola	GymMasters	11.950 12	9.350 21	9.600 22T	12.150 7	12.100 11	9.600 21	64.750 16
17	120	Elyas Sharp	Aspire	11.000 22	9.100 23T	11.350 9	11.650 14T	11.350 21	9.900 19	64.350 17
18	639	Dominic Gianatiempo	Liberty	11.700 15T	10.700 14	10.200 17	10.900 19	11.550 15	8.500 23	63.550 18
19	118	Arush Kannan	Aspire	11.100 21	10.200 19T	9.650 21	10.400 21	11.500 16T	9.200 22	62.050 19
20	5	Liam Halcomb	Accel	10.600 23	9.250 22	9.600 22T	10.000 23	10.600 24	10.200 16	60.250 20
21	732	Nikita Shishkov	North Valley	11.700 15T	12.400 2	0.000 25	10.650 20	11.250 22	10.050 18	56.050 21
22	1079	Alejandro Hernandez	Univ Baja	13.200 1	9.100 23T	10.600 13T	0.000 24T	10.950 23	12.000 2	55.850 22
23	395	Kevin Laurino	Go For It	11.750 14	10.400 16T	9.350 24	12.050 8T	11.700 12	0.000 24T	55.250 23
24	640	Jonathan Moore	Liberty	10.150 24	10.850 12T	9.750 20	11.650 14T	11.450 18T	0.000 24T	53.850 24

2019 BlackJack National

Meet Results







Feb 14-18, 2019

Page: 2

Printed: 2/17/2019 3:01 PM

Men / 10 / 15-16

Session: 6S

Rank	Num	Name	Gym							AA
25	119	Alex Taylor	Aspire	12.550 6	0.000 25	10.950 12	0.000 24T	0.000 25	11.600 7	35.100 25

2019 BlackJack National

Meet Results

Feb 14-18, 2019



Page: 1

Printed: 2/17/2019 3:01 PM

Men / 10 / 17-19

Session: 6S

Judge's Signatures

Rank	Num	Name	Gym							AA
1	7	David Rauchwerger	Accel	13.150 2	12.250 2	12.800 2	14.250 2	12.650 2T	12.050 2	77.150 1
2	397	Tyler Brennan	Go For It	12.700 5	12.300 1	11.700 6	12.450 8T	12.650 2T	11.250 9	73.050 2
3	11	Brandon Garcia	Accel	13.000 4	11.550 6	11.050 12	13.300 4	12.600 4	11.500 6	73.000 3
4	734	Jackson Pophal	North Valley	12.200 8	12.200 3	11.200 10	12.950 7	12.550 5	11.450 7	72.550 4
5	8	Spencer Wong	Accel	12.100 10T	10.750 12	11.000 13	13.900 3	12.300 7T	12.100 1	72.150 5
6	908	Tuocheng Yao	South Coast	13.100 3	7.900 24	12.400 3	13.250 5	14.100 1	10.000 12T	70.750 6
7	10	Ezekiel Eason	Accel	12.100 10T	10.950 10	11.650 7	12.300 11	12.300 7T	11.150 10	70.450 7
8	905	Seth Ornelas	South Coast	11.800 14	11.600 5	10.350 15	13.000 6	12.000 11	11.350 8	70.100 8
9	9	Nicky Lauber	Accel	11.700 15	10.300 16	11.750 5	12.450 8T	11.850 12	11.700 4T	69.750 9
10	868	Dylan West	Scamps	11.650 16	9.550 22	13.000 1	10.850 19	11.450 14	11.700 4T	68.200 10
11	1080	Enoc Rodelo	Univ Baja	12.400 6	10.850 11	10.100 18	12.350 10	10.650 19	11.800 3	68.150 11
12	12	Jonas Ilao	Accel	10.500 21	11.500 7	11.100 11	11.550 14	12.300 7T	10.000 12T	66.950 12
13	851	Devan Arvidson	Rogue	12.150 9	10.450 14	11.550 8	11.600 13	12.150 10	8.950 19T	66.850 13
14	528	Jayden Paulino	Hawaii	12.300 7	11.100 9	10.150 17	12.150 12	10.300 20	10.800 11	66.800 14
15	989	Christian Gabbard	USA Flairs	11.300 17	10.100 19	10.250 16	11.350 15T	11.000 17	9.950 15	63.950 15
16	988	Mark Self	USA Flairs	12.100 10T	10.150 18	9.350 20	10.450 20	12.400 6	8.950 19T	63.400 16
17	231	Jacob Walther	Denali	12.050 13	10.700 13	10.000 19	10.200 21	11.100 16	9.250 18	63.300 17
18	434	Andrew Lemmon	GymMasters	10.700 19	10.200 17	8.950 21	11.350 15T	10.950 18	9.400 17	61.550 18
19	232	Bailey Hudson	Denali	10.400 22	8.100 23	10.550 14	9.950 22	11.200 15	9.700 16	59.900 19
20	906	Benjamin Ard	South Coast	10.550 20	9.700 21	8.900 22	11.300 17	9.650 21	0.000 21T	50.100 20
21	907	Casey Cummings	South Coast	13.200 1	0.000 25	0.000 23T	14.650 1	0.000 22T	10.000 12T	37.850 21
22	861	Jake Weber	Roswell	0.000 24T	11.700 4	11.500 9	0.000 23T	11.550 13	0.000 21T	34.750 22
23	1145	Mathew Ard	South Coast	11.000 18	9.800 20	0.000 23T	10.900 18	0.000 22T	0.000 21T	31.700 23
24	944	Matthew Bardoner	TAG-TN.	0.000 24T	11.250 8	11.800 4	0.000 23T	0.000 22T	0.000 21T	23.050 24

2019 BlackJack National

Meet Results







Feb 14-18, 2019

Page: 2

Printed: 2/17/2019 3:01 PM

Men / 10 / 17-19







Session: 6S

Rank	Num	Name	Gym							AA
25	593	Nathan Wright	Kinetic	10.100 23	10.400 15	0.000 23T	0.000 23T	0.000 22T	0.000 21T	20.500 25

2019 BlackJack National

Team Results

Feb 14-18, 2019

Rank	Gym	Team	Score						
1	Accel	*	224.600	38.250 1	35.300 3	36.200 2	41.450 1	37.550 3	35.850 2
2	North Valley	*	222.450	36.750 5	36.550 1	36.400 1	39.100 3	37.600 2	36.050 1
3	Roswell	*	215.950	38.200 2	34.850 4	34.850 3	37.000 5	38.200 1	32.850 4T
4	Go For It	*	214.700	37.500 4	35.400 2	34.000 4T	37.700 4	37.250 4	32.850 4T
5	South Coast	*	208.850	38.100 3	31.100 6	31.650 7	40.900 2	35.750 5	31.350 6
6	Aspire	*	203.450	36.000 6	29.700 7	34.000 4T	34.850 6	35.650 6	33.250 3
7	Denali	*	195.150	34.150 7	29.200 8	32.600 6	33.500 7	34.900 7	30.800 7
8	Kinetic	*	150.750	33.150 8	32.200 5	19.950 11T	21.200 13	23.050 10T	21.200 11