

2019 BlackJack National

Meet Results







Feb 14-18, 2019

Page: 1
Printed: 2/18/2019 10:07 AM

Men / 51 / 7-9

Session: 7C

Judge's Signatures

Rank	Num	Name	Gym							AA
1	67	Thomas Budge	All-American	9.600 3	10.500 2	10.600 1	9.400 2	9.400 3T	10.200 1	59.700 1
2	485	Alexander Cotton	Gymcats	9.100 6	10.400 3	10.200 2	9.600 1	10.100 1	9.400 4	58.800 2
3	1040	Charles Tayler	USA Gymworld-UT	10.100 2	10.000 5	9.900 5	9.300 3	9.400 3T	9.000 6T	57.700 3
4	1043	Yaotl Holbrook	USA Gymworld-UT	8.900 7	10.600 1	9.600 6	9.200 4T	9.300 6	9.700 2T	57.300 4
5	1045	Tommy Nerdin	USA Gymworld-UT	10.200 1	9.600 6	9.400 8	8.800 8T	9.500 2	9.700 2T	57.200 5
6	740	Brandon Karau	North Valley	9.400 4	10.300 4	10.000 3T	9.200 4T	9.200 7	8.600 9	56.700 6
7	738	Riley Fritz	North Valley	8.200 8	8.900 8T	10.000 3T	8.900 6T	9.100 8T	9.100 5	54.200 7
8	1041	Liam Stayner	USA Gymworld-UT	9.300 5	8.900 8T	8.000 10	8.900 6T	9.400 3T	9.000 6T	53.500 8
9	739	Zachary Johnson	North Valley	7.000 10	8.300 11	9.500 7	8.700 10	9.100 8T	9.000 6T	51.600 9
10	346	Evan Homan	Frontier	8.100 9	8.700 10	8.900 9	8.600 11	8.700 11	7.900 10	50.900 10
11	1044	Jaxon Hampson	USA Gymworld-UT	6.800 11	9.200 7	7.600 11	7.700 12	8.900 10	6.300 11	46.500 11
12	1042	Austin Lee	USA Gymworld-UT	0.000 12	0.000 12	0.000 12	8.800 8T	0.000 12	0.000 12	8.800 12

2019 BlackJack National

Meet Results







Feb 14-18, 2019

Page: 1
Printed: 2/18/2019 10:07 AM

Men / 51 / 10-11

Session: 7C

Judge's Signatures

Rank	Num	Name	Gym							AA
1	474	Elias Mann	Gymcats	10.400 1	10.700 3	10.800 1	9.000 8T	9.700 4T	10.300 1	60.900 1
2	735	Skyler Enke	North Valley	9.700 3T	10.900 1	10.600 2T	9.000 8T	10.400 1	9.400 4T	60.000 2
3	478	Roman Colosimo	Gymcats	9.700 3T	10.200 8	10.300 4T	9.200 2T	9.400 8T	9.500 3	58.300 3
4	104	Keegan Colter	Arrowhead	9.700 3T	10.600 4	9.200 15	9.300 1	9.500 6T	9.900 2	58.200 4
5	475	Zachary Ballard	Gymcats	9.500 6T	9.800 14	10.600 2T	8.900 12T	9.800 3	9.200 8T	57.800 5
6	1037	Dex Booth	USA Gymworld-UT	9.500 6T	10.100 9T	9.700 8	8.800 14T	10.300 2	9.200 8T	57.600 6
7	477	Zachary Bayer	Gymcats	9.200 9	9.900 12T	9.600 9T	9.100 4T	9.700 4T	9.000 10	56.500 7
8	63	Thiago Taquemasa	All-American	10.000 2	8.900 16	9.600 9T	9.100 4T	9.200 12T	9.300 6T	56.100 8
9	476	Nash Gabrielson	Gymcats	8.300 16T	10.500 5T	9.400 11T	9.100 4T	9.300 10T	9.300 6T	55.900 9
10	71	William Budge	All-American	8.300 16T	10.500 5T	10.100 6	9.100 4T	9.500 6T	8.100 14T	55.600 10
11	103	Dario Ganea	Arrowhead	9.000 11	10.800 2	9.300 13T	9.200 2T	8.800 14	8.300 13	55.400 11
12	74	Carter Evanson	All-American	8.600 13T	8.500 17	10.000 7	9.000 8T	9.400 8T	9.400 4T	54.900 12
13	77	Ty Cooper	All-American	9.100 10	9.300 15	10.300 4T	8.800 14T	9.300 10T	8.000 16	54.800 13
14	1036	Ayden Mills	USA Gymworld-UT	8.600 13T	10.400 7	9.100 16	9.000 8T	8.700 15	8.900 11	54.700 14
15	62	Ryan Robbins	All-American	8.400 15	10.100 9T	9.400 11T	8.800 14T	9.200 12T	8.600 12	54.500 15
16	150	Tariq Frehner	Barefoot	9.500 6T	10.100 9T	9.300 13T	8.900 12T	8.100 17	8.100 14T	54.000 16
17	1035	Lincoln Jeppsen	USA Gymworld-UT	8.900 12	9.900 12T	7.600 17	8.800 14T	8.400 16	7.400 17	51.000 17

2019 BlackJack National

Meet Results







Feb 14-18, 2019

Page: 1
Printed: 2/18/2019 10:07 AM

Men / 51 / 12+

Session: 7C

Judge's Signatures

Rank	Num	Name	Gym							AA
1	484	Seth Koda	Gymcats	10.600 1	10.500 2T	10.700 1	9.100 5T	10.200 1	10.400 2T	61.500 1
2	480	Quinn Beaulieu	Gymcats	10.100 3	10.500 2T	9.800 4T	9.400 1T	10.000 2	10.500 1	60.300 2
3T	482	William Gochmour	Gymcats	9.000 6	10.500 2T	9.900 3	9.400 1T	9.800 3	10.400 2T	59.000 3T
3T	483	Ethan Oney	Gymcats	10.400 2	10.300 5	9.800 4T	9.200 3T	9.700 4	9.600 4	59.000 3T
5	479	Oliver Tanouye	Gymcats	9.700 4	10.600 1	9.700 6	8.900 8	9.000 6	9.400 5	57.300 5
6	481	Trent Englehaupt	Gymcats	8.500 9	10.200 6	10.000 2	9.200 3T	9.600 5	8.800 8	56.300 6
7	737	Benjamin Gmyrek	North Valley	9.100 5	9.300 7	9.400 7	8.600 9	7.800 8	9.300 6	53.500 7
8	736	Ian Rodriguez	North Valley	8.600 7T	9.000 9	9.100 8	9.100 5T	8.300 7	8.900 7	53.000 8
9	64	Bryson Miller	All-American	8.600 7T	9.100 8	8.600 9	9.100 5T	7.000 9	7.100 9	49.500 9

2019 BlackJack National

Meet Results







Feb 14-18, 2019

Page: 1
Printed: 2/18/2019 10:07 AM

Men / 52 / 7-9

Session: 7C

Judge's Signatures

Rank	Num	Name	Gym							AA
1	69	Drew Allen	All-American	7.800 1	8.800 1	7.400 3	9.400 1	7.100 4	7.500 1T	48.000 1
2	1050	Sam Cannell	USA Gymworld-UT	7.300 2	6.400 4	8.000 1	9.000 2	7.400 2	7.000 3	45.100 2
3	1051	Koen Thompson	USA Gymworld-UT	5.800 3	8.700 2	7.900 2	7.900 3	7.200 3	7.500 1T	45.000 3
4	1049	Stephen Streeter	USA Gymworld-UT	5.600 4	7.300 3	7.300 4	7.300 4	7.500 1	6.900 4	41.900 4

2019 BlackJack National

Meet Results







Feb 14-18, 2019

Page: 1
Printed: 2/18/2019 10:07 AM

Men / 52 / 10+

Session: 7C







Judge's Signatures

Rank	Num	Name	Gym							AA
1	151	Gavin Jones	Barefoot	6.500 6	9.000 2	8.800 1	9.200 1	8.000 2	8.400 1	49.900 1
2T	1046	Nicholas Piercey	USA Gymworld-UT	8.700 1	8.900 3	8.200 3	8.900 4	7.700 3*	7.300 4	49.700 2T
2T	152	Tyson Barnes	Barefoot	8.000 2	8.800 4	8.400 2	8.600 5	7.700 3*	8.200 2	49.700 2T
4	1047	Holden Rasmussen	USA Gymworld-UT	7.700 4	7.700 6	7.700 4T	9.000 3	8.700 1	8.000 3	48.800 4
5	1048	Elias Hampson	USA Gymworld-UT	6.700 5	9.300 1	7.700 4T	9.100 2	7.700 3T	6.700 5	47.200 5
6	1052	Carlos Pavon jr	USA Gymworld-UT	7.900 3	8.000 5	6.700 6	7.700 6	7.200 6	5.900 6	43.400 6

2019 BlackJack National

Team Results

Feb 14-18, 2019

Rank	Gym	Team	Score						
1	Gymcats	*	185.300	31.400 1	31.800 1	32.100 1	28.400 1	30.300 1	31.300 1
2	All-American	*	175.900	28.700 3	31.100 2T	31.000 2	27.900 2	28.300 4	28.900 2
3	USA Gymworld-UT	*	175.500	29.800 2	31.100 2T	29.200 4	27.600 3	29.200 2	28.600 3
4	North Valley	*	173.100	28.200 4	30.500 4	30.600 3	27.300 4	28.700 3	27.800 4
5	Barefoot	*	153.600	24.000 5	27.900 5	26.500 5	26.700 5	23.800 5	24.700 5