

# 2019 BlackJack National

## Meet Results







Feb 14-18, 2019

Page: 1  
Printed: 2/18/2019 2:01 PM

Men / 41 / 6-7

Session: 7H

Judge's Signatures

Rank	Num	Name	Gym							AA
1	399	Ethan Morales	Go For It	9.600 1	9.700 1	10.300 1	9.100 3	8.500 4T	10.300 1	57.500 1
2	1	Kassh Haddock	AGC	9.100 4	8.200 2	9.900 2	9.500 1T	9.600 1	10.000 2	56.300 2
3	238	Asher Lax	Desert	9.200 2T	7.800 4	9.700 3	8.900 4	8.900 2	9.400 3T	53.900 3
4	2	Thomas Vuong	AGC	9.200 2T	7.600 5	9.000 5	9.500 1T	8.800 3	9.400 3T	53.500 4
5	237	Lucas Geller	Desert	8.600 5	8.000 3	9.400 4	8.600 5	8.500 4T	9.200 5	52.300 5

# 2019 BlackJack National

## Meet Results







Feb 14-18, 2019

Page: 1  
Printed: 2/18/2019 2:01 PM

Men / 41 / 8-9

Session: 7H

Judge's Signatures

Rank	Num	Name	Gym							AA
1	472	Blake Satory	Gymcats	10.400 1	10.500 2	10.600 1	9.400 2T	10.600 1	10.500 1	62.000 1
2	470	Kale Marunde	Gymcats	9.800 3	10.400 3	10.400 2	9.500 1	8.500 11	10.000 3T	58.600 2
3	473	Thomas Watanabe	Gymcats	9.900 2	10.200 4T	9.600 6T	9.200 7T	9.800 4T	9.400 9T	58.100 3
4	400	Jaden Fisher	Go For It	9.700 4	10.200 4T	9.200 8T	9.200 7T	8.800 10	10.200 2	57.300 4
5	469	Andrew Melcher	Gymcats	9.400 6T	9.800 6	10.100 3	8.900 12	9.100 8	9.900 7	57.200 5
6	243	Jacob Brandt	Desert	9.400 6T	9.500 7	9.000 12	9.400 2T	9.800 4T	10.000 3T	57.100 6
7	471	Jamison Lewis	Gymcats	8.800 10T	10.600 1	9.200 8T	9.300 5T	9.400 6T	9.400 9T	56.700 7
8	244	Sam Pierce	Desert	9.500 5	9.000 9	9.200 8T	9.400 2T	9.400 6T	10.000 3T	56.500 8
9	239	Aaden Geller	Desert	8.800 10T	7.400 11	9.700 5	9.100 9	10.000 3	10.000 3T	55.000 9
10T	242	Noah Kove	Desert	9.300 8	7.000 12	9.800 4	9.000 10T	10.300 2	8.900 11	54.300 10T
10T	245	Gabriel Orenchick	Desert	9.200 9	9.100 8	9.100 11	9.300 5T	9.000 9	8.600 12	54.300 10T
12	240	Brock Larkin	Desert	8.800 10T	8.700 10	9.600 6T	9.000 10T	8.300 12	9.500 8	53.900 12
13	241	Devlyn Barrett	Desert	0.000 13	0.000 13	0.000 13	0.000 13	0.000 13	0.000 13	0.000 13

# 2019 BlackJack National

## Meet Results







Feb 14-18, 2019

Page: 1  
Printed: 2/18/2019 2:01 PM

Men / 41 / 10+

Session: 7H

Judge's Signatures

Rank	Num	Name	Gym							AA
1	398	Andrew Chearney	Go For It	10.500 1	10.400 3	10.400 2	8.900 6	10.200 1	10.100 3T	60.500 1
2	468	Matthew Baiungo	Gymcats	10.100 2	10.600 2	10.300 3	9.400 2	9.700 4	9.800 6	59.900 2
3	881	Milo Decastroverde	Scherbo's	9.300 6	9.900 4T	9.700 5	9.600 1	9.900 3	10.500 1T	58.900 3
4	467	Michael Melnikov	Gymcats	9.700 4	10.700 1	10.500 1	9.100 4	7.900 6	10.100 3T	58.000 4
5T	236	Ezra Serrata	Desert	10.000 3	9.000 6	9.300 6	9.000 5	10.100 2	10.500 1T	57.900 5T
5T	466	Alexander Tanouye	Gymcats	9.600 5	9.900 4T	10.000 4	9.200 3	9.300 5	9.900 5	57.900 5T

# 2019 BlackJack National

## Meet Results







Feb 14-18, 2019

Page: 1  
Printed: 2/18/2019 2:01 PM

Men / 42 / 6-7

Session: 7H

Judge's Signatures

Rank	Num	Name	Gym							AA
1	882	Mauer Mott	Scherbo's	9.100 1	7.800 2T	8.800 1	9.400 1	9.700 1	9.000 2	53.800 1
2	3	Oliver Elrod	AGC	9.000 2	7.800 2T	8.500 2T	9.200 2	8.800 3	9.600 1	52.900 2
3	1032	Emmett Parrish	USA Gymworld-UT	8.400 3	8.800 1	8.500 2T	8.900 3T	9.200 2	8.000 4	51.800 3
4	1030	Ben Gappmayer	USA Gymworld-UT	7.600 5	7.100 5	8.500 2T	8.900 3T	8.500 4	8.300 3	48.900 4
5	1033	Thatcher Rich	USA Gymworld-UT	8.200 4	7.300 4	8.000 5	8.400 6	7.500 5	7.000 5	46.400 5
6	1031	Benson Taylor	USA Gymworld-UT	6.700 6	6.700 6	7.000 6	8.600 5	7.200 6	6.000 6	42.200 6

# 2019 BlackJack National

## Meet Results







Feb 14-18, 2019

Page: 1  
Printed: 2/18/2019 2:01 PM

Men / 42 / 8-9

Session: 7H

Judge's Signatures

Rank	Num	Name	Gym							AA
1	1034	Kaden Langarica	USA Gymworld-UT	7.300 2	9.200 1	8.900 1	9.100 2	9.200 1	9.000 1	52.700 1
2	883	Rylan Quintero	Scherbo's	8.900 1	7.600 2	8.700 2	9.200 1	9.000 2	8.800 2	52.200 2

# 2019 BlackJack National

## Meet Results







Feb 14-18, 2019

Page: 1  
Printed: 2/18/2019 2:01 PM

Men / 42 / 10+

Session: 7H

Judge's Signatures

Rank	Num	Name	Gym							AA
1	148	Weston Andelin	Barefoot	8.800 1	9.100 2	9.300 3	9.100 3	9.300 1	9.200 3	54.800 1
2	149	Ronnie Thygerson	Barefoot	8.600 2	8.900 3	9.500 1	9.200 2	9.000 2	9.300 2	54.500 2
3	147	Scott Hinton	Barefoot	8.400 3	9.300 1	9.400 2	9.300 1	8.200 3	9.400 1	54.000 3

# 2019 BlackJack National







## Team Results

Feb 14-18, 2019

Page: 1  
Printed: 2/18/2019 2:01 PM

Men / 41,42 / All Ages

Session: 7H

Rank	Gym	Team	Score						
1	Gymcats	*	182.800	30.400 1	31.900 1	31.500 1	28.300 1	30.100 2	30.600 1T
2	Go For It	*	175.300	29.800 2	30.300 2	29.900 2	27.200 6	27.500 4	30.600 1T
3	Desert	*	174.700	28.900 3	27.600 3	29.200 3	28.100 4	30.400 1	30.500 3
4	Scherbo's	*	164.900	27.300 4T	25.300 5T	27.200 6	28.200 2T	28.600 3	28.300 5
5	Barefoot	*	163.300	25.800 6	27.300 4	28.200 4	27.600 5	26.500 7	27.900 6
6	AGC	*	162.700	27.300 4T	23.600 7	27.400 5	28.200 2T	27.200 5	29.000 4
7	USA Gymworld-UT	*	154.500	24.200 7	25.300 5T	25.900 7	26.900 7	26.900 6	25.300 7