

2020 BlackJack National

Meet Results

Feb 21-23, 2020







Page: 1

Printed: 2/21/2020 2:44 PM

Men / 71 / 10-11

Session: 2H

Judge's Signatures

Rank	Num	Name	Gym							AA
1	1437	Nixon Miles	PlatinumCA	11.100 1	11.500 1	11.300 1	9.500 2	11.400 4T	10.500 2T	65.300 1
2	1550	Nikkita Malyarov	Scherbo's	10.600 4T	10.000 8T	10.000 3T	9.400 3	11.400 4T	10.900 1	62.300 2
3	1104	Declan Shapin	Lakeshore	10.300 7T	10.700 4	9.600 7	8.900 11T	11.800 2T	9.900 5	61.200 3
4	1105	Nikolas Dumitrascu	Lakeshore	10.700 3	8.900 18T	9.900 5T	9.200 5T	11.400 4T	10.500 2T	60.600 4
5	1438	Connor LaValle	PlatinumCA	8.000 27	10.800 2T	10.500 2	8.900 11T	11.900 1	10.400 4	60.500 5
6	1549	Caleb Burda	Scherbo's	9.900 12T	10.000 8T	10.000 3T	9.300 4	11.800 2T	8.700 11	59.700 6
7	1564	Logan Chynoweth	Seattle-CC	9.800 15	10.600 5	9.400 9	8.200 29T	11.300 7	9.600 6	58.900 7
8	32	Samuel Tessmer	5280-No	10.200 9	9.500 12T	9.500 8	8.500 23T	11.000 8	9.100 10	57.800 8
9	1818	Krew Petersen	USA Gymworld-UT	8.900 21T	10.000 8T	9.900 5T	8.800 15T	10.700 9	9.200 9	57.500 9
10	1245	Nico Maccario	N. Florida	10.600 4T	10.400 6	8.700 14T	9.200 5T	8.600 19	9.300 8	56.800 10
11	564	Lorenzo Zafagozu	Ensenada	9.100 18	9.400 14	9.000 11	9.100 9	10.200 11	8.500 13	55.300 11
12	110	Cade Godfrey	All-American	10.000 10T	9.500 12T	8.800 12T	9.200 5T	9.000 15	8.300 14	54.800 12
13	61	Ethan LaBonte	Agility	10.400 6	9.200 15	8.400 19T	8.700 18T	8.900 16T	7.800 17T	53.400 13
14	115	Hudson Bauerle	All-American	8.400 25	8.600 22	8.400 19T	9.200 5T	9.200 14	8.200 15	52.000 14
15	1202	Tristan Weilacher	Madison	9.000 19T	10.300 7	7.900 25T	8.900 11T	8.100 28	7.700 19	51.900 15
16	112	Keegan Knudsen	All-American	8.500 24	9.700 11	9.300 10	8.900 11T	9.400 13	6.000 28T	51.800 16
17	113	Taylin Cattermole	All-American	9.000 19T	9.000 17	7.900 25T	8.600 20T	9.600 12	7.500 22	51.600 17
18	1711	Nicolas Piper	Technique	10.800 2	9.100 16	8.200 21T	7.400 32	8.400 22T	7.600 20T	51.500 18
19	447	Jackson Cook	Downriver	10.000 10T	8.900 18T	7.300 31	8.800 15T	8.400 22T	7.800 17T	51.200 19
20	111	Mason Cattermole	All-American	9.700 16	7.800 24	8.800 12T	8.700 18T	7.500 31T	8.600 12	51.100 20
21	1819	Jack Smart	USA Gymworld-UT	9.200 17	8.900 18T	8.500 17T	8.600 20T	8.900 16T	6.200 27	50.300 21
22	578	Nicholas Strle	Eyas	8.900 21T	8.700 21	8.600 16	8.600 20T	8.900 16T	6.000 28T	49.700 22
23	1820	Gabriel Tayler	USA Gymworld-UT	10.300 7T	7.100 26	8.500 17T	8.500 23T	7.500 31T	7.300 23	49.200 23
24	840	Rayyon Tulasidas	Gymnastics World-CA	9.900 12T	6.900 27	7.600 27T	8.300 28	8.300 26	7.600 20T	48.600 24

2020 BlackJack National

Meet Results







Feb 21-23, 2020

Page: 2

Printed: 2/21/2020 2:44 PM

Men / 71 / 10-11

Session: 2H

Rank	Num	Name	Gym							AA
25	942	Gavin Moore	High Sierra	9.900 12T	6.200 31	8.200 21T	8.800 15T	8.500 20T	6.500 25	48.100 25
26	1243	Mark Heagney	N. Florida	8.700 23	6.600 29	8.200 21T	8.400 27	8.400 22T	7.000 24	47.300 26
27	988	Fernando del la Paz Rivera	ISDE Sinaloa	7.400 28	6.800 28	7.500 29	7.700 31	8.500 20T	5.000 30T	42.900 27
28	841	Nolan Chir-Michael	Gymnastics World-CA	6.300 30	6.500 30	7.600 27T	8.200 29T	6.900 33	5.000 30T	40.500 28
29	1561	J J Pacquing	Seattle-CC	0.000 31T	10.800 2T	0.000 32T	9.700 1	10.300 10	9.400 7	40.200 29
30	540	Jake Wenham	Eagle-TX	6.600 29	7.300 25	8.000 24	8.500 23T	7.900 29	0.000 32T	38.300 30
31	1562	Henry Moore	Seattle-CC	8.200 26	5.300 33	0.000 32T	8.500 23T	8.200 27	6.300 26	36.500 31
32	1563	Shay West	Seattle-CC	0.000 31T	7.900 23	8.700 14T	0.000 33	7.600 30	8.100 16	32.300 32
33	987	Rafael Ibarra Osuna	ISDE Sinaloa	0.000 31T	6.000 32	7.400 30	9.000 10	8.400 22T	0.000 32T	30.800 33

2020 BlackJack National

Meet Results




Feb 21-23, 2020

Page: 1
Printed: 2/21/2020 2:44 PM

Men / 71 / 12+

Session: 2H

Judge's Signatures

Rank	Num	Name	Gym							AA
1	1106	Cyrus Parke	Lakeshore	10.900 3	10.700 1	10.100 2	9.400 1	11.700 1	9.600 1	62.400 1
2	1440	Garrett Nuesca	PlatinumCA	11.000 2	9.100 7	10.300 1	8.500 17T	10.600 3	9.100 4	58.600 2
3	778	David Titzel	GymWorld Central	11.100 1	9.500 5T	9.400 6T	8.500 17T	9.800 5	9.300 2T	57.600 3
4	244	Matthew Saenz	Black Hills	10.000 5	8.700 11T	9.200 8T	9.100 4T	11.100 2	8.200 8	56.300 4
5	780	Noah Reeves	GymWorld Central	10.400 4	7.900 18	9.400 6T	9.300 2	9.600 7	9.000 5	55.600 5
6	34	Tyler Conzelman	5280-No	9.600 9	9.700 3T	9.600 4	9.100 4T	9.000 13	8.100 9	55.100 6
7	779	Jonas Werley	GymWorld Central	9.500 10	9.800 2	8.000 18	8.800 7T	10.100 4	7.500 11T	53.700 7
8T	1161	Jeremiah Shields	MEGA	8.200 15T	7.500 19T	9.800 3	8.800 7*	8.600 15	8.900 6	51.800 8T
8T	1566	Owen Clarkson	Seattle-CC	7.900 20	9.000 8	8.500 14T	8.800 7*	9.300 10	8.300 7	51.800 8T
10	243	Landon James	Black Hills	9.400 11	8.600 14	9.200 8T	8.600 14T	8.100 19T	7.500 11T	51.400 10
11T	246	Cameron Ross	Black Hills	9.800 8	8.100 16T	8.600 13	8.500 17T	9.200 11T	6.100 17T	50.300 11T
11T	1287	Harrison Smith	New Era	8.900 13	9.700 3T	7.800 21	8.300 20	9.400 8T	6.200 16	50.300 11T
13	1158	Lincoln Negri	MEGA	8.200 15T	9.500 5T	8.800 12	8.200 21T	8.400 16	6.300 15	49.400 13
14	1203	Samuel Ward	Madison	9.900 6T	8.800 9T	7.400 23	9.000 6	9.200 11T	5.000 21T	49.300 14
15	1712	Edmund Manukyan	Technique	9.100 12	8.500 15	7.900 19T	8.700 11T	8.000 21	6.000 19	48.200 15
16	1159	Sean Cinzori	MEGA	7.300 22	5.900 25	8.500 14T	8.600 14T	8.900 14	7.700 10	46.900 16
17	720	Grayson Haufler	Gym Nevada	8.000 18T	7.400 21	8.200 17	8.700 11T	8.300 17T	5.000 21T	45.600 17
18	945	Derek Litchie	High Sierra	9.900 6T	8.800 9T	8.500 14T	8.200 21T	8.300 17T	0.000 24T	43.700 18
19	620	Nathan Gruwell	GA-Atlanta	7.000 23	6.900 23T	6.500 24	8.200 21T	7.700 23	7.300 13	43.600 19
20	989	Luis Abraham Rosas Osuna	ISDE Sinaloa	8.000 18T	7.500 19T	8.900 11	9.200 3	9.400 8T	0.000 24T	43.000 20
21	721	Jacob Revels	Gym Nevada	6.500 24	8.100 16T	7.900 19T	7.200 25	7.300 24	5.500 20	42.500 21
22	619	Jamie Gruwell	GA-Atlanta	5.000 25	6.900 23T	7.600 22	8.800 7T	7.800 22	6.100 17T	42.200 22
23	884	Ryan Sobecks	Gymworld-OH	7.400 21	2.000 27	6.000 25	8.200 21T	8.100 19T	5.000 21T	36.700 23
24	943	Adrian Herrera	High Sierra	8.500 14	8.700 11T	9.500 5	8.700 11T	0.000 25T	0.000 24T	35.400 24

2020 BlackJack National

Meet Results







Feb 21-23, 2020

Page: 2

Printed: 2/21/2020 2:44 PM

Men / 71 / 12+

Session: 2H

Rank	Num	Name	Gym							AA
25	245	Benjamin Hayward	Black Hills	0.000 26T	8.700 11T	9.100 10	0.000 26T	0.000 25T	9.300 2T	27.100 25
26	1565	Tucker Sharples	Seattle-CC	0.000 26T	7.000 22	0.000 26T	0.000 26T	9.700 6	6.900 14	23.600 26
27	944	Graham Lemons	High Sierra	8.200 15T	5.600 26	0.000 26T	8.600 14T	0.000 25T	0.000 24T	22.400 27

2020 BlackJack National

Meet Results







Feb 21-23, 2020

Page: 1
Printed: 2/21/2020 2:44 PM

Men / 72 / 10+

Session: 2H







Judge's Signatures

Rank	Num	Name	Gym							AA
1	1383	Thomas Welsh	Ortona	8.900 1	8.700 1	8.200 1T	8.700 1	8.600 2	6.800 1	49.900 1
2	1246	Julian Heagney	N. Florida	6.200 3	6.200 3	7.000 3	8.100 2	8.300 3	5.000 2	40.800 2
3	920	Lawson Sumerau	Hayden's	7.300 2	8.000 2	8.200 1T	8.000 3	8.900 1	0.000 3	40.400 3

2020 BlackJack National

Team Results

Feb 21-23, 2020

Rank	Gym	Team	Score						
1	PlatinumCA	*	184.400	30.100 3	31.400 1	32.100 1	26.900 4	33.900 2	30.000 1T
2	Lakeshore	*	184.200	31.900 1	30.300 3	29.600 2	27.500 1	34.900 1	30.000 1T
3	Seattle-CC	*	168.500	25.900 8	30.400 2	26.600 8	27.000 3	31.300 3	27.300 3
4	GymWorld Central	*	166.900	31.000 2	27.200 5	26.800 7	26.600 5	29.500 4	25.800 4
5	All-American	*	164.400	28.700 5	28.200 4	26.900 5T	27.300 2	28.200 6	25.100 5
6	Black Hills	*	162.300	29.200 4	26.000 6T	27.500 3	26.200 6	28.400 5	25.000 6
7	USA Gymworld-UT	*	157.000	28.400 6	26.000 6T	26.900 5T	25.900 8T	27.100 7	22.700 8
8	MEGA	*	148.100	23.700 9	22.900 9	27.100 4	25.600 10	25.900 9	22.900 7
9	High Sierra	*	127.600	28.300 7	23.700 8	26.200 9	26.100 7	16.800 14	6.500 20
10	ISDE Sinaloa	*	116.700	15.400 16	20.300 10	23.800 10	25.900 8T	26.300 8	5.000 23T