

2020 BlackJack National

Meet Results







Feb 21-23, 2020

Page: 1
Printed: 2/22/2020 5:26 PM

Men / 61 / 8-9

Session: 5C

Judge's Signatures

Rank	Num	Name	Gym							AA
1	1435	William Rebar	PlatinumCA	11.500 1	11.400 1	10.900 1	9.100 1T	11.200 2	11.100 1	65.200 1
2	1103	Devin Murray	Lakeshore	11.000 2	11.300 2	10.400 2	9.100 1T	11.000 3	10.900 2	63.700 2
3	1436	Daniel Martin	PlatinumCA	10.700 3	11.200 3T	10.100 3	7.700 10	11.300 1	8.900 5	59.900 3
4	109	Thomas Budge	All-American	9.600 5	11.200 3T	9.000 5T	9.000 3	10.100 4	10.200 3	59.100 4
5	1065	Emilio Cabello	Kids Center	8.500 7	11.200 3T	9.600 4	8.400 6	8.900 6	8.600 7	55.200 5
6	1218	Kallahan Olson	Metro-Ore	8.800 6	8.500 6T	8.700 7	8.700 4	8.200 7	10.100 4	53.000 6
7	689	Robert Campbell	Gold Country	10.100 4	8.200 9	9.000 5T	8.100 8	9.500 5	7.700 10	52.600 7
8	690	Desmond Oakes	Gold Country	8.300 8	8.500 6T	8.500 8	8.500 5	8.100 8	8.800 6	50.700 8
9	1300	Tobin Dykoski	North Shore-Minn.	7.900 9	6.200 10	6.900 9	7.800 9	7.300 10	8.500 8	44.600 9
10	124	Travers Shelton	Anchorage	5.400 10	8.300 8	6.000 10	8.200 7	7.500 9	8.100 9	43.500 10

2020 BlackJack National

Meet Results

Feb 21-23, 2020

Page: 1

Printed: 2/22/2020 5:26 PM

Men / 61 / 10-11

Session: 5C

Judge's Signatures

Rank	Num	Name	Gym							AA
1	1100	Keegan Shemluck	Lakeshore	10.300 4	11.400 1	10.400 1T	9.200 3T	10.400 2T	10.500 1T	62.200 1
2	1239	Brennan Swetsky	Monmouth	10.000 11T	11.100 3	9.700 5	9.100 5	10.400 2T	10.500 1T	60.800 2
3	1214	Owen Feinblatt	Metro-Ore	10.000 11T	9.900 11	10.300 3	8.900 7T	10.000 6	10.100 3	59.200 3
4	1101	Cole Bovier	Lakeshore	10.000 11T	10.300 6T	9.200 10T	8.900 7T	10.100 4T	9.800 7	58.300 4
5	1238	Austin French	Monmouth	9.900 14	8.500 25T	10.400 1T	8.900 7T	10.600 1	9.900 5T	58.200 5
6T	1240	James Welch	Monmouth	10.100 8T	11.300 2	9.300 9	8.800 11T	9.300 15	9.300 9T	58.100 6T
6T	1234	Luke Pryor	Monarchs	11.200 1	10.100 8	8.600 16T	9.600 1	9.600 11T	9.000 15	58.100 6T
6T	106	Thiago Taquemasa	All-American	10.200 5T	10.600 5	9.200 10T	9.500 2	10.100 4T	8.500 18T	58.100 6T
9	346	Reed Ralston	Dardano's	11.100 2	9.000 22	10.200 4	9.200 3T	9.100 16	9.200 11T	57.800 9
10	1216	Jace Croman	Metro-Ore	10.200 5T	8.500 25T	9.400 6T	8.800 11T	9.800 7T	10.000 4	56.700 10
11	1306	Cody James Sagutaon	Nova	10.100 8T	10.000 9T	9.400 6T	8.400 20T	9.400 14	9.100 14	56.400 11
12	980	Ian Kilpatrick	IK-Chicago	10.200 5T	10.300 6T	8.600 16T	8.700 15T	8.000 25T	9.200 11T	55.000 12
13T	1215	Spencer Black	Metro-Ore	10.100 8T	8.900 23T	9.000 13	8.900 7T	8.000 25T	9.900 5T	54.800 13T
13T	933	Michael (Monty) Lambert	High Sierra	8.800 19	9.800 12T	9.400 6T	8.600 18T	8.900 17	9.300 9T	54.800 13T
15	1325	Brayden Krebs	OGA-MI	9.400 16	9.600 15T	8.600 16T	8.400 20T	9.800 7T	8.100 23T	53.900 15
16	979	Keegan Kunkle	IK-Chicago	9.300 17	10.000 9T	8.000 25	9.000 6	8.700 18T	8.700 17	53.700 16
17	687	Nicholas Husak	Gold Country	9.200 18	6.900 30	8.700 15	8.600 18T	9.500 13	9.200 11T	52.100 17
18	1392	Jesiah Noel	Ortona	10.900 3	9.600 15T	8.800 14	8.800 11T	7.400 30	6.500 33	52.000 18
19	1295	Owen Johnson	North Shore-Minn.	9.500 15	9.300 20	7.600 30	8.300 22T	8.700 18T	8.400 20	51.800 19
20	1233	Tyler Edwards	Monarchs	8.700 20T	9.800 12T	8.200 22T	8.100 30T	8.100 23T	8.300 21T	51.200 20
21	105	William Budge	All-American	8.300 23T	9.600 15T	7.700 28T	8.300 22T	8.700 18T	8.500 18T	51.100 21
22	398	James Bunch	Denali	7.500 31	9.200 21	7.500 31	8.300 22T	9.800 7T	8.300 21T	50.600 22
23	399	Levi Tiedeman	Denali	8.400 22	9.500 18T	7.900 26	8.200 26T	8.100 23T	7.300 28T	49.400 23
24	1297	Joe Hartmann	North Shore-Minn.	8.100 25	9.500 18T	7.800 27	8.200 26T	8.400 22	7.300 28T	49.300 24

2020 BlackJack National

Meet Results







Feb 21-23, 2020

Page: 2

Printed: 2/22/2020 5:26 PM

Men / 61 / 10-11

Session: 5C

Rank	Num	Name	Gym							AA
25	1296	Andrew Fehr	North Shore-Minn.	7.000 32	9.700 14	8.300 20T	8.800 11T	7.200 31T	7.600 26	48.600 25
26	345	James Linstrom	Dardano's	7.800 27T	7.800 28	8.600 16T	7.800 32	7.500 29	8.800 16	48.300 26
27	934	Kellin Prentice	High Sierra	0.000 33	11.000 4	9.200 10T	8.700 15T	9.600 11T	9.400 8	47.900 27
28T	1213	Jack Anderson	Metro-Ore	7.800 27T	8.900 23T	8.300 20T	7.700 33	7.700 28	7.300 28T	47.700 28T
28T	1294	Austin Roers	North Shore-Minn.	8.700 20T	7.900 27	8.200 22T	8.200 26T	7.200 31T	7.500 27	47.700 28T
30	104	Carter Evanson	All-American	7.700 30	6.200 31	7.700 28T	8.300 22T	9.700 10	8.000 25	47.600 30
31	1293	Oliver Berg	North Shore-Minn.	8.000 26	5.700 32T	7.000 33	8.100 30T	8.500 21	8.100 23T	45.400 31
32	1298	Marek Dykoski	North Shore-Minn.	8.300 23T	7.000 29	8.200 22T	8.200 26T	6.000 33	7.300 28T	45.000 32
33	344	Jacob Anderson	Dardano's	7.800 27T	5.700 32T	7.400 32	8.700 15T	7.900 27	6.800 32	44.300 33

2020 BlackJack National

Meet Results







Feb 21-23, 2020

Page: 1
Printed: 2/22/2020 5:26 PM

Men / 61 / 12+

Session: 5C

Judge's Signatures

Rank	Num	Name	Gym							AA
1	1391	Ayden Visser	Ortona	10.000 4	9.600 5	9.800 1	8.400 12T	8.600 11	9.400 2	55.800 1
2	937	Evan Cooley	High Sierra	10.400 1	8.900 7	8.700 5T	8.700 5T	9.300 4T	9.300 3T	55.300 2
3	1326	Kyler Kramp	OGA-MI	8.000 9	10.400 1T	8.900 3T	8.500 9T	9.400 2T	9.300 3T	54.500 3
4	935	Carter Gaedtke	High Sierra	10.200 2T	9.900 3	8.900 3T	8.900 3T	9.100 6	6.600 16	53.600 4
5	108	Bryson Miller	All-American	9.400 5	9.100 6	8.500 7	8.500 9T	9.600 1	8.400 8	53.500 5
6	938	Lorenzo Rosselli	High Sierra	7.800 11T	9.700 4	8.400 8T	9.000 1T	9.400 2T	9.000 5T	53.300 6
7	1310	Damian Mamer	Nova	10.200 2T	8.000 12T	8.400 8T	8.400 12T	8.200 12T	9.000 5T	52.200 7
8	939	Brian Warburton	High Sierra	8.900 6	6.500 14T	8.000 13	9.000 1T	9.300 4T	10.100 1	51.800 8
9	1299	Gavin Thelen	North Shore-Minn.	8.600 7	10.400 1T	9.000 2	8.000 16T	7.200 17	7.800 13	51.000 9
10	1217	Alex Tam	Metro-Ore	7.900 10	8.600 8T	8.100 12	8.000 16T	8.900 8T	8.100 9T	49.600 10
11	688	Cassius Wondergem	Gold Country	6.500 15	8.000 12T	8.700 5T	8.400 12T	8.900 8T	8.700 7	49.200 11
12	123	Bryce Sanders	Anchorage	7.800 11T	8.600 8T	6.900 16	8.600 8	8.200 12T	6.900 15	47.000 12
13	1311	Carter Lister	Nova	7.800 11T	8.300 10T	7.000 15	8.200 15	7.600 14T	8.000 11T	46.900 13
14	466	Peyton Bencich	Dynamic	6.400 16	6.500 14T	6.500 17	8.700 5T	7.600 14T	7.700 14	43.400 14
15	941	Bryce Gibson	High Sierra	7.400 14	8.300 10T	8.300 11	8.500 9T	9.000 7	0.000 17	41.500 15
16	936	Colton Baldwin	High Sierra	8.100 8	0.000 17	7.600 14	8.900 3T	8.700 10	8.000 11T	41.300 16
17	940	Finn Smith	High Sierra	0.000 17	6.200 16	8.400 8T	8.700 5T	7.300 16	8.100 9T	38.700 17

2020 BlackJack National

Meet Results







Feb 21-23, 2020

Page: 1
Printed: 2/22/2020 5:26 PM

Men / 62 / 10+

Session: 5C







Judge's Signatures

Rank	Num	Name	Gym							AA
1	1066	Victor Mondragon	Kids Center	7.500 2	9.500 1	8.300 2T	8.500 1	8.300 1	8.300 2T	50.400 1
2	1394	Cooper Cooke	Ortona	8.200 1	8.400 3	8.300 2T	8.200 2T	7.200 2	8.300 2T	48.600 2
3	1393	Preston Henry	Ortona	7.000 3	9.200 2	8.400 1	8.200 2T	7.000 3	8.700 1	48.500 3

2020 BlackJack National

Team Results

Feb 21-23, 2020

Rank	Gym	Team	Score						
1	Lakeshore	*	184.200	31.300 1	33.000 1	30.000 1	27.200 1	31.500 1	31.200 1
2	Monmouth	*	177.100	30.000 3	30.900 3	29.400 2	26.800 4	30.300 2	29.700 3
3	Metro-Ore	*	172.200	30.300 2	27.700 7	28.700 3	26.600 5	28.700 4	30.200 2
4	High Sierra	*	171.700	29.500 4	30.700 4	27.500 4	26.900 3	28.300 5	28.800 4
5	All-American	*	171.400	29.200 5	31.400 2	26.700 6	27.000 2	29.900 3	27.200 5
6	Ortona	*	159.500	29.100 6	28.400 6	27.000 5	25.400 8	23.200 10	26.400 7
7	Gold Country	*	158.800	27.600 8	24.700 9	26.400 7	25.500 7	27.900 6	26.700 6
8	North Shore-Minn.	*	157.800	26.800 9	29.600 5	25.500 9	25.300 9	25.600 7	25.000 9
9	Nova	*	155.500	28.100 7	26.300 8	24.800 10	25.000 10	25.200 8	26.100 8
10	Dardano's	*	150.400	26.700 10	22.500 11	26.200 8	25.700 6	24.500 9	24.800 10