

2022 BlackJack TS

Meet Results







Feb 4, 2022

Page: 1
Printed: 2/4/2022 10:16 AM

Men / 8 / 12-13

Session: 1D

Judge's Signatures

Rank	Num	Name	Gym							AA
1	1013	Jaisen Shah	Cal Sports - South	8.200 1	9.200 1	9.050 1	8.800 3	7.550 1	6.450 5	49.250 1
2	1030	Eli Dashevsky	Stick Six	7.850 4	8.350 2	8.250 3	8.350 5	7.100 2T	7.700 2	47.600 2
3	1026	Christopher Stensland	Williamsburg	8.000 3	7.200 4	8.500 2	8.900 1T	7.100 2T	7.100 3	46.800 3
4	1027	Max Tope	Williamsburg	8.100 2	7.400 3	7.900 4	8.900 1T	5.100 4	7.000 4	44.400 4
5	1028	Cameron Walker	Williamsburg	6.550 6	7.000 6	7.650 5	8.400 4	3.950 5	8.200 1	41.750 5
6	1025	Jacob Whatley	Williamsburg	7.100 5	7.150 5	6.000 6	8.200 6	2.150 6	3.100 6	33.700 6

2022 BlackJack TS

Meet Results







Feb 4, 2022

Page: 1
Printed: 2/4/2022 10:16 AM

Men / 9 / 14-15

Session: 1D

Judge's Signatures

Rank	Num	Name	Gym							AA
1	1036	Nathan Roman	Agility	9.200 1	7.400 6	9.100 2T	9.050 1	9.450 1	9.350 1	53.550 1
2	1011	Peter Davis-Ross	CCG-Ca	8.900 2	8.450 1T	9.100 2T	8.250 3	8.150 3	8.350 4	51.200 2
3	1010	Tristan Ketting-Olivier	CCG-Ca	7.900 7	8.400 3	8.900 4	7.950 7	8.000 4	7.700 5T	48.850 3
4	1022	Owen Lee	Triumph	8.000 6	7.450 5	8.150 7	8.000 6	6.750 8	8.500 3	46.850 4
5	1023	Santino Fort	Triumph	8.400 5	7.000 7	8.750 5	8.300 2	7.850 5	6.200 9	46.500 5
6	1033	Cole Miller	Denali	8.850 3	6.700 8	7.650 9	8.100 5	7.300 7	7.000 8	45.600 6
7	1037	Reed Newell	Agility	0.000 8T	8.450 1T	9.150 1	0.000 8T	8.700 2	8.800 2	35.100 7
8	1017	Miles Li	Minnetonka	0.000 8T	8.150 4	8.650 6	0.000 8T	7.750 6	7.700 5T	32.250 8
9	1038	Logan Hodges	Agility	8.450 4	0.000 9	7.900 8	8.150 4	0.000 9	7.650 7	32.150 9

2022 BlackJack TS

Meet Results

Feb 4, 2022







Page: 1

Printed: 2/4/2022 10:16 AM

Men / 10 / 16-19

Session: 1D

Judge's Signatures

Rank	Num	Name	Gym							AA
1	1020	Mark Fu	Minnetonka	8.800 4	8.950 1	8.050 5T	9.200 1	8.050 7	8.800 2	51.850 1
2	1005	Emmit Glover	All-American	8.450 6	7.800 6	8.900 2	9.000 4	9.000 2	8.550 3	51.700 2
3	1019	Solen Chiodi	Minnetonka	9.550 1	8.050 5	8.000 7	9.050 3	8.600 3T	7.950 7	51.200 3
4	1006	Ricken Matsuzawa	All-American	8.400 7T	8.200 4	9.200 1	9.100 2	8.600 3T	7.500 8	51.000 4
5	1016	Niko Greenly	High Sierra	8.300 9	7.550 8	8.550 3	8.400 6	9.050 1	8.400 4	50.250 5
6	1031	Tristen Nye	ATB Gymnastics	8.950 2	8.300 3	7.650 9	8.300 8	8.100 6	8.350 5	49.650 6
7	1029	Eli Osuna	Williamsburg	8.500 5	6.150 10	7.150 11	8.050 9	7.700 9	8.850 1	46.400 7
8	1018	Cameron Klimmek	Minnetonka	8.850 3	7.650 7	7.250 10	7.950 10	6.750 11	7.000 9	45.450 8
9	1024	Ethan Zenick	Triumph	8.400 7T	5.950 11	7.950 8	8.350 7	7.450 10	6.600 10	44.700 9
10	1032	Marty Macsay	ATB Gymnastics	0.000 10T	7.200 9	8.050 5T	8.900 5	7.800 8	6.300 11	38.250 10
11	1012	David Ramirez	CCG-Ca	0.000 10T	8.700 2	8.200 4	0.000 11	8.150 5	8.100 6	33.150 11