

# 2023 BlackJack Invitational

## Meet Results







Feb 3-5, 2023

Page: 1  
Printed: 2/5/2023 2:07:17 PM

Men / 9 / 14

Session: 09

Judge's Signatures

Rank	Num	Name	Gym							AA
1	19	Hayden Brown	SCATS	Diff: 4.300 Exec: 8.850 ND: . Final: <b>13.150</b> Place: <b>1</b>	4.100 9.000 . <b>13.100</b> <b>1</b>	3.900 8.850 -0.300 <b>12.450</b> <b>1</b>	4.000 9.200 -0.100 13.100 2	3.600 8.850 . 12.450 2	2.700 9.350 . 12.050 2	<b>76.300</b> <b>1</b>
2	216	Nico Maccario	EVO	Diff: 3.600 Exec: 9.400 ND: . Final: 13.000 Place: 2	2.700 9.300 . 12.000 2	3.700 7.000 . 10.700 4	4.000 9.200 . <b>13.200</b> <b>1</b>	3.500 9.500 . <b>13.000</b> <b>1</b>	3.400 9.350 . <b>12.750</b> <b>1</b>	74.650 2
3	240	Joaquin Martinez	World Class Gym	Diff: 3.500 Exec: 8.550 ND: . Final: 12.050 Place: 4	2.900 7.700 . 10.600 4	3.100 8.250 -0.300 11.050 2	3.600 7.850 . 11.450 3	3.000 8.500 . 11.500 3	2.800 7.750 . 10.550 4	67.200 3
4	174	Casey Halloran	Xtreme Altitude	Diff: 3.200 Exec: 8.950 ND: . Final: 12.150 Place: 3	2.600 8.450 . 11.050 3	2.500 8.300 -0.300 10.500 5	1.600 9.100 . 10.700 5	2.800 8.650 . 11.450 4	2.300 7.850 . 10.150 5	66.000 4
5	342	Ryan Corwin	HGA	Diff: 3.700 Exec: 7.650 ND: . Final: 11.350 Place: 5	2.400 5.550 . 7.950 5	2.500 8.750 -0.300 10.950 3	2.200 9.300 -0.100 11.400 4	2.900 7.850 . 10.750 5	2.600 8.300 . 10.900 3	63.300 5

# 2023 BlackJack Invitational

## Meet Results







Feb 3-5, 2023

Page: 1  
Printed: 2/5/2023 2:07:18 PM

Men / 9 / 15

Session: 09

Judge's Signatures







Rank	Num	Name	Gym							AA
1	226	Hunter Simpson	EVO	Diff: 3.100 Exec: 9.300 ND: . Final: 12.400 Place: 3	2.800 9.200 . 12.000 1	3.600 7.450 . 11.050 7T	2.400 9.350 . 11.750 9	3.500 9.450 . 12.950 2	3.000 9.250 . 12.250 2	<b>72.400</b> 1
2	220	Uzoma Ojoh	EVO	Diff: 3.800 Exec: 8.850 ND: . Final: 12.650 Place: 1	2.800 9.100 . 11.900 2*	3.600 7.350 . 10.950 9	3.600 9.600 . 13.200 1	3.500 8.850 . 12.350 4T	3.400 7.200 . 10.600 15	71.650 2
3	97	Matthew Kim	Elevate	Diff: 4.100 Exec: 8.350 ND: . Final: 12.450 Place: 2	3.600 6.450 . 10.050 15	3.800 8.500 . 12.300 1	4.000 8.200 -0.300 11.900 7T	3.400 8.450 . 11.850 9T	3.800 8.500 . 12.300 1	70.850 3
4	214	Louis Leblanc-Simard	EVO	Diff: 3.000 Exec: 9.300 ND: . Final: 12.300 Place: 4	2.700 9.150 . 11.850 4	3.100 8.050 -0.300 10.850 10*	3.200 8.800 . 12.000 5	3.000 8.900 . 11.900 8	2.600 9.050 . 11.650 6	70.550 4
5	466	Thiago Taquemasa	All American	Diff: 3.800 Exec: 7.900 ND: . Final: 11.700 Place: 9	3.000 8.400 . 11.400 6	2.900 8.700 -0.300 11.300 5	2.400 9.300 . 11.700 10	3.600 9.100 . 12.700 3	3.200 8.350 . 11.550 7	70.350 5
6	341	Bryson Chestnut	HGA	Diff: 3.400 Exec: 7.600 ND: . Final: 11.000 Place: 16	3.000 8.250 . 11.250 7T	3.500 7.550 . 11.050 7T	2.800 9.150 . 11.950 6	3.000 8.850 . 11.850 9T	3.400 8.450 . 11.850 3T	68.950 6
7	205	Jackson Frey	EVO	Diff: 3.200 Exec: 8.350 ND: . Final: 11.550 Place: 10	2.800 9.100 . 11.900 2*	3.500 8.400 . 11.900 3	3.600 8.000 . 11.600 11T	3.300 8.350 . 11.650 13	2.600 7.650 . 10.250 17	68.850 7
8	446	Yotam Gabay	Gymnastics World	Diff: 4.000 Exec: 6.450 ND: . Final: 10.450 Place: 18	2.600 7.250 . 9.850 17	3.300 8.100 -0.300 11.100 6	4.000 9.150 . 13.150 2	3.600 8.500 . 12.100 7	2.600 9.250 . 11.850 3T	68.500 8
9	424	Caleb Burda	Vegas Gym Acad	Diff: 3.800 Exec: 8.050 ND: . Final: 11.850 Place: 7	3.500 6.300 . 9.800 18	3.100 8.650 -0.300 11.450 4	2.400 9.200 . 11.600 11T	3.000 9.350 . 12.350 4T	2.600 8.650 . 11.250 9T	68.300 9
10	339	Reidland Brown	HGA	Diff: 3.600 Exec: 8.300 ND: . Final: 11.900 Place: 6	2.400 8.800 . 11.200 9T	3.100 7.750 -0.300 10.550 15	2.800 9.100 . 11.900 7T	3.200 7.050 . 10.250 18	2.500 8.900 . 11.400 8	67.200 10

# 2023 BlackJack Invitational

## Meet Results

Men / 9 / 15  
Session: 09

Feb 3-5, 2023

Rank	Num	Name	Gym							AA
11	204	Aiden Ewing	EVO	Diff: 3.200	2.600	2.000	2.200	3.300	2.300	66.800 11
				Exec: 8.200	8.600	7.750	9.150	8.850	8.950	
				ND: .	.	-0.300	.	.	.	
				Final: 11.400	11.200	9.450	11.350	12.150	11.250	
				Place: 11*	9T	22	16T	6	9T	
12	224	Maks Puzenko	EVO	Diff: 3.500	2.400	3.100	2.200	3.500	3.000	66.500 12
				Exec: 7.700	9.300	7.100	9.200	7.800	8.000	
				ND: .	.	-0.300	.	.	.	
				Final: 11.200	11.700	9.900	11.400	11.300	11.000	
				Place: 14T	5	20	15	14	11T	
13T	98	Isaiah Le	Elevate	Diff: 4.000	3.000	3.200	3.200	3.400	3.200	65.500 13T
				Exec: 7.300	8.150	7.050	9.200	6.900	6.900	
				ND: .	.	.	.	.	.	
				Final: 11.300	11.150	10.250	12.400	10.300	10.100	
				Place: 13	11	18	4	17	20T	
13T	345	Rory Glover	HGA	Diff: 3.800	2.800	2.400	2.400	2.800	2.300	65.500 13T
				Exec: 8.000	7.900	8.250	8.950	8.000	7.900	
				ND: .	.	.	.	.	.	
				Final: 11.800	10.700	10.650	11.350	10.800	10.200	
				Place: 8	13	14	16T	16	18*	
15	439	Xavier Thomas	Vegas Gym Acad	Diff: 3.500	2.600	3.100	4.000	3.200	3.000	65.150 15
				Exec: 7.150	6.550	8.050	8.550	7.950	7.800	
				ND: .	.	-0.300	.	.	.	
				Final: 10.650	9.150	10.850	12.550	11.150	10.800	
				Place: 17	19	10*	3	15	14	
16	453	Taylin Cattermole	All American	Diff: 3.300	2.600	2.400	2.200	3.200	2.300	64.400 16
				Exec: 6.900	8.200	8.300	8.850	8.550	7.900	
				ND: .	.	-0.300	.	.	.	
				Final: 10.200	10.800	10.400	11.050	11.750	10.200	
				Place: 19	12	17	18	12	18*	
17	338	Beniamin Bochnak	HGA	Diff: 3.400	2.600	3.100	2.200	2.800	2.600	64.300 17
				Exec: 7.800	8.050	7.900	9.300	7.350	7.500	
				ND: .	.	-0.300	.	.	.	
				Final: 11.200	10.650	10.700	11.500	10.150	10.100	
				Place: 14T	14	13	14	19	20T	
18	182	Blake Truhe	Xtreme Altitude	Diff: 3.200	2.600	2.300	1.600	2.700	2.200	61.800 18
				Exec: 8.200	7.300	8.100	8.950	6.650	8.300	
				ND: .	.	-0.300	.	.	.	
				Final: 11.400	9.900	10.100	10.550	9.350	10.500	
				Place: 11*	16	19	20	22	16	
19	288	Aiden Rizzo	Reflex PGA	Diff: 3.100	2.400	1.900	2.400	2.500	0.000	51.650 19
				Exec: 9.000	5.600	8.900	9.250	7.000	0.000	
				ND: .	.	-0.300	-0.100	.	.	
				Final: 12.100	8.000	10.500	11.550	9.500	0.000	
				Place: 5	21	16	13	20	22	
20	285	Evan Lozado	Reflex PGA	Diff: 0.000	1.900	2.900	1.600	2.700	2.000	46.750 20
				Exec: 0.000	3.850	7.200	9.200	6.750	8.950	
				ND: .	.	-0.300	.	.	.	
				Final: 0.000	5.750	9.800	10.800	9.450	10.950	
				Place: 20*	22	21	19	21	13	

# 2023 BlackJack Invitational







## Meet Results

Feb 3-5, 2023

Page: 3  
Printed: 2/5/2023 2:07:18 PM

Men / 9 / 15

Session: 09

Rank	Num	Name	Gym							AA
21	281	Aaron Francisco Ibarra	Osu ISDE Sinaloa	Diff: 0.000	3.900	3.700	0.000	4.200	3.800	
				Exec: 0.000	5.050	8.300	0.000	9.250	7.900	
				ND: .	.	.	.	.	.	
				Final: 0.000	8.950	12.000	0.000	<b>13.450</b>	11.700	46.100
				Place: 20*	20	2	21*	<b>1</b>	5	21
22	23	Trenton Kailey	SCATS	Diff: 0.000	2.800	2.800	0.000	3.200	2.700	
				Exec: 0.000	8.450	8.300	0.000	8.650	8.300	
				ND: .	.	-0.300	.	.	.	
				Final: 0.000	11.250	10.800	0.000	11.850	11.000	44.900
				Place: 20*	7T	12	21*	9T	11T	22

# 2023 BlackJack Invitational

## Meet Results







Feb 3-5, 2023

Page: 1  
Printed: 2/5/2023 2:07:21 PM

Men / 9 / 16+

Session: 09

Judge's Signatures

Rank	Num	Name	Gym							AA
1	104	Matthew Zeigler	Elevate	Diff: 3.600	3.400	3.600	3.200	3.300	3.200	
				Exec: 8.850	8.550	7.350	9.050	8.400	8.150	
				ND: .	.	.	-0.100	.	.	
				Final: <b>12.450</b>	11.950	10.950	12.150	11.700	11.350	<b>70.550</b>
				Place: <b>1</b>	2	4T	3	2T	4	<b>1</b>
2	236	Gael Rolando Rosales	ISDE Sinaloa	Diff: 4.000	4.400	3.600	3.200	3.800	2.600	
				Exec: 7.950	7.950	8.450	8.000	7.850	8.000	
				ND: .	.	.	.	.	.	
				Final: 11.950	<b>12.350</b>	<b>12.050</b>	11.200	11.650	10.600	69.800
				Place: 3T	<b>1</b>	<b>1</b>	10T	5	6	2
3	100	Jacob Miguelino	Elevate	Diff: 3.700	3.300	3.500	4.000	3.400	3.500	
				Exec: 7.500	6.350	7.900	9.000	8.000	7.950	
				ND: -0.100	.	.	-0.100	.	.	
				Final: 11.100	9.650	11.400	<b>12.900</b>	11.400	11.450	67.900
				Place: 11	9	3	<b>1</b>	6	2T	3
4	46	Quinn Beaulieu	Gymcats	Diff: 3.300	3.000	3.200	2.400	3.000	2.600	
				Exec: 8.750	6.400	8.050	9.400	8.700	8.850	
				ND: .	.	-0.300	.	.	.	
				Final: 12.050	9.400	10.950	11.800	11.700	11.450	67.350
				Place: 2	11	4T	5	2T	2T	4
5	445	Kyle Ferraro	Gymnastics World	Diff: 3.600	3.200	2.500	2.200	2.800	3.000	
				Exec: 8.350	8.400	8.200	9.050	7.750	8.550	
				ND: .	.	-0.300	-0.100	.	.	
				Final: 11.950	11.600	10.400	11.150	10.550	<b>11.550</b>	67.200
				Place: 3T	3	10	12	10	<b>1</b>	5
6	475	Sean Gibbons	Dardano's	Diff: 3.500	2.400	2.600	3.200	2.800	2.200	
				Exec: 7.500	7.900	7.750	8.750	8.900	8.350	
				ND: .	.	-0.300	-0.100	.	.	
				Final: 11.000	10.300	10.050	11.850	11.700	10.550	65.450
				Place: 12	6	13	4	2T	7*	6
7	115	David Grinberg	Peninsula Gymnastics	Diff: 3.200	2.600	2.900	2.400	2.800	2.100	
				Exec: 7.950	7.550	7.400	9.150	8.500	8.350	
				ND: .	.	.	.	.	.	
				Final: 11.150	10.150	10.300	11.550	11.300	10.450	64.900
				Place: 10	7	11	6	7	9	7
8	118	Noah Lin	Peninsula Gymnastics	Diff: 3.500	2.600	2.500	1.600	3.000	2.600	
				Exec: 8.400	8.150	6.400	9.500	7.800	8.100	
				ND: .	.	-0.300	.	.	.	
				Final: 11.900	10.750	8.600	11.100	10.800	10.700	63.850
				Place: 5	5	15	13	9	5	8
9	185	Grant Wojahn	Xtreme Altitude	Diff: 2.900	1.700	2.100	2.200	2.400	2.000	
				Exec: 8.700	8.300	9.100	9.000	7.050	7.600	
				ND: .	.	-1.300	.	.	.	
				Final: 11.600	10.000	9.900	11.200	9.450	9.600	61.750
				Place: 7	8	14	10T	12	12	9
10	184	Clark Warrenner	Xtreme Altitude	Diff: 0.900	3.000	3.100	2.800	3.100	2.300	
				Exec: 9.100	7.950	8.000	7.950	9.050	7.600	
				ND: -3.000	.	-0.300	-0.300	-0.300	.	
				Final: 7.000	10.950	10.800	10.450	<b>11.850</b>	9.900	60.950
				Place: 14	4	6	15	<b>1</b>	11	10







# 2023 BlackJack Invitational

## Meet Results

Feb 3-5, 2023

Page: 2  
Printed: 2/5/2023 2:07:21 PM

Men / 9 / 16+  
Session: 09

Rank	Num	Name	Gym							AA
11	287	Whit Post	Reflex PGA	Diff: 3.000	2.400	3.200	2.200	2.800	2.000	
				Exec: 8.500	5.600	7.300	9.050	5.700	8.250	
				ND: .	.	-0.300	.	.	.	
				Final: 11.500	8.000	10.200	11.250	8.500	10.250	59.700
				Place: 8T	12	12	9	14	10	11
12	235	Dylan Maresma	World Class Gym	Diff: 3.100	0.000	2.300	2.200	2.500	2.800	
				Exec: 8.400	0.000	8.550	9.250	8.500	6.600	
				ND: .	.	-0.300	.	.	.	
				Final: 11.500	0.000	10.550	11.450	11.000	9.400	53.900
				Place: 8T	13*	8	7	8	13	12
13	280	Juan Herrera	ISDE Sinaloa	Diff: 3.800	2.700	2.900	3.200	3.100	0.000	
				Exec: 7.000	6.800	9.050	7.650	5.500	0.000	
				ND: -0.100	.	-0.300	.	.	.	
				Final: 10.700	9.500	11.650	10.850	8.600	0.000	51.300
				Place: 13	10	2	14	13	14*	13
14	96	Dylan Jones	Elevate	Diff: 4.200	0.000	3.400	3.200	3.200	0.000	
				Exec: 7.800	0.000	7.350	9.450	6.850	0.000	
				ND: -0.200	.	.	.	.	.	
				Final: 11.800	0.000	10.750	12.650	10.050	0.000	45.250
				Place: 6	13*	7	2	11	14*	14
15	170	Toren Fedor	Xtreme Altitude	Diff: 0.000	0.000	2.400	2.200	0.000	2.200	
				Exec: 0.000	0.000	8.400	9.250	0.000	8.350	
				ND: .	.	-0.300	-0.100	.	.	
				Final: 0.000	0.000	10.500	11.350	0.000	10.550	32.400
				Place: 15	13*	9	8	15	7*	15

# 2023 BlackJack Invitational

## Team Results







Feb 3-5, 2023

Page: 1

Printed: 2/5/2023 2:07:10 PM

Men / 9 / All Ages

Session: 09

Rank	Gym	Team	Score						
1	EVO	*	<b>221.200</b>	38.050 1	35.900 1	33.900 3	38.400 1	38.300 1	36.650 1
2	Elevate	*	<b>212.500</b>	36.700 2	33.150 2T	34.650 2	37.950 2	34.950 2	35.100 2
3	HGA	*	<b>203.800</b>	35.050 4	33.150 2T	32.700 4	35.350 3	33.400 4	34.150 3
4	Xtreme Altitude	*	<b>196.150</b>	35.150 3	32.000 4	31.800 5	33.250 5	32.750 5	31.200 4
5	ISDE Sinaloa	*	<b>167.200</b>	22.650 8	30.800 5	35.700 1	22.050 11	33.700 3	22.300 7
6	Reflex PGA	*	<b>158.100</b>	23.600 5	21.750 8	30.500 6	33.600 4	27.450 6	21.200 10